



## Data

### Electrical data

### Ratings per IEC/EN 60664-1

Legend (ratings)

(III / 2)  $\hat{=}$  Overvoltage category III / Pollution degree 2

Subject to changes. Please also observe the further product documentation!

WAGO Kontakttechnik GmbH & Co. KG  
Hansastr. 27  
32423 Minden  
Phone: +49571 887-0 | Fax: +49571 887-169  
Email: [info.de@wago.com](mailto:info.de@wago.com) | Web: [www.wago.com](http://www.wago.com)

Do you have any questions about our products?  
We are always happy to take your call at +49 (571) 887-44222.



## Approvals per UL 1059

Approvals per	UL 1059
---------------	---------

## Connection data

Number of connection types	1
Width of staggered jumper	5-way

## Geometrical Data

Pin spacing	7.5 mm / 0.295 inch
-------------	---------------------

## Mechanical data

Suitable	for 745 Series 745 – 6 mm <sup>2</sup> and 2706 Series
----------	--

## Material Data

Contact material	Copper alloy
Contact plating	tin-plated
Weight	1.7 g

## Commercial data

Product Group	4 (Printed Circuit)
Packaging type	BOX
Country of origin	CH
GTIN	4017332608435
Customs Tariff No.	85366990990

## Counterpart

## Downloads


### Documentation

#### Additional Information


Technical explanations	Apr 3, 2019	pdf 3.6 MB	Download
------------------------	-------------	---------------	----------

Subject to changes. Please also observe the further product documentation!


## Installation Notes



Inserting a comb-style jumper bar.



To insert a comb-style jumper bar, push it down using a screwdriver until it hits the backstop – 745 Series.



To remove the comb-style jumper bar, lift it up using a screwdriver – 745 Series.

Subject to changes. Please also observe the further product documentation!