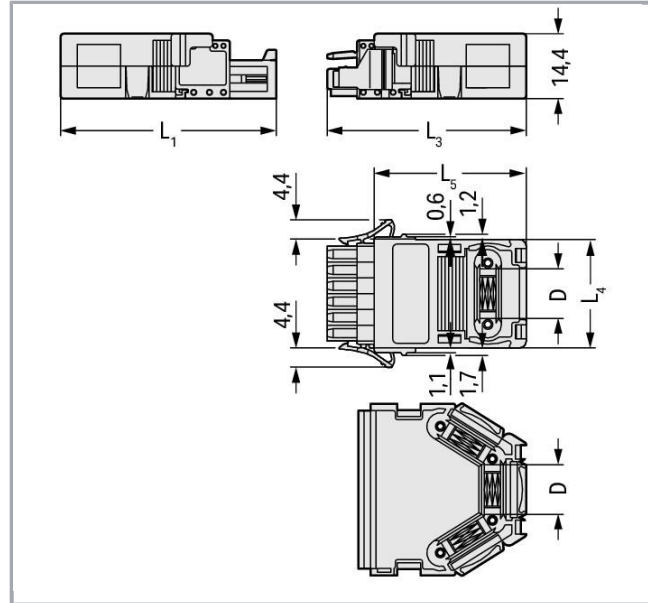


RoHS Compliant

Color:



Item description

- Only for use with cable binders
- Cable binder width: max. 3.6 mm
- 1 x cable outlet, rear

Data

Electrical data

Ratings per IEC/EN 60664-1

Legend (ratings)

(III / 2) ≙ Overvoltage category III / Pollution degree 2

Approvals per UL 1059

Approvals per

UL 1059

Subject to changes. Please also observe the further product documentation!

WAGO Kontakttechnik GmbH & Co. KG
Hansastr. 27
32423 Minden
Phone: +49571 887-0 | Fax: +49571 887-169
Email: info.de@wago.com | Web: www.wago.com

Do you have any questions about our products?
We are always happy to take your call at +49 (571) 887-44222.

Connection data

No. of poles	5
Number of connection types	1

Geometrical Data

Pin spacing	3.5 mm / 0.138 inch
Width	20.5 mm / 0.807 inch
Height	14.4 mm / 0.567 inch
Depth	32.7 mm / 1.287 inch

Mechanical data

Suitable	for 1-conductor male and female connectors
----------	--

Material Data


Color	light gray
Fire load	0.095 MJ
Weight	3.2 g

Commercial data

Product Group	3 (Multi Conn. System)
Packaging type	BOX
Country of origin	DE
GTIN	4017332578424
Customs Tariff No.	85389099990




Approvals / Certificates

Country specific Approvals

Logo	Approval	Additional Approval Text	Certificate name
	CCA DEKRA Certification B.V.	EN 61984	2169534.02
	CCA DEKRA Certification B.V.	EN 61984	nl-54190

Ship Approvals

Subject to changes. Please also observe the further product documentation!

Logo	Approval	Additional Approval Text	Certificate name
	ABS American Bureau of Shipping	-	19- HG1869876- PDA
	DNV GL Det Norske Veritas, Germanischer Lloyd	-	TAE000016Z
	LR Lloyds Register	IEC 61984	96/20035 (E5)

Counterpart

Downloads

Documentation

Additional Information

Technical explanations	Apr 3, 2019	pdf 3.6 MB	Download
------------------------	-------------	---------------	----------

CAD/CAE-Data

CAD data

2D/3D Models 734-605	URL	Download
----------------------	-----	----------


CAE data

EPLAN Data Portal 734-605	URL	Download
---------------------------	-----	----------

Installation Notes


Application

Subject to changes. Please also observe the further product documentation!



4-pole, 1-conductor female connector, with locking levers and strain relief housing (2- to 5-pole strain relief housing suitable only for cable ties)

Application



Strain relief housing for 734 Series Male and Female Connectors with CAGE CLAMP® connection.

Subject to changes. Please also observe the further product documentation!