Data sheet | Item number: 726-841

Matrix patchboard; 80-pole; Marking 1-80; suitable for Ex i applications; Color of modules: blue; Module marking, side 1 and 2 vertical; 1,50 mm²; dark gray

www.wago.com/726-841



RoHS Compliant ✓ BOMcheck.net Color:

Data

Electrical data

Ratings per IEC/EN 60664-1

Rated voltage (III / 3)	500 V
Rated impulse voltage (III / 3)	6 kV
Rated current	10 A
Legend (ratings)	(III / 3) ≙ Overvoltage category III / Pollution degree 3

Connection data

Connection type (1)	Side 1
Connection technology	CAGE CLAMP®
Number of connection points (connection type)	3
Actuation type	Operating tool
Connectable conductor materials	Copper

Subject to changes. Please also observe the further product documentation!

WAGO Kontakttechnik GmbH & Co. KG
Hansastr. 27
32423 Minden
Phone: +49571 887-0 | Fax: +49571 887-169
Email: info.de@wago.com | Web: www.wago.com

Do you have any questions about our products?
We are always happy to take your call at +49 (571) 887-44222.

Solid conductor	0.08 … 1.5 mm² / 28 … 16 AWG
Fine-stranded conductor	0.08 … 1.5 mm² / 28 … 16 AWG
Strip length	8 … 10 mm / 0.31 … 0.39 inch
No. of poles	80
Connection type (2)	Side 2
Number of connection points	2
Type of wiring	Front-entry wiring

Geometrical Data

Width	107.9 mm / 4.248 inch
Height	132 mm / 5.197 inch
Depth	36.5 mm / 1.437 inch

Mechanical data

Marking	1 … 80

Material Data

Color	dark gray
Module color	blue
Fire load	6.929 MJ
Weight	441.4 g

Commercial data

Packaging type	BOX
Country of origin	DE
GTIN	4044918980272
Customs Tariff No.	85369010000

Approvals / Certificates

Country specific Approvals

Logo	Approval	Additional Approval Text	Certificate name
CCA	**CCA** DEKRA Certification B.V.	EN 60998	NTR NL-7623
	CSA	C22.2 No. 158	1101143

Subject to changes. Please also observe the further product documentation!

WAGO Kontakttechnik GmbH & Co. KG
Hansastr. 27
32423 Minden
Phone: +49571 887-0 | Fax: +49571 887-169
Email: info.de@wago.com | Web: www.wago.com

Do you have any questions about our products?
We are always happy to take your call at +49 (571) 887-44222.

	DEKRA Certification B.V.		
	KEMA/KEUR DEKRA Certification B.V.	EN 60998	71-100850

UL-Approvals

Logo	Approval	Additional Approval Text	Certificate name
	UL UL International Germany GmbH	UL 1059	E45172

Counterpart

Compatible products

ferrule

	Item no.: 216-104 Ferrule; Sleeve for 1.5 mm² / AWG 16; uninsulated; electro-tin plated	www.wago.com/216-104
	Item no.: 216-123 Ferrule; Sleeve for 1 mm² / AWG 18; uninsulated; electro-tin plated	www.wago.com/216-123
	Item no.: 216-202 Ferrule; Sleeve for 0.75 mm² / 18 AWG; insulated; electro-tin plated; gray	www.wago.com/216-202
	Item no.: 216-204 Ferrule; Sleeve for 1.5 mm² / AWG 16; insulated; electro-tin plated; black	www.wago.com/216-204

Marking accessories

	Item no.: 209-185 Adaptor; gray	www.wago.com/209-185

Subject to changes. Please also observe the further product documentation!

WAGO Kontakttechnik GmbH & Co. KG
Hansastr. 27
32423 Minden
Phone: +49571 887-0 | Fax: +49571 887-169
Email: info.de@wago.com | Web: www.wago.com

Do you have any questions about our products?
We are always happy to take your call at +49 (571) 887-44222.

	Item no.: 209-500/209-035 WSB marking card; as card; MARKED; X (100x); not stretchable; Horizontal marking; snap-on type; white	www.wago.com/209-500/209-035
	Item no.: 209-501 WSB marking card; as card; not stretchable; plain; snap-on type; white	www.wago.com/209-501
	Item no.: 209-501/000-002 WSB marking card; as card; not stretchable; plain; snap-on type; yellow	www.wago.com/209-501/000-002
	Item no.: 209-501/000-005 WSB marking card; as card; not stretchable; plain; snap-on type; red	www.wago.com/209-501/000-005
	Item no.: 209-501/000-006 WSB marking card; as card; not stretchable; plain; snap-on type; blue	www.wago.com/209-501/000-006
	Item no.: 209-501/000-007 WSB marking card; as card; not stretchable; plain; snap-on type; gray	www.wago.com/209-501/000-007
	Item no.: 209-501/000-012 WSB marking card; as card; not stretchable; plain; snap-on type; orange	www.wago.com/209-501/000-012
	Item no.: 209-501/000-017 WSB marking card; as card; not stretchable; plain; snap-on type; light green	www.wago.com/209-501/000-017
	Item no.: 209-501/000-023 WSB marking card; as card; not stretchable; plain; snap-on type; green	www.wago.com/209-501/000-023
	Item no.: 209-501/000-024 WSB marking card; as card; not stretchable; plain; snap-on type; violet	www.wago.com/209-501/000-024
	Item no.: 209-502 WSB marking card; as card; MARKED; 1 ... 10 (10x); not stretchable; Horizontal marking; snap-on type; white	www.wago.com/209-502
	Item no.: 209-566 WSB marking card; as card; MARKED; 1 ... 50 (2x); not stretchable; Horizontal marking; snap-on type; white	www.wago.com/209-566
	Item no.: 210-612 Marking strips; for self-marking; plain; Self-adhesive; transparent	www.wago.com/210-612
	Item no.: 726-905 Adaptor; dark gray	www.wago.com/726-905

Jumper

Subject to changes. Please also observe the further product documentation!

WAGO Kontakttechnik GmbH & Co. KG
Hansastr. 27
32423 Minden
Phone: +49571 887-0 | Fax: +49571 887-169
Email: info.de@wago.com | Web: www.wago.com

Do you have any questions about our products?
We are always happy to take your call at +49 (571) 887-44222.

	Item no.: 709-107 Wire commoning chain; insulated; 32 connections; gray	www.wago.com/709-107
General accessories		
	Item no.: 726-902 Adaptor; dark gray	www.wago.com/726-902
	Item no.: 726-903 Matrix patchboard; 4,00 mm²; white	www.wago.com/726-903
	Item no.: 726-904 Matrix patchboard; insulated; 4,00 mm²; gray	www.wago.com/726-904
tools		
	Item no.: 210-719 Operating tool; Blade: 2.5 x 0.4 mm; with a partially insulated shaft	www.wago.com/210-719
Test Accessories		
	Item no.: 210-137 Test plug; 2.3 mm Ø; with 500 mm cable; yellow	www.wago.com/210-137
Insulation stop		
	Item no.: 726-901 Insulation stop; 0.08 - 0.2 mm² "s" (0.14 mm² "f-st"); 4 x 3 pieces/strip; white	www.wago.com/726-901
	Item no.: 726-906 Insulation stop; 0.25 mm² “s”; 0.14 - 0.25 mm² “f-st”; 4 x 3 pieces/strip; light gray	www.wago.com/726-906
	Item no.: 726-907 Insulation stop; 0.25 - 0.5 mm² "s+f-st"; 4 x 3 pieces/strip; dark gray	www.wago.com/726-907

Downloads

Documentation

Additional Information

Technical explanations	Apr 3, 2019	pdf 2.1 MB	Download

CAD/CAE-Data

CAD data

2D/3D Models 726-841	URL	Download

CAE data

EPLAN Data Portal 726-841	URL	Download
WSCAD Universe 726-841		

Subject to changes. Please also observe the further product documentation!

WAGO Kontakttechnik GmbH & Co. KG
Hansastr. 27
32423 Minden
Phone: +49571 887-0 | Fax: +49571 887-169
Email: info.de@wago.com | Web: www.wago.com

Do you have any questions about our products?
We are always happy to take your call at +49 (571) 887-44222.

Installation Notes

Inserting a conductor



CAGE CLAMP® connection

Inserting a conductor via 210-719 Operating Tool (2.5 x 0.4 mm blade).



CAGE CLAMP® connection

Inserting a conductor with ferruled conductors.

	Max. conductor cross section (mm²/AWG) without ferrule	Max. conductor cross section (mm²/AWG) with ferrule			
		insulated		uninsulated	
			Item No./Color		Item No.
Side 2	1.5	0.75	216-202/ gray	1	216-103
Side 1	1.5	0.75	216-202/ gray	1	216-103
Side 2	2.5	1.5	216-204/ black	1.5	216-104
Side 1	1.5	0.75	216-202/ gray	1	216-103

Ferrules

Inserting a conductor



Inserting an insulation stop into conductor entry holes of matrix patchboards.



Inserated insulation stop.

Testing

Subject to changes. Please also observe the further product documentation!

WAGO Kontakttechnik GmbH & Co. KG
Hansastr. 27
32423 Minden
Phone: +49571 887-0 | Fax: +49571 887-169
Email: info.de@wago.com | Web: www.wago.com

Do you have any questions about our products?
We are always happy to take your call at +49 (571) 887-44222.



Testing with a 2.3 mm Ø test plug (210-137).



Snapping on an additional module with contact to mounting frame.



Assembling a matrix patchboard with additional module – direct connection to the mounting frame.

Installation example:

Matrix patchboards in a frame

Ex Application

Subject to changes. Please also observe the further product documentation!

WAGO Kontakttechnik GmbH & Co. KG
Hansastr. 27
32423 Minden
Phone: +49571 887-0 | Fax: +49571 887-169
Email: info.de@wago.com | Web: www.wago.com

Do you have any questions about our products?
We are always happy to take your call at +49 (571) 887-44222.



Blue matrix patchboards are suitable for Ex i applications.

Marking



Factory-marked modules



WFB continuous marking strip – fits into the matrix patchboards' marker slot and group marker carrier.



Individual group marking via WSB Quick Marking System.

Side 1: 1, 2, 3, 4 ...

Subject to changes. Please also observe the further product documentation!

WAGO Kontakttechnik GmbH & Co. KG
Hansastr. 27
32423 Minden
Phone: +49571 887-0 | Fax: +49571 887-169
Email: info.de@wago.com | Web: www.wago.com

Do you have any questions about our products?
We are always happy to take your call at +49 (571) 887-44222.