


## Data sheet | Item number: 726-741

Matrix patchboard; 80-pole; Marking 1-80; suitable for Ex i applications;  
Color of modules: blue; Module marking, side 1 and 2 vertical; 1,50 mm<sup>2</sup>; dark gray



[www.wago.com/726-741](http://www.wago.com/726-741)



### Data

#### Electrical data

#### Ratings per IEC/EN 60664-1

Rated voltage (III / 3)	500 V
Rated impulse voltage (III / 3)	6 kV
Rated current	10 A
Legend (ratings)	(III / 3) ≙ Overvoltage category III / Pollution degree 3

#### Connection data

Connection type (1)	Side 1
Connection technology	CAGE CLAMP®
Number of connection points (connection type)	3
Actuation type	Operating tool
Connectable conductor materials	Copper

Subject to changes. Please also observe the further product documentation!

WAGO Kontakttechnik GmbH & Co. KG  
Hansastr. 27  
32423 Minden  
Phone: +49571 887-0 | Fax: +49571 887-169  
Email: [info.de@wago.com](mailto:info.de@wago.com) | Web: [www.wago.com](http://www.wago.com)

Do you have any questions about our products?  
We are always happy to take your call at +49 (571) 887-44222.



Solid conductor	0.08 ... 1.5 mm <sup>2</sup> / 28 ... 16 AWG
Fine-stranded conductor	0.08 ... 1.5 mm <sup>2</sup> / 28 ... 16 AWG
Strip length	8 ... 10 mm / 0.31 ... 0.39 inch
No. of poles	80
Connection type (2)	Side 2
Number of connection points	3
Type of wiring	Front-entry wiring

### Geometrical Data

Width	107.9 mm / 4.248 inch
Height	132 mm / 5.197 inch
Depth	36.5 mm / 1.437 inch

### Mechanical data

Marking	1 ... 80
---------	----------

### Material Data


Color	dark gray
Module color	blue
Fire load	6.689 MJ
Weight	402.6 g

### Commercial data

Product Group	12 (Matrix Patch Board)
Packaging type	BOX
Country of origin	DE
GTIN	4044918455930
Customs Tariff No.	85369010000

### Approvals / Certificates

#### Country specific Approvals

Logo	Approval	Additional Approval Text	Certificate name
	CCA DEKRA Certification B.V.	EN 60998	NTR NL-7623

Subject to changes. Please also observe the further product documentation!

WAGO Kontakttechnik GmbH & Co. KG  
 Hansastr. 27  
 32423 Minden  
 Phone: +49571 887-0 | Fax: +49571 887-169  
 Email: [info.de@wago.com](mailto:info.de@wago.com) | Web: [www.wago.com](http://www.wago.com)

Do you have any questions about our products?  
 We are always happy to take your call at +49 (571) 887-44222.



CSA  
DEKRA Certification B.V.

C22.2 No. 158

1101143




KEMA/KEUR  
DEKRA Certification B.V.

EN 60998

71-  
100850

#### UL-Approvals

Logo	Approval	Additional Approval Text	Certificate name
	UL UL International Germany GmbH	UL 1059	E45172

#### Counterpart

#### Compatible products

#### Jumper

**Item no.: 709-107**  
Wire commoning chain; insulated; 32 connections; gray [www.wago.com/709-107](http://www.wago.com/709-107)

#### ferrule



**Item no.: 216-123**  
Ferrule; Sleeve for 1 mm<sup>2</sup> / AWG 18; uninsulated; electro-tin plated [www.wago.com/216-123](http://www.wago.com/216-123)

**Item no.: 216-202**  
Ferrule; Sleeve for 0.75 mm<sup>2</sup> / 18 AWG; insulated; electro-tin plated; gray [www.wago.com/216-202](http://www.wago.com/216-202)

#### General accessories

**Item no.: 726-902**  
Adaptor; dark gray [www.wago.com/726-902](http://www.wago.com/726-902)

**Item no.: 726-903**  
Matrix patchboard; 4,00 mm<sup>2</sup>; white [www.wago.com/726-903](http://www.wago.com/726-903)

Subject to changes. Please also observe the further product documentation!

Item no.: 726-904

Matrix patchboard; insulated; 4,00 mm<sup>2</sup>; gray[www.wago.com/726-904](http://www.wago.com/726-904)


---

**Insulation stop**

Item no.: 726-901

Insulation stop; 0.08 - 0.2 mm<sup>2</sup> "s" (0.14 mm<sup>2</sup> "f-st"); 4 x 3 pieces/strip; white[www.wago.com/726-901](http://www.wago.com/726-901)

Item no.: 726-906

Insulation stop; 0.25 mm<sup>2</sup> "s"; 0.14 - 0.25 mm<sup>2</sup> "f-st"; 4 x 3 pieces/strip; light gray[www.wago.com/726-906](http://www.wago.com/726-906)

Item no.: 726-907

Insulation stop; 0.25 - 0.5 mm<sup>2</sup> "s+f-st"; 4 x 3 pieces/strip; dark gray[www.wago.com/726-907](http://www.wago.com/726-907)


---

**Test Accessories**

Item no.: 210-137

Test plug; 2.3 mm Ø; with 500 mm cable; yellow

[www.wago.com/210-137](http://www.wago.com/210-137)


---

**tools**

Item no.: 210-719

Operating tool; Blade: 2.5 x 0.4 mm; with a partially insulated shaft

[www.wago.com/210-719](http://www.wago.com/210-719)


---

**Marking accessories**

Item no.: 209-185

Adaptor; gray

[www.wago.com/209-185](http://www.wago.com/209-185)

Item no.: 209-500/209-035

WSB marking card; as card; MARKED; X (100x); not stretchable; Horizontal marking; snap-on type; white /209-035

[www.wago.com/209-500](http://www.wago.com/209-500)

Item no.: 209-501

WSB marking card; as card; not stretchable; plain; snap-on type; white

[www.wago.com/209-501](http://www.wago.com/209-501)

Item no.: 209-501/000-002

WSB marking card; as card; not stretchable; plain; snap-on type; yellow

[www.wago.com/209-501/000-002](http://www.wago.com/209-501/000-002)

Item no.: 209-501/000-005

WSB marking card; as card; not stretchable; plain; snap-on type; red

[www.wago.com/209-501/000-005](http://www.wago.com/209-501/000-005)

Item no.: 209-501/000-006

WSB marking card; as card; not stretchable; plain; snap-on type; blue

[www.wago.com/209-501/000-006](http://www.wago.com/209-501/000-006)

Item no.: 209-501/000-007

WSB marking card; as card; not stretchable; plain; snap-on type; gray

[www.wago.com/209-501/000-007](http://www.wago.com/209-501/000-007)

Item no.: 209-501/000-012

WSB marking card; as card; not stretchable; plain; snap-on type; orange

[www.wago.com/209-501/000-012](http://www.wago.com/209-501/000-012)


---

 Subject to changes. Please also observe the further product documentation!

WAGO Kontakttechnik GmbH &amp; Co. KG

Hansastr. 27

32423 Minden

Phone: +49571 887-0 | Fax: +49571 887-169

Email: [info.de@wago.com](mailto:info.de@wago.com) | Web: [www.wago.com](http://www.wago.com)

Do you have any questions about our products?

We are always happy to take your call at +49 (571) 887-44222.



Item no.: 209-501/000-017

WSB marking card; as card; not stretchable; plain; snap-on type; light green

[www.wago.com/209-501/000-017](http://www.wago.com/209-501/000-017)

Item no.: 209-501/000-023

WSB marking card; as card; not stretchable; plain; snap-on type; green

[www.wago.com/209-501/000-023](http://www.wago.com/209-501/000-023)

Item no.: 209-501/000-024

WSB marking card; as card; not stretchable; plain; snap-on type; violet

[www.wago.com/209-501/000-024](http://www.wago.com/209-501/000-024)

Item no.: 209-502

WSB marking card; as card; MARKED; 1 ... 10 (10x); not stretchable; Horizontal marking; snap-on type; white

[www.wago.com/209-502](http://www.wago.com/209-502)

Item no.: 209-566

WSB marking card; as card; MARKED; 1 ... 50 (2x); not stretchable; Horizontal marking; snap-on type; white

[www.wago.com/209-566](http://www.wago.com/209-566)

Item no.: 210-612

Marking strips; for self-marking; plain; Self-adhesive; transparent

[www.wago.com/210-612](http://www.wago.com/210-612)

Item no.: 726-905

Adaptor; dark gray

[www.wago.com/726-905](http://www.wago.com/726-905)

## Downloads

### Documentation

#### Additional Information

Technical explanations

Apr 3, 2019

pdf  
2.1 MB

[Download](#)

### CAD/CAE-Data

#### CAD data

2D/3D Models 726-741

[URL](#)

[Download](#)

#### CAE data

EPLAN Data Portal 726-741

[URL](#)

[Download](#)

WSCAD Universe 726-741

[URL](#)

[Download](#)

### Installation Notes

#### Inserting a conductor

Subject to changes. Please also observe the further product documentation!

WAGO Kontakttechnik GmbH & Co. KG

Hansastr. 27


32423 Minden

Phone: +49571 887-0 | Fax: +49571 887-169


Email: [info.de@wago.com](mailto:info.de@wago.com) | Web: [www.wago.com](http://www.wago.com)

Do you have any questions about our products?

We are always happy to take your call at +49 (571) 887-44222.



CAGE CLAMP® connection



CAGE CLAMP® connection


	Max. conductor cross section (mm <sup>2</sup> /AWG) without ferrule	Max. conductor cross section (mm <sup>2</sup> /AWG) with ferrule			
		insulated		uninsulated	
		Item No./Color		Item No.	
Side 2	1.5	0.75	216-202/ gray	1	216-103
Side 1	1.5	0.75	216-202/ gray	1	216-103
Side 2	2.5	1.5	216-204/ black	1.5	216-104
Side 1	1.5	0.75	216-202/ gray	1	216-103

Ferrules

Inserting a conductor via 210-719 Operating Tool (2.5 x 0.4 mm blade).

Inserting a conductor with ferruled conductors.

Inserting a conductor




Inserting an insulation stop into conductor entry holes of matrix patchboards.




Inserted insulation stop.

Testing




Testing with a 2.3 mm Ø test plug (210-137).


Subject to changes. Please also observe the further product documentation!



Snapping on an additional module with contact to mounting frame.




Assembling a matrix patchboard with additional module – direct connection to the mounting frame.



Installation example:

Matrix patchboards in a frame


### Ex Application




Blue matrix patchboards are suitable for Ex i applications.

Subject to changes. Please also observe the further product documentation!

## Marking



Factory-marked modules



WFB continuous marking strip – fits into the matrix patchboards' marker slot and group marker carrier.



Individual group marking via WSB Quick Marking System.

Side 1: 1, 2, 3, 4 ...

Subject to changes. Please also observe the further product documentation!