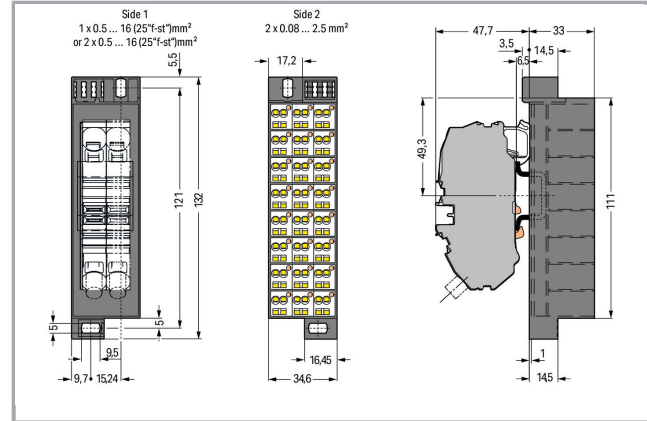



Data sheet | Item number: 726-662

Common potential matrix patchboard; Marking 1-24; with 2 input modules
incl. end plate; Color of modules: white; Numbering of modules arranged
vertically; for 19" racks; Slimline version; 16,00 mm²; dark gray



www.wago.com/726-662



RoHS Compliant

BOMcheck.net

Color: ■

Data

Electrical data

Ratings per IEC/EN 60664-1

Rated current	76 A
Rated current (2)	24 A

Connection data

Connection type (1)	Side 1
Connection technology	CAGE CLAMP®

Subject to changes. Please also observe the further product documentation!

WAGO Kontakttechnik GmbH & Co. KG
Hansastr. 27
32423 Minden
Phone: +49571 887-0 | Fax: +49571 887-169
Email: info.de@wago.com | Web: www.wago.com

Do you have any questions about our products?
We are always happy to take your call at +49 (571) 887-44222.



Number of connection points (connection type)	2
Actuation type	Operating tool
Connectable conductor materials	Copper
Solid conductor	0.2 ... 16 mm ² / 24 ... 6 AWG
Fine-stranded conductor	0.2 ... 16 mm ² / 24 ... 6 AWG
Strip length	16 ... 17 mm / 0.63 ... 0.67 inch
Connection type (2)	Side 2
Number of connection points	2
Solid conductor (2)	0.08 ... 2.5 mm ² / 28 ... 14 AWG
Fine-stranded conductor (2)	0.08 ... 2.5 mm ² / 28 ... 14 AWG
Strip length (2)	8 ... 10 mm / 0.31 ... 0.39 inch
Type of wiring	Front-entry wiring

Geometrical Data

Width	34.6 mm / 1.362 inch
Height	132 mm / 5.197 inch
Depth	80.7 mm / 3.177 inch

Mechanical data

Design	slimline
Marking	1 ... 24

Material Data

Color	dark gray
Module color	white
Weight	259.5 g

Commercial data

Packaging type	BOX
Country of origin	DE
GTIN	4055143628655
Customs Tariff No.	85369010000

Approvals / Certificates




Country specific Approvals

Logo	Approval	Additional Approval Text	Certificate name
------	----------	--------------------------	------------------


Subject to changes. Please also observe the further product documentation!

WAGO Kontakttechnik GmbH & Co. KG
 Hansastr. 27
 32423 Minden
 Phone: +49571 887-0 | Fax: +49571 887-169
 Email: info.de@wago.com | Web: www.wago.com

Do you have any questions about our products?
 We are always happy to take your call at +49 (571) 887-44222.

	CCA DEKRA Certification B.V.	EN 60998	NTR NL- 7623
	CSA DEKRA Certification B.V.	C22.2 No. 158	1101143
	KEMA/KEUR DEKRA Certification B.V.	EN 60998	71- 100850



UL-Approvals

Logo	Approval	Additional Approval Text	Certificate name
	UL UL International Germany GmbH	UL 1059	E45172

Counterpart

Compatible products

Marking accessories

	Item no.: 209-185 Adaptor; gray	www.wago.com/209-185
	Item no.: 210-612 Marking strips; for self-marking; plain; Self-adhesive; transparent	www.wago.com/210-612

Test Accessories

	Item no.: 210-137 Test plug; 2.3 mm Ø; with 500 mm cable; yellow	www.wago.com/210-137
--	---	--

General accessories

	Item no.: 726-902 Adaptor; dark gray	www.wago.com/726-902
--	---	--

Subject to changes. Please also observe the further product documentation!

Downloads

Documentation

Additional Information

Technical explanations	Apr 3, 2019	pdf 2.1 MB	Download
------------------------	-------------	---------------	----------


CAD/CAE-Data

CAE data

EPLAN Data Portal 726-662	URL	Download
WSCAD Universe 726-662	URL	Download

Installation Notes

Inserting a conductor




CAGE CLAMP® connection


Inserting a conductor via 210-719 Operating Tool (2.5 x 0.4 mm blade).

Testing


Subject to changes. Please also observe the further product documentation!



Testing with a 2.3 mm Ø test plug (210-137).




Snapping on an additional module with contact to mounting frame.




Assembling a matrix patchboard with additional module – direct connection to the mounting frame.

Marking



Factory-marked modules



WFB continuous marking strip – fits into the matrix patchboards' marker slot and group marker carrier.



Individual group marking via WSB Quick Marking System.

Side 1: 1, 2, 3, 4 ...

Subject to changes. Please also observe the further product documentation!