

Data sheet | Item number: 726-441

Matrix patchboard; 48-pole; Marking 1-48; suitable for Ex i applications;
Color of modules: blue; Module marking, side 1 and 2 vertical; 1,50 mm²; dark gray



www.wago.com/726-441



Data

Electrical data

Ratings per IEC/EN 60664-1

Rated voltage (III / 3)	500 V
Rated impulse voltage (III / 3)	6 kV
Rated current	10 A
Legend (ratings)	(III / 3) $\hat{=}$ Overvoltage category III / Pollution degree 3

Connection data

Connection type (1)	Side 1
Connection technology	CAGE CLAMP®

Subject to changes. Please also observe the further product documentation!

WAGO Kontakttechnik GmbH & Co. KG
Hansastr. 27
32423 Minden
Phone: +49571 887-0 | Fax: +49571 887-169
Email: info.de@wago.com | Web: www.wago.com

Do you have any questions about our products?
We are always happy to take your call at +49 (571) 887-44222.



Number of connection points (connection type)	3
Actuation type	Operating tool
Connectable conductor materials	Copper
Solid conductor	0.08 ... 1.5 mm ² / 28 ... 16 AWG
Fine-stranded conductor	0.08 ... 1.5 mm ² / 28 ... 16 AWG
Strip length	8 ... 10 mm / 0.31 ... 0.39 inch
No. of poles	48
Connection type (2)	Side 2
Number of connection points	3
Type of wiring	Front-entry wiring

Geometrical Data

Width	65.3 mm / 2.571 inch
Height	132 mm / 5.197 inch
Depth	36.5 mm / 1.437 inch

Mechanical data

Marking	1 ... 48
---------	----------

Material Data

Color	dark gray
Module color	blue
Fire load	4.096 MJ
Weight	243.5 g

Commercial data

Product Group	12 (Matrix Patch Board)
Packaging type	BOX
Country of origin	DE
GTIN	4044918455510
Customs Tariff No.	85369010000

Approvals / Certificates

Country specific Approvals

Logo	Approval	Additional Approval Text	Certificate name
------	----------	--------------------------	------------------

Subject to changes. Please also observe the further product documentation!

WAGO Kontakttechnik GmbH & Co. KG
 Hansastr. 27
 32423 Minden
 Phone: +49571 887-0 | Fax: +49571 887-169
 Email: info.de@wago.com | Web: www.wago.com

Do you have any questions about our products?
 We are always happy to take your call at +49 (571) 887-44222.



CCA
DEKRA Certification B.V.

EN 60998

NTR NL-
7623



CSA
DEKRA Certification B.V.

C22.2 No. 158

1101143




KEMA/KEUR
DEKRA Certification B.V.

EN 60998

71-
100850

UL-Approvals

Logo	Approval	Additional Approval Text	Certificate name
	UL UL International Germany GmbH	UL 1059	E45172

Counterpart

Compatible products

General accessories

Item no.: 726-902 Adaptor; dark gray	www.wago.com/726-902
Item no.: 726-903 Matrix patchboard; 4,00 mm ² ; white	www.wago.com/726-903
Item no.: 726-904 Matrix patchboard; insulated; 4,00 mm ² ; gray	www.wago.com/726-904

Insulation stop



Item no.: 726-901 Insulation stop; 0.08 - 0.2 mm ² "s" (0.14 mm ² "f-st"); 4 x 3 pieces/strip; white	www.wago.com/726-901
---	--

Subject to changes. Please also observe the further product documentation!

WAGO Kontakttechnik GmbH & Co. KG
Hansastr. 27
32423 Minden
Phone: +49571 887-0 | Fax: +49571 887-169
Email: info.de@wago.com | Web: www.wago.com

Do you have any questions about our products?
We are always happy to take your call at +49 (571) 887-44222.



Item no.: 726-906
Insulation stop; 0.25 mm² "s"; 0.14 - 0.25 mm² "f-st"; 4 x 3 pieces/strip; light gray

www.wago.com/726-906

Item no.: 726-907
Insulation stop; 0.25 - 0.5 mm² "s+f-st"; 4 x 3 pieces/strip; dark gray

www.wago.com/726-907

tools

Item no.: 210-719
Operating tool; Blade: 2.5 x 0.4 mm; with a partially insulated shaft

www.wago.com/210-719

ferrule

Item no.: 216-123
Ferrule; Sleeve for 1 mm² / AWG 18; uninsulated; electro-tin plated

www.wago.com/216-123

Item no.: 216-202
Ferrule; Sleeve for 0.75 mm² / 18 AWG; insulated; electro-tin plated; gray

www.wago.com/216-202

Test Accessories



Item no.: 210-137
Test plug; 2.3 mm Ø; with 500 mm cable; yellow

www.wago.com/210-137

Marking accessories



Item no.: 209-185
Adaptor; gray

www.wago.com/209-185



Item no.: 209-500/209-035
WSB marking card; as card; MARKED; X (100x); not stretchable; Horizontal marking; snap-on type; white /209-035

www.wago.com/209-500



Item no.: 209-501
WSB marking card; as card; not stretchable; plain; snap-on type; white

www.wago.com/209-501



Item no.: 209-501/000-002
WSB marking card; as card; not stretchable; plain; snap-on type; yellow

www.wago.com/209-501/000-002



Item no.: 209-501/000-005
WSB marking card; as card; not stretchable; plain; snap-on type; red

www.wago.com/209-501/000-005

Item no.: 209-501/000-006
WSB marking card; as card; not stretchable; plain; snap-on type; blue

www.wago.com/209-501/000-006



Item no.: 209-501/000-007
WSB marking card; as card; not stretchable; plain; snap-on type; gray

www.wago.com/209-501/000-007

Item no.: 209-501/000-012
WSB marking card; as card; not stretchable; plain; snap-on type; orange

www.wago.com/209-501/000-012

Subject to changes. Please also observe the further product documentation!



Item no.: 209-501/000-017
WSB marking card; as card; not stretchable; plain; snap-on type; light green

www.wago.com/209-501/000-017



Item no.: 209-501/000-023
WSB marking card; as card; not stretchable; plain; snap-on type; green

www.wago.com/209-501/000-023



Item no.: 209-501/000-024
WSB marking card; as card; not stretchable; plain; snap-on type; violet

www.wago.com/209-501/000-024



Item no.: 209-502
WSB marking card; as card; MARKED; 1 ... 10 (10x); not stretchable; Horizontal marking; snap-on type; white

www.wago.com/209-502



Item no.: 209-566
WSB marking card; as card; MARKED; 1 ... 50 (2x); not stretchable; Horizontal marking; snap-on type; white

www.wago.com/209-566



Item no.: 210-612
Marking strips; for self-marking; plain; Self-adhesive; transparent

www.wago.com/210-612



Item no.: 726-905
Adaptor; dark gray

www.wago.com/726-905

Jumper



Item no.: 709-107
Wire commoning chain; insulated; 32 connections; gray

www.wago.com/709-107

Downloads

Documentation

Additional Information

Technical explanations	Apr 3, 2019	pdf 2.1 MB	Download
------------------------	-------------	---------------	----------

CAD/CAE-Data

CAD data

2D/3D Models 726-441	URL	Download
----------------------	-----	----------

CAE data

EPLAN Data Portal 726-441	URL	Download
---------------------------	-----	----------

WSCAD Universe 726-441	URL	Download
------------------------	-----	----------


Subject to changes. Please also observe the further product documentation!

WAGO Kontakttechnik GmbH & Co. KG
Hansastr. 27
32423 Minden
Phone: +49571 887-0 | Fax: +49571 887-169
Email: info.de@wago.com | Web: www.wago.com


Do you have any questions about our products?
We are always happy to take your call at +49 (571) 887-44222.

Installation Notes

Inserting a conductor



CAGE CLAMP® connection



CAGE CLAMP® connection


	Max. conductor cross section (mm ² /AWG) without ferrule		Max. conductor cross section (mm ² /AWG) with ferrule			
			Insulated		uninsulated	
			Item No./Color		Item No.	
Side 2	1.5	0.75	216-202/ gray	1	216-103	
Side 1	1.5	0.75	216-202/ gray	1	216-103	
Side 2	2.5	1.5	216-204/ black	1.5	216-104	
Side 1	1.5	0.75	216-202/ gray	1	216-103	

Ferrules

Inserting a conductor via 210-719 Operating Tool (2.5 x 0.4 mm blade).

Inserting a conductor with ferruled conductors.

Inserting a conductor




Inserting an insulation stop into conductor entry holes of matrix patchboards.




Inserted insulation stop.

Testing

Subject to changes. Please also observe the further product documentation!




Testing with a 2.3 mm Ø test plug (210-137).



Snapping on an additional module with contact to mounting frame.



Assembling a matrix patchboard with additional module – direct connection to the mounting frame.



Installation example:

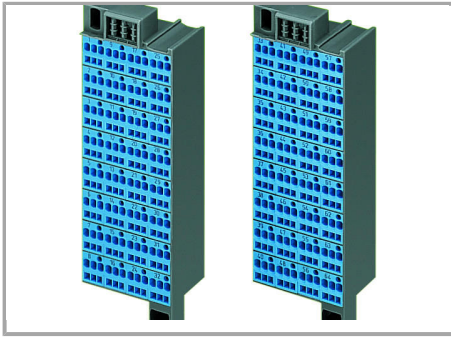
Matrix patchboards in a frame

Ex Application

Subject to changes. Please also observe the further product documentation!


WAGO Kontakttechnik GmbH & Co. KG
Hansastr. 27
32423 Minden
Phone: +49571 887-0 | Fax: +49571 887-169
Email: info.de@wago.com | Web: www.wago.com

Do you have any questions about our products?
We are always happy to take your call at +49 (571) 887-44222.




Blue matrix patchboards are suitable for Ex i applications.


Marking



Factory-marked modules



WFB continuous marking strip – fits into the matrix patchboards' marker slot and group marker carrier.



Individual group marking via WSB Quick Marking System.

Side 1: 1, 2, 3, 4 ...

Subject to changes. Please also observe the further product documentation!