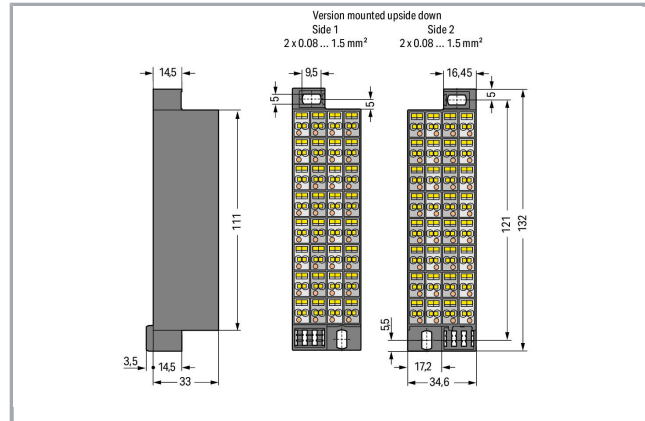


Data sheet | Item number: 726-325

Matrix patchboard; 32-pole; Marking 1-32; Colors of modules: gray/white;
Module marking, side 1 and 2 vertical; for 19" racks; 1,50 mm²; dark gray



www.wago.com/726-325



Data

Electrical data

Ratings per IEC/EN 60664-1

Rated voltage (III / 3)	500 V
Rated impulse voltage (III / 3)	6 kV

Subject to changes. Please also observe the further product documentation!

WAGO Kontakttechnik GmbH & Co. KG
Hansastr. 27
32423 Minden
Phone: +49571 887-0 | Fax: +49571 887-169
Email: info.de@wago.com | Web: www.wago.com

Do you have any questions about our products?
We are always happy to take your call at +49 (571) 887-44222.



Rated current	10 A
Legend (ratings)	(III / 3) $\hat{=}$ Overvoltage category III / Pollution degree 3

Connection data

Connection type (1)	Side 1
Connection technology	CAGE CLAMP®
Number of connection points (connection type)	3
Actuation type	Operating tool
Connectable conductor materials	Copper
Solid conductor	0.08 ... 1.5 mm ² / 28 ... 16 AWG
Fine-stranded conductor	0.08 ... 1.5 mm ² / 28 ... 16 AWG
Strip length	8 ... 10 mm / 0.31 ... 0.39 inch
No. of poles	32
Connection type (2)	Side 2
Number of connection points	3
Type of wiring	Front-entry wiring

Geometrical Data

Width	34.6 mm / 1.362 inch
Height	132 mm / 5.197 inch
Depth	36.5 mm / 1.437 inch

Mechanical data

Design	slimline
Marking	1 ... 32

Material Data

Color	dark gray
Module color	gray/white
Fire load	2.499 MJ
Weight	139.9 g

Commercial data

Packaging type	BOX
Country of origin	DE
GTIN	4044918456081


Subject to changes. Please also observe the further product documentation!

Customs Tariff No.


85369010000

Approvals / Certificates

Country specific Approvals

Logo	Approval	Additional Approval Text	Certificate name
	CCA DEKRA Certification B.V.	EN 60998	NTR NL-7623
	CSA DEKRA Certification B.V.	C22.2 No. 158	1101143
	KEMA/KEUR DEKRA Certification B.V.	EN 60998	71-100850

UL-Approvals

Logo	Approval	Additional Approval Text	Certificate name
	UL UL International Germany GmbH	UL 1059	E45172

Counterpart

Compatible products

ferrule

Item no.: 216-104

Ferrule; Sleeve for 1.5 mm² / AWG 16; uninsulated; electro-tin platedwww.wago.com/216-104

Item no.: 216-123

Subject to changes. Please also observe the further product documentation!

WAGO Kontakttechnik GmbH & Co. KG

Hansastr. 27

32423 Minden

Phone: +49571 887-0 | Fax: +49571 887-169

Email: info.de@wago.com | Web: www.wago.com

Do you have any questions about our products?

We are always happy to take your call at +49 (571) 887-44222.

Ferrule; Sleeve for 1 mm² / AWG 18; uninsulated; electro-tin plated

www.wago.com/216-123

Item no.: 216-202

Ferrule; Sleeve for 0.75 mm² / 18 AWG; insulated; electro-tin plated; gray

www.wago.com/216-202

Item no.: 216-204

Ferrule; Sleeve for 1.5 mm² / AWG 16; insulated; electro-tin plated; black

www.wago.com/216-204

Jumper



Item no.: 709-107

Wire commoning chain; insulated; 32 connections; gray

www.wago.com/709-107

tools



Item no.: 210-719

Operating tool; Blade: 2.5 x 0.4 mm; with a partially insulated shaft

www.wago.com/210-719

Marking accessories



Item no.: 209-185

Adaptor; gray

www.wago.com/209-185



Item no.: 209-500/209-035

WSB marking card; as card; MARKED; X (100x); not stretchable; Horizontal marking; snap-on type; white /209-035

www.wago.com/209-500



Item no.: 209-501

WSB marking card; as card; not stretchable; plain; snap-on type; white

www.wago.com/209-501



Item no.: 209-501/000-002

WSB marking card; as card; not stretchable; plain; snap-on type; yellow

www.wago.com/209-501/000-002



Item no.: 209-501/000-005

WSB marking card; as card; not stretchable; plain; snap-on type; red

www.wago.com/209-501/000-005

Item no.: 209-501/000-006

WSB marking card; as card; not stretchable; plain; snap-on type; blue

www.wago.com/209-501/000-006



Item no.: 209-501/000-007

WSB marking card; as card; not stretchable; plain; snap-on type; gray

www.wago.com/209-501/000-007

Item no.: 209-501/000-012

WSB marking card; as card; not stretchable; plain; snap-on type; orange

www.wago.com/209-501/000-012



Item no.: 209-501/000-017

WSB marking card; as card; not stretchable; plain; snap-on type; light green

www.wago.com/209-501/000-017

Subject to changes. Please also observe the further product documentation!

WAGO Kontakttechnik GmbH & Co. KG

Hansastr. 27

32423 Minden

Phone: +49571 887-0 | Fax: +49571 887-169

Email: info.de@wago.com | Web: www.wago.com

Do you have any questions about our products?

We are always happy to take your call at +49 (571) 887-44222.



Item no.: 209-501/000-023
WSB marking card; as card; not stretchable; plain; snap-on type; green

www.wago.com/209-501/000-023



Item no.: 209-501/000-024
WSB marking card; as card; not stretchable; plain; snap-on type; violet

www.wago.com/209-501/000-024



Item no.: 209-502
WSB marking card; as card; MARKED; 1 ... 10 (10x); not stretchable; Horizontal marking; snap-on type; white

www.wago.com/209-502



Item no.: 209-566
WSB marking card; as card; MARKED; 1 ... 50 (2x); not stretchable; Horizontal marking; snap-on type; white

www.wago.com/209-566



Item no.: 210-612
Marking strips; for self-marking; plain; Self-adhesive; transparent

www.wago.com/210-612



Item no.: 726-905
Adaptor; dark gray

www.wago.com/726-905

Test Accessories



Item no.: 210-137
Test plug; 2.3 mm Ø; with 500 mm cable; yellow

www.wago.com/210-137

General accessories

Item no.: 726-902
Adaptor; dark gray

www.wago.com/726-902

Item no.: 726-903
Matrix patchboard; 4,00 mm²; white

www.wago.com/726-903

Item no.: 726-904
Matrix patchboard; insulated; 4,00 mm²; gray

www.wago.com/726-904

Insulation stop



Item no.: 726-901
Insulation stop; 0.08 - 0.2 mm² "s" (0.14 mm² "f-st"); 4 x 3 pieces/strip; white

www.wago.com/726-901



Item no.: 726-906
Insulation stop; 0.25 mm² "s"; 0.14 - 0.25 mm² "f-st"; 4 x 3 pieces/strip; light gray

www.wago.com/726-906



Item no.: 726-907
Insulation stop; 0.25 - 0.5 mm² "s+f-st"; 4 x 3 pieces/strip; dark gray

www.wago.com/726-907

Downloads

Documentation

Additional Information

Technical explanations

Apr 3, 2019

pdf
2.1 MB

Download

Subject to changes. Please also observe the further product documentation!

CAD/CAE-Data

CAE data

EPLAN Data Portal 726-325

URL

Download


WSCAD Universe 726-325

URL


Download

Installation Notes

Inserting a conductor



CAGE CLAMP® connection



CAGE CLAMP® connection


	Max. conductor cross section (mm²/AWG) without ferrule	Max. conductor cross section (mm²/AWG) with ferrule			
		Insulated		uninsulated	
Side 2	1.5	0.75	Item No./Color 216-202/ gray	1	Item No. 216-103
Side 1	1.5	0.75	216-202/ gray	1	216-103
Side 2	2.5	1.5	216-204/ black	1.5	216-104
Side 1	1.5	0.75	216-202/ gray	1	216-103

Ferrules

Inserting a conductor via 210-719 Operating Tool (2.5 x 0.4 mm blade).

Inserting a conductor with ferruled conductors.

Inserting a conductor




Inserting an insulation stop into conductor entry holes of matrix patchboards.




Inserted insulation stop.

Testing

Subject to changes. Please also observe the further product documentation!




Testing with a 2.3 mm Ø test plug (210-137).



Snapping on an additional module with contact to mounting frame.




Assembling a matrix patchboard with additional module – direct connection to the mounting frame.



Installation example:

Matrix patchboards in a frame


Subject to changes. Please also observe the further product documentation!




Installation example:

Matrix patchboards in a 19" rack

Marking



Factory-marked modules



WFB continuous marking strip – fits into the matrix patchboards' marker slot and group marker carrier.



Individual group marking via WSB Quick Marking System.

Side 1: 1, 2, 3, 4 ...

Subject to changes. Please also observe the further product documentation!