

**Data sheet | Item number: 722-134**

THT female header; 0.6 x 1.0 mm solder pin; straight; 100% protected against mismatching; Pin spacing 5 mm; 4-pole; light gray



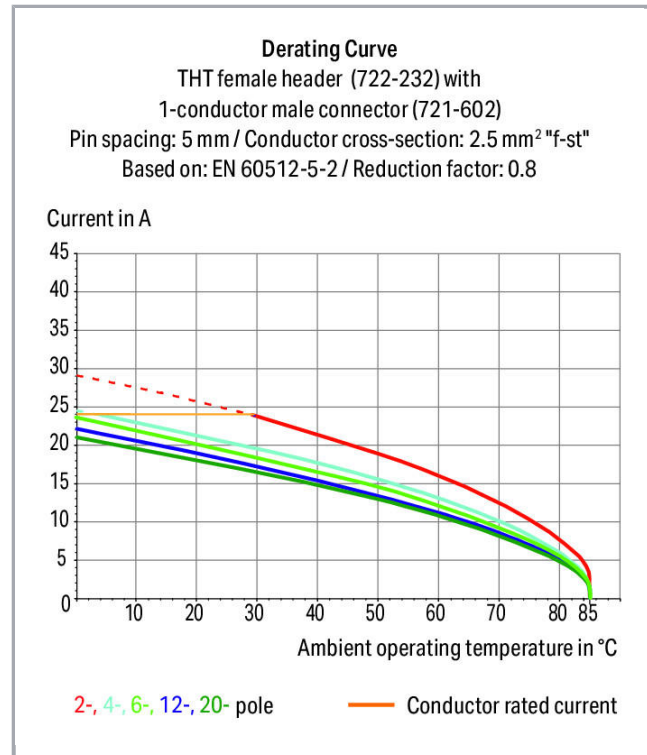
[www.wago.com/722-134](http://www.wago.com/722-134)



RoHS Compliant

[BOMcheck.net](https://www.bomcheck.net)

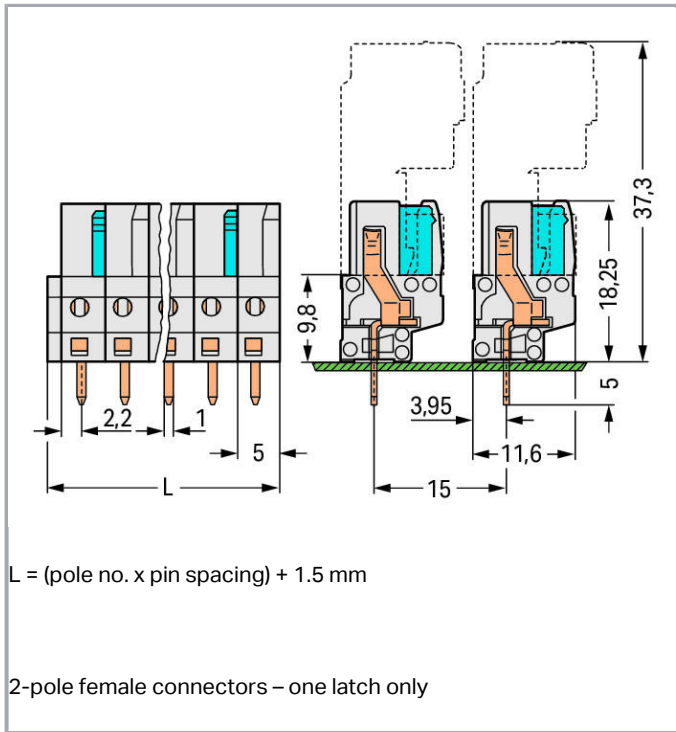
Color:



Subject to changes. Please also observe the further product documentation!

WAGO Kontakttechnik GmbH & Co. KG  
Hansastr. 27  
32423 Minden  
Phone: +49571 887-0 | Fax: +49571 887-169  
Email: [info.de@wago.com](mailto:info.de@wago.com) | Web: [www.wago.com](http://www.wago.com)

Do you have any questions about our products?  
We are always happy to take your call at +49 (571) 887-44222.



## Item description

- Horizontal or vertical PCB mounting via straight or angled solder pins
- For board-to-board and board-to-wire connections
- Touch-proof PCB outputs
- Easy-to-identify PCB inputs and outputs
- 100 % protected against mismatching
- With coding fingers

## Safety information 1:

The *MULTI CONNECTION SYSTEM (MCS)* is designed without breaking capacity for compliance with DIN EN 61984. When used as intended, MCS Connectors shall not be connected/disconnected when live or under load. The circuit design should ensure header pins, which can be touched, are not live when unmated.

## Data

### Electrical data

### Ratings per IEC/EN 60664-1

| Ratings per             | IEC/EN 60664-1 |
|-------------------------|----------------|
| Rated voltage (III / 3) | 320 V          |

Subject to changes. Please also observe the further product documentation!

WAGO Kontakttechnik GmbH & Co. KG  
 Hansastr. 27  
 32423 Minden  
 Phone: +49571 887-0 | Fax: +49571 887-169  
 Email: [info.de@wago.com](mailto:info.de@wago.com) | Web: [www.wago.com](http://www.wago.com)

Do you have any questions about our products?  
 We are always happy to take your call at +49 (571) 887-44222.



|                                 |   |
|---------------------------------|---|
| Rated impulse voltage (III / 3) | 4 kV  |
| Rated voltage (III / 2)         | 320 V   |
| Rated impulse voltage (III / 2) | 4 kV  |
| Rated voltage (II / 2)          | 630 V   |
| Rated impulse voltage (II / 2)  | 4 kV  |
| Rated current                   | 12 A  |
| Legend (ratings)                | (III / 2) ≙ Overvoltage category III / Pollution degree 2 |

### Approvals per UL 1059

|                                |         |
|--------------------------------|---------|
| Rated voltage UL (Use Group B) | 300 V   |
| Rated current UL (Use Group B) | 15 A    |
| Rated voltage UL (Use Group D) | 300 V   |
| Rated current UL (Use Group D) | 10 A    |
| Approvals per                  | UL 1059 |

### Approvals per UL 1977

|   |       |
|---|-------|
| Rated voltage per UL 1977 (factory wiring only) | 600 V |
| Rated current per UL 1977 (factory wiring only) | 15 A  |

### Approvals per CSA

|                                 |       |
|---------------------------------|-------|
| Rated voltage CSA (Use Group B) | 300 V |
| Rated current CSA (Use Group B) | 15 A  |
| Rated voltage CSA (Use Group D) | 300 V |
| Rated current CSA (Use Group D) | 10 A  |

### Connection data

|                            |   |
|----------------------------|---|
| No. of poles               | 4 |
| Total number of potentials | 4 |
| Number of connection types | 1 |
| Number of levels           | 1 |

### Geometrical Data

|                         |                       |
|-------------------------|-----------------------|
| Pin spacing             | 5 mm / 0.197 inch     |
| Width                   | 21.5 mm / 0.846 inch  |
| Height                  | 23.25 mm / 0.915 inch |
| Height from the surface | 18.25 mm / 0.719 inch |

Subject to changes. Please also observe the further product documentation!

WAGO Kontakttechnik GmbH & Co. KG  
 Hansastr. 27  
 32423 Minden  
 Phone: +49571 887-0 | Fax: +49571 887-169  
 Email: [info.de@wago.com](mailto:info.de@wago.com) | Web: [www.wago.com](http://www.wago.com)

Do you have any questions about our products?  
 We are always happy to take your call at +49 (571) 887-44222.



|                                   |                          |
|-----------------------------------|--------------------------|
| Depth                             | 11.6 mm / 0.457 inch     |
| Solder pin length                 | 5 mm                     |
| Solder pin dimensions             | 0.6 x 1 mm               |
| Drilled hole diameter (tolerance) | 1.3 <sup>(+0.1)</sup> mm |

### Plug connection

|                                    |                         |
|------------------------------------|-------------------------|
| Contact type (pluggable connector) | Female connector/socket |
| Connector connection type          | for PCBs                |
| Mismating protection               | Yes                     |
| Mating direction to the PCB        | 90°                     |

### PCB contact

|                                     |   |
|-------------------------------------|---|
| PCB contact                         | THT                                       |
| Solder pin arrangement              | over the entire female connector, in line |
| Number of solder pins per potential | 1   |

### Material Data

|                             |                      |
|-----------------------------|----------------------|
| Color                       | light gray           |
| Material group              | I                    |
| Insulating material         | Polyamide 66 (PA 66) |
| Flammability class per UL94 | V0                   |
| Contact material            | Copper alloy         |
| Contact plating             | tin-plated           |
| Fire load                   | 0.065 MJ             |
| Weight                      | 3.8 g                |

### Environmental Requirements

|                         |                |
|-------------------------|----------------|
| Limit temperature range | -60 ... +85 °C |
|-------------------------|----------------|

### Commercial data

|                    |                        |
|--------------------|------------------------|
| Product Group      | 3 (Multi Conn. System) |
| Packaging type     | BOX                    |
| Country of origin  | DE                     |
| GTIN               | 4044918580410          |
| Customs Tariff No. | 85366990990            |



Subject to changes. Please also observe the further product documentation!

WAGO Kontakttechnik GmbH & Co. KG  
 Hansastr. 27  
 32423 Minden  
 Phone: +49571 887-0 | Fax: +49571 887-169  
 Email: [info.de@wago.com](mailto:info.de@wago.com) | Web: [www.wago.com](http://www.wago.com)



Do you have any questions about our products?  
 We are always happy to take your call at +49 (571) 887-44222.

## Approvals / Certificates



### Country specific Approvals

| Logo   | Approval                                     | Additional Approval Text | Certificate name |
|--|--|--------------------------|------------------|
|  | <b>CB</b><br>DEKRA Certification B.V.        | IEC 61984                | NL-39756         |
|  | <b>CSA</b><br>DEKRA Certification B.V.       | C22.2                    | 1466354          |
|  | <b>KEMA/KEUR</b><br>DEKRA Certification B.V. | EN 61984                 | 2190761.01       |

### Ship Approvals

| Logo  | Approval                                  | Additional Approval Text | Certificate name         |
|---|---|--------------------------|--------------------------|
|    | <b>ABS</b><br>American Bureau of Shipping | -                        | 19-<br>HG1869876-<br>PDA |
|  | <b>LR</b><br>Lloyds Register              | IEC 61984                | 96/20035<br>(E5)         |

### UL-Approvals

| Logo   | Approval                                    | Additional Approval Text | Certificate name    |
|--|---|--------------------------|---------------------|
|  | <b>UL</b><br>Underwriters Laboratories Inc. | UL 1059                  | E45172-<br>19911118 |
|  | <b>UR</b><br>UL International Germany GmbH  | UL 1977                  | E45171              |

Subject to changes. Please also observe the further product documentation!

## Counterpart


**Item no.721-604**

1-conductor male connector; 100% protected against mismatching; 2.5 mm<sup>2</sup>; Pin spacing 5 mm; 4-pole; 2,50 mm<sup>2</sup>; light gray

[www.wago.com/721-604](http://www.wago.com/721-604)


**Item no.721-604/000-042**

1-conductor male connector; 100% protected against mismatching; Preceding ground contact; direct marking; 2.5 mm<sup>2</sup>; Pin spacing 5 mm; 4-pole; 2,50 mm<sup>2</sup>; light gray

[www.wago.com/721-604/000-042](http://www.wago.com/721-604/000-042)


**Item no.721-604/019-000**

1-conductor male connector; 100% protected against mismatching; clamping collar; 2.5 mm<sup>2</sup>; Pin spacing 5 mm; 4-pole; 2,50 mm<sup>2</sup>; light gray

[www.wago.com/721-604/019-000](http://www.wago.com/721-604/019-000)


**Item no.721-604/019-042**

1-conductor male connector; 100% protected against mismatching; Preceding ground contact; clamping collar; direct marking; 2.5 mm<sup>2</sup>; Pin spacing 5 mm; 4-pole; 2,50 mm<sup>2</sup>; light gray

[www.wago.com/721-604/019-042](http://www.wago.com/721-604/019-042)

## Compatible products

### Test Accessories

**Item no.: 210-136**

Test plug; 2 mm Ø; with 500 mm cable; red

[www.wago.com/210-136](http://www.wago.com/210-136)

**Item no.: 210-137**

Test plug; 2.3 mm Ø; with 500 mm cable; yellow

[www.wago.com/210-137](http://www.wago.com/210-137)

**Item no.: 231-661**

Test plugs for female connectors; for 5 mm and 5.08 mm pin spacing; 2,50 mm<sup>2</sup>; light gray

[www.wago.com/231-661](http://www.wago.com/231-661)

### Marking accessories


**Item no.: 210-833**

Marking strips; on reel; 6 mm wide; plain; Self-adhesive; white

[www.wago.com/210-833](http://www.wago.com/210-833)

**Item no.: 210-834**

Marking strips; on reel; 5 mm wide; plain; Self-adhesive; white

[www.wago.com/210-834](http://www.wago.com/210-834)

## Downloads

### Documentation

#### Additional Information

Technical explanations

Apr 3, 2019

pdf  
3.6 MB

Download

Subject to changes. Please also observe the further product documentation!

WAGO Kontakttechnik GmbH & Co. KG

Hansastr. 27

32423 Minden

Phone: +49571 887-0 | Fax: +49571 887-169

Email: [info.de@wago.com](mailto:info.de@wago.com) | Web: [www.wago.com](http://www.wago.com)

Do you have any questions about our products?

We are always happy to take your call at +49 (571) 887-44222.



## CAD/CAE-Data

### CAD data

|                      |                     |                          |
|----------------------|---------------------|--------------------------|
| 2D/3D Models 722-134 | <a href="#">URL</a> | <a href="#">Download</a> |
|----------------------|---------------------|--------------------------|

---

### CAE data

|                           |                     |                          |
|---------------------------|---------------------|--------------------------|
| EPLAN Data Portal 722-134 | <a href="#">URL</a> | <a href="#">Download</a> |
|---------------------------|---------------------|--------------------------|

---

### PCB Design

|                              |                     |                          |
|------------------------------|---------------------|--------------------------|
| Symbol and Footprint 722-134 | <a href="#">URL</a> | <a href="#">Download</a> |
|------------------------------|---------------------|--------------------------|

CAX data for your PCB design, consisting of "schematic symbols and PCB footprints", allow easy integration of the WAGO component into your development environment.

### Supported formats:

- Accel EDA 14 & 15
- Altium 6 to current version
- Cadence Allegro
- DesignSpark
- Eagle Libraries
- KiCad
- Mentor Graphics BoardStation
- Mentor Graphics Design Architect
- Mentor Graphics Design Expedition 99 and 2000
- OrCAD 9.X PCB and Capture
- PADS PowerPCB 3, 3.5, 4.X, and 5.X
- PADS PowerPCB and PowerLogic 3.0
- PCAD 2000, 2001, 2002, 2004, and 2006
- Pulsonix 8.5 or newer
- STL
- 3D STEP
- TARGET 3001!
- View Logic ViewDraw
- Quadcept
- Zuken CadStar 3 and 4
- Zuken CR-5000 and CR-8000

PCB Component Libraries (EDA), PCB CAD Library Ultra Librarian

---

Subject to changes. Please also observe the further product documentation!

WAGO Kontakttechnik GmbH & Co. KG  
Hansastr. 27  
32423 Minden  
Phone: +49571 887-0 | Fax: +49571 887-169  
Email: [info.de@wago.com](mailto:info.de@wago.com) | Web: [www.wago.com](http://www.wago.com)

Do you have any questions about our products?  
We are always happy to take your call at +49 (571) 887-44222.



## Installation Notes

## Product family

*MCS* MIDI

[Learn more about the product family.](#)

[Show all products from the family](#)

Subject to changes. Please also observe the further product documentation!