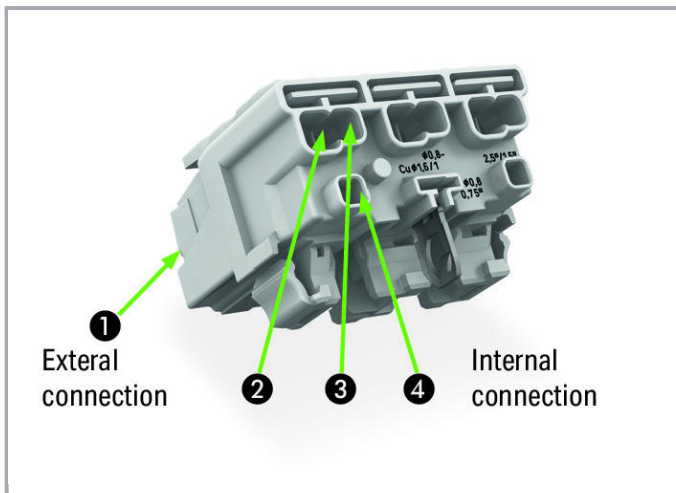
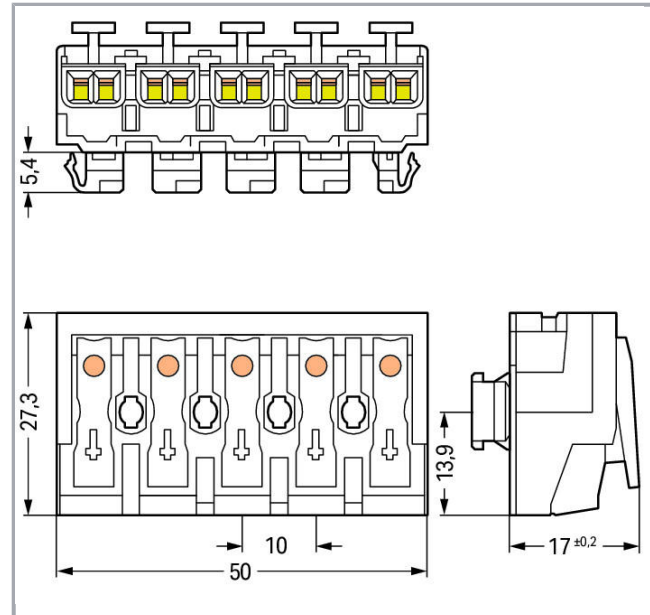
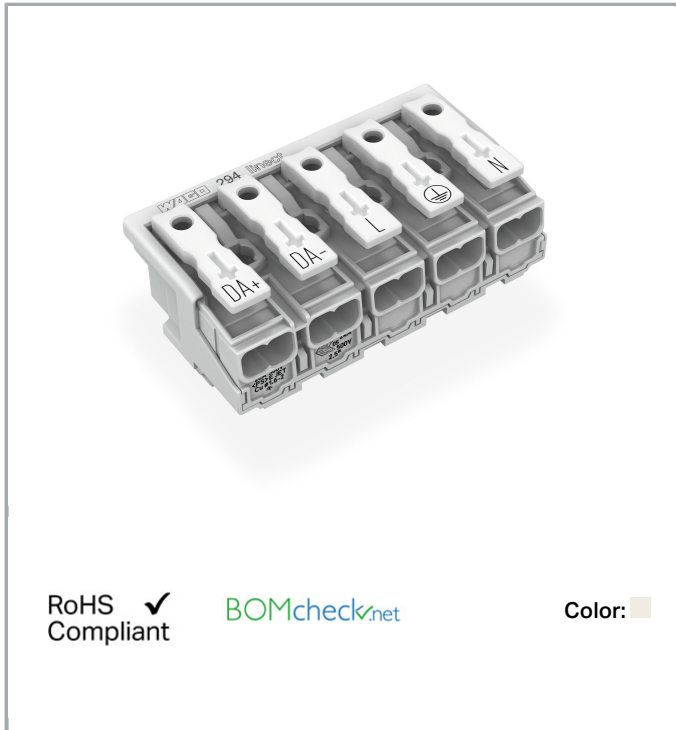


Data sheet | Item number: 294-8035

Lighting connector; push-button, external; for Linect®; without ground contact; DA+ DA- L PE N; 5-pole; Cod. I; Lighting side: for solid conductors; Inst. side: for all conductor types; max. 2.5 mm²; Surrounding air temperature: max 85°C (T85); 2,50 mm²; white

www.wago.com/294-8035



Item description

- External connection of solid, stranded and fine-stranded conductors

Subject to changes. Please also observe the further product documentation!

WAGO Kontakttechnik GmbH & Co. KG
Hansastr. 27
32423 Minden
Phone: +49571 887-0 | Fax: +49571 887-169
Email: info.de@wago.com | Web: www.wago.com

Do you have any questions about our products?
We are always happy to take your call at +49 (571) 887-44222.



- Universal conductor termination (AWG, metric)
- Third contact located at the bottom of internal connector end
- - Strain relief plate can be retrofitted

Data

Electrical data

Ratings per IEC/EN 60664-1

Ratings per	IEC/EN 60998-1
Ratings note	Connection points
Rated voltage (II / 2)	500 V
Rated impulse voltage (II / 2)	4 kV
Rated current	24 A
Ratings according to 2	IEC/EN 60998-2-2
Ratings note 2	Connection points
Rated voltage (II / 2) 2	500 V
Rated impulse voltage (II / 2) 2	4 kV
Rated current (2)	24 A
Ratings according to 3	IEC/EN 61984
Ratings Note 3	Linect [®] plug-in connection
Rated voltage (II / 2) 3	500 V
Rated impulse voltage (II / 2) 3	4 kV
Rated current (3)	16 A
Legend (ratings)	(III / 2) $\hat{=}$ Overvoltage category III / Pollution degree 2

Approvals per UL 1059

Approvals per	UL 1059
---------------	---------

Connection data

Connection type (1)	External 1
Connection technology	Push-in CAGE CLAMP [®]
Number of connection points (connection type)	2
Actuation type	Push-button
Actuation type 2	Push-in
Solid conductor	0,5 ... 2,5 mm ² / 18 ... 12 AWG
Solid conductor, push-in termination	0,5 ... 2,5 mm ² / 18 ... 12 AWG

Subject to changes. Please also observe the further product documentation!



Stranded conductor	0,5 ... 2,5 mm ² / 18 ... 14 AWG
Fine-stranded conductor	0,5 ... 2,5 mm ² / 18 ... 14 AWG
Fine-stranded conductor with ferrule with plastic collar	0,5 ... 1,5 mm ² / 18 ... 16 AWG
Fine-stranded conductor with ferrule without plastic collar	0,5 ... 1,5 mm ² / 18 ... 16 AWG
Fine-stranded conductor with ferrule, push-in termination, from	0,5 mm ² / 18 AWG
Strip length	8 ... 9 mm / 0.31 ... 0.35 inch
No. of poles	5
Connection type (2)	Internal 2
Connection technology 2	PUSH WIRE®
Number of connection points	1
Solid conductor (2)	0,5 ... 2,5 mm ² / 18 ... 14 AWG
Fine-stranded conductor with insulated ferrule (2)	0,5 ... 1 mm ² / 18 ... 14 AWG
Fine-stranded conductor with uninsulated ferrule (2)	0,5 ... 1,5 mm ² / 18 ... 16 AWG
Strip length (2)	8 ... 9 mm / 0.31 ... 0.35 inch
Connection type (3)	Internal 3
Connection technology 3	PUSH WIRE®
Number of connection points	1
Actuation type 3	Push-in
Solid conductor (3)	0,5 ... 1,5 mm ² / 18 ... 16 AWG
Fine-stranded conductor with insulated ferrule (3)	0,5 ... 0,75 mm ² / 18 AWG 0,5 ... 0,75mm ² / 18 AWG
Fine-stranded conductor with uninsulated ferrule (3)	0,5 ... 1 mm ² / 18 ... 14 AWG
Strip length (3)	8 ... 9 mm / 0.31 ... 0.35 inch
Connection type (4)	Internal 4
Connection technology 4	PUSH WIRE®
Number of connection points	1
Actuation type 4	Push-in
Solid conductor (4)	0,5 ... 0,75 mm ² / 18 AWG
Strip length (4)	8 ... 9 mm / 0.31 ... 0.35 inch
Total number of potentials	5
Number of connection types	4

Geometrical Data

Pin spacing	10 mm / 0.394 inch
Width	50 mm / 1.969 inch
Height	22,4 mm / 0.882 inch
Height from the surface	17 mm / 0.669 inch
Depth	27,3 mm / 1.075 inch

Subject to changes. Please also observe the further product documentation!

WAGO Kontakttechnik GmbH & Co. KG
 Hansastr. 27
 32423 Minden
 Phone: +49571 887-0 | Fax: +49571 887-169
 Email: info.de@wago.com | Web: www.wago.com

Do you have any questions about our products?
 We are always happy to take your call at +49 (571) 887-44222.

Mechanical data

Technologie	Linect
Marking	DA+ DA- L N

Material Data

Color	white
Material group	III a
Insulating material	Polycarbonate (PC)
Flammability class per UL94	V0
Clamping spring material	Chrome nickel spring steel (CrNi)
Contact material	Electrolytic copper (E _{Cu})
Contact plating	tin-plated
Fire load	0.332 MJ
Weight	16.2 g

Environmental Requirements


Temperature stability	120 °C
T-Kennzeichnung	T85

Commercial data

Product Group	8 (Misc. Chassis Mount Blocks)
Packaging type	lamination
Country of origin	CH
GTIN	4050821098799
Customs Tariff No.	85369010000

Approvals / Certificates

Country specific Approvals

Logo	Approval	Additional Approval Text	Certificate name
	ENEC 05 DEKRA Certification B.V.	EN 60998	2128791.01
	VDE VDE Prüf- und Zertifizierungsinstitut	EN 61535	40029808

Subject to changes. Please also observe the further product documentation!



Counterpart



Item no.770-7105

Linect® T-connector; 5-pole; Cod. I; 1 input; 2 outputs; blue

www.wago.com/770-7105

Downloads

Documentation

Additional Information

Technical explanations	Apr 3, 2019	pdf 3.6 MB	Download
------------------------	-------------	---------------	----------

CAD/CAE-Data

CAD data

2D/3D Models 294-8035	URL	Download
-----------------------	-----	----------

CAE data

WSCAD Universe 294-8035	URL	Download
-------------------------	-----	----------

Installation Notes

Subject to changes. Please also observe the further product documentation!

WAGO Kontakttechnik GmbH & Co. KG
Hansastr. 27
32423 Minden
Phone: +49571 887-0 | Fax: +49571 887-169
Email: info.de@wago.com | Web: www.wago.com

Do you have any questions about our products?
We are always happy to take your call at +49 (571) 887-44222.