


Data sheet | Item number: 289-965

Interface module; 2xRJ-45; PCB terminal blocks, double-row; in mounting carrier

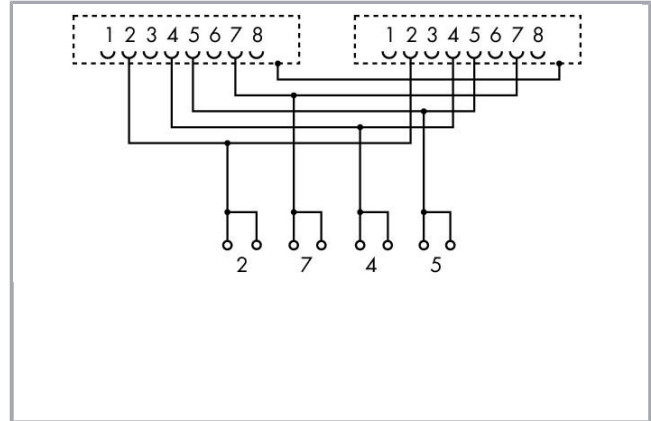
www.wago.com/289-965



Similar to picture

RoHS
Compliant

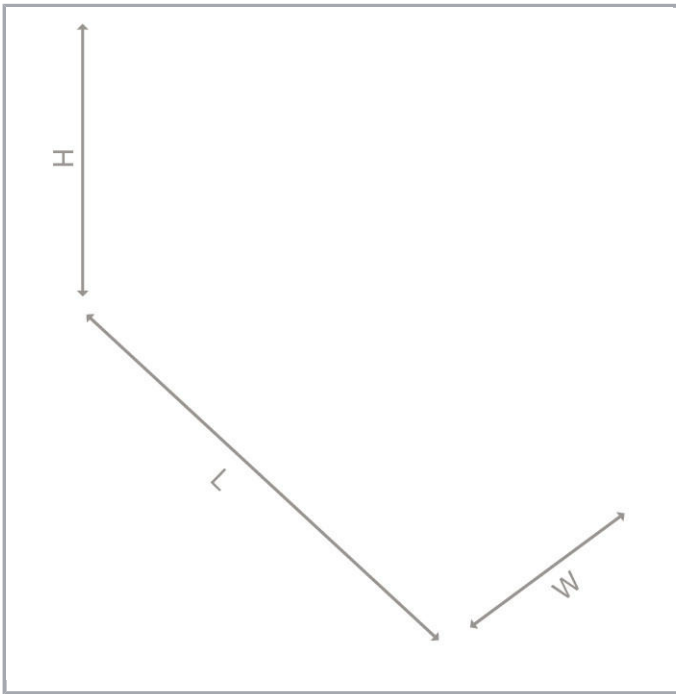
BOMcheck.net



Subject to changes. Please also observe the further product documentation!

WAGO Kontakttechnik GmbH & Co. KG
Hansastr. 27
32423 Minden
Phone: +49571 887-0 | Fax: +49571 887-169
Email: info.de@wago.com | Web: www.wago.com

Do you have any questions about our products?
We are always happy to take your call at +49 (571) 887-44222.



Item description

Short description:

Compatible on the field side with the 789-620, 789-621 and 789-622 Current Sensors

Required terminal assignment:

2: + Supply

7: - Supply

4: D+

5: D-

Data

Electrical Data

Nominal current	1.5 A
Insulation resistance	$\geq 500 \text{ M}\Omega$

Safety and protection:

Dielectric strength contact-contact (AC, 1 min)	0.5
---	-----

Subject to changes. Please also observe the further product documentation!

WAGO Kontakttechnik GmbH & Co. KG
Hansastr. 27
32423 Minden
Phone: +49571 887-0 | Fax: +49571 887-169
Email: info.de@wago.com | Web: www.wago.com

Do you have any questions about our products?
We are always happy to take your call at +49 (571) 887-44222.



Connection data

Connection type (1)	System
No. of poles	8
Pluggable connector	2 x RJ-45 (shielded)
Connection type (2)	Clamping units 2, 7
No. of poles 2	8
Design 2	PCB terminal blocks
Connection technology 2	CAGE CLAMP®
WAGO terminal 2	WAGO 236 Series
Solid conductor (2)	0,08 ... 2,5 mm² / 28 ... 12 AWG
Fine-stranded conductor (2)	0,08 ... 2,5 mm² / 28 ... 12 AWG
Strip length (2)	5 ... 6 mm / 0.2 ... 0.24 inch
Connection type (3)	Clamping units 4, 5
No. of poles 3	4
Design 3	PCB terminal blocks
Connection technology 3	CAGE CLAMP®
WAGO terminal 3	WAGO 745 Series
Solid conductor (3)	0,2 ... 6 mm² / 24 ... 10 AWG
Fine-stranded conductor (3)	0,2 ... 6 mm² / 24 ... 10 AWG
Strip length (3)	11 ... 12 mm / 0.43 ... 0.47 inch
Note (conductor cross-section)	12 AWG: THHN, THWN
Mating cycles	500
Connecting cable	RJ-45 cable assembly (recommended: UTP)

Geometrical Data

Width	58 mm / 2.283 inch
Height from upper-edge of DIN-35 rail	40 mm / 1.575 inch
Depth	85 mm / 3.346 inch

Mechanical data

Type of mounting	DIN-35 rail
Housing design	Mounting carrier

Material Data

Fire load	1.15 MJ
Weight	70 g

Subject to changes. Please also observe the further product documentation!



Environmental Requirements

Surrounding air (operating) temperature	-20 ... 85 °C
---	---------------

Commercial data

Product Group	6 (Interface Electronics)
Packaging type	BOX
Country of origin	DE
GTIN	4045454830038
Customs Tariff No.	85369010000

Counterpart

Downloads

Documentation

Instruction Leaflet

pdf
1.3 MB

Download

Additional Information

Disposal; Electrical and electronic equipment, Packaging	V 1.0.0	pdf 265.8 kB	Download
--	---------	-----------------	----------

CAD/CAE-Data

CAD data

2D/3D Models 289-965	URL	Download
----------------------	-----	----------

CAE data

WSCAD Universe 289-965	URL	Download
------------------------	-----	----------

Installation Notes

Subject to changes. Please also observe the further product documentation!

WAGO Kontakttechnik GmbH & Co. KG
Hansastr. 27
32423 Minden
Phone: +49571 887-0 | Fax: +49571 887-169
Email: info.de@wago.com | Web: www.wago.com

Do you have any questions about our products?
We are always happy to take your call at +49 (571) 887-44222.