

Data sheet | Item number: 289-710

Interface module; HD-Sub-D; Male connector; 62-pole; Triple-deck PCB terminal blocks; 2,50 mm²

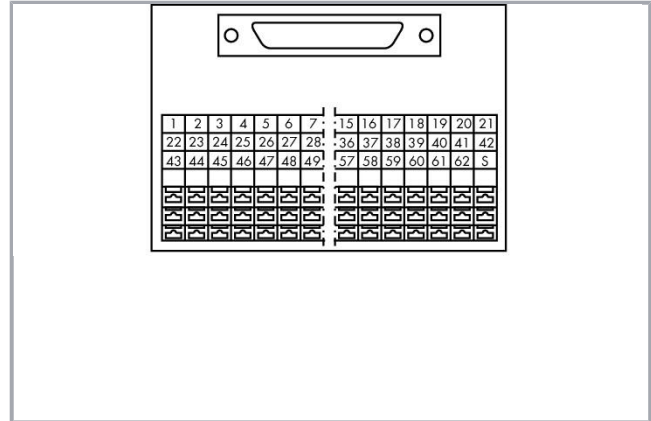


www.wago.com/289-710



Similar to picture

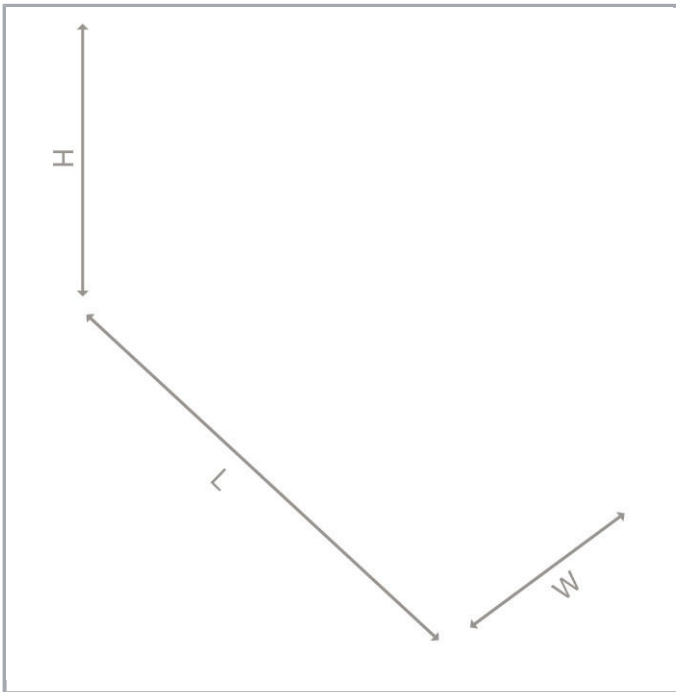
BOMcheck.net



Subject to changes. Please also observe the further product documentation!

WAGO Kontakttechnik GmbH & Co. KG
Hansastr. 27
32423 Minden
Phone: +49571 887-0 | Fax: +49571 887-169
Email: info.de@wago.com | Web: www.wago.com

Do you have any questions about our products?
We are always happy to take your call at +49 (571) 887-44222.



Data

Electrical Data

Operating voltage	\leq AC 100 V; \leq DC 125 V
Nominal current	1 A
Contact resistance (max.)	15 m Ω
Specialty functions	With shield connection

Safety and protection:

Rated voltage	100 V
Rated impulse voltage	0.8 kV
Pollution degree	2
Protection class	IP20

Connection data

Connection type (1)	System
No. of poles	62
Pluggable connector	HD-subminiature; male connector
Mating direction	Vertical
Pull relief	Stud bolts UNC 4-40
Connection type (2)	Field

Subject to changes. Please also observe the further product documentation!



No. of poles 2	64
Design 2	PCB terminal blocks, 3-deck
Connection technology 2	CAGE CLAMP®
WAGO terminal 2	WAGO 737 Series
Solid conductor (2)	0.08 ... 2.5 mm ² / 28 ... 12 AWG
Fine-stranded conductor (2)	0.08 ... 2.5 mm ² / 28 ... 12 AWG
Strip length (2)	5 ... 6 mm / 0.2 ... 0.24 inch
Note (conductor cross-section)	12 AWG: THHN, THWN
Performance level	3 / 50 mating cycles
Strain relief	Gewindebolzen UNC 4-40

Geometrical Data

Width	62 mm / 2.441 inch
Height from upper-edge of DIN-35 rail	62 mm / 2.441 inch
Depth	85 mm / 3.346 inch

Mechanical data

Type of mounting	DIN-35 rail
Housing design	Mounting carrier

Material Data

Contact material (pluggable connector)	Au over Ni
Fire load	1.184 MJ
Weight	170.8 g

Environmental Requirements

Surrounding air (operating) temperature	-20 ... 55 °C
Surrounding air (storage) temperature	-40 ... 70 °C
Relative humidity	≤ 85% (non condensing)

Standards and specifications

Standards/specifications	VDE 0660, EN 60947
--------------------------	--------------------

Commercial data

Product Group	6 (Interface Electronics)
---------------	---------------------------


Subject to changes. Please also observe the further product documentation!

Packaging type	BOX
Country of origin	DE
GTIN	4017332817202
Customs Tariff No.	85369010000


Counterpart

Compatible products

Marking accessories

	Item no.: 709-177 Marking strips; on reel; 7.5 mm wide; not stretchable; plain; snap-on type; translucent	www.wago.com/709-177
	Item no.: 709-178 Marking strips; on reel; 7.5 mm wide; not stretchable; plain; snap-on type; white	www.wago.com/709-178
	Item no.: 709-196 Marking strips; for laser printer; translucent	www.wago.com/709-196
	Item no.: 709-198 Marking strips; white	www.wago.com/709-198

tools

	Item no.: 210-720 Operating tool; Blade: 3.5 x 0.5 mm; with a partially insulated shaft	www.wago.com/210-720
--	---	--

Downloads

Documentation

Instruction Leaflet

pdf
1.3 MB

[Download](#)

Additional Information

Disposal; Electrical and electronic equipment, Packaging

V 1.0.0

pdf
265.8 kB

[Download](#)

CAD/CAE-Data

CAE data

EPLAN Data Portal 289-710


URL

[Download](#)


Subject to changes. Please also observe the further product documentation!

Installation Notes

Inserting a conductor




Connection of conductor – Operating tool actuation parallel to conductor entry.




Connection of conductor – Operating tool actuation perpendicular to conductor entry.

Assembly



Assembly of a module on the carrier rail



Removing a module from the DIN-rail.

Subject to changes. Please also observe the further product documentation!