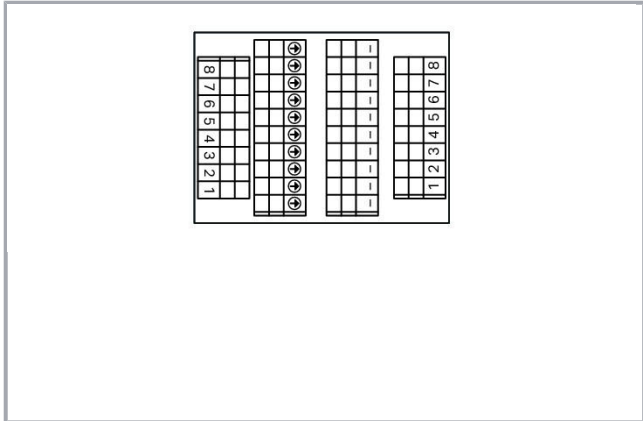



Data sheet | Item number: 289-671

Sensor/actuator module; 8 channels digital output; 2-wire connection; with functional ground; in mounting carrier; 2,50 mm²

www.wago.com/289-671



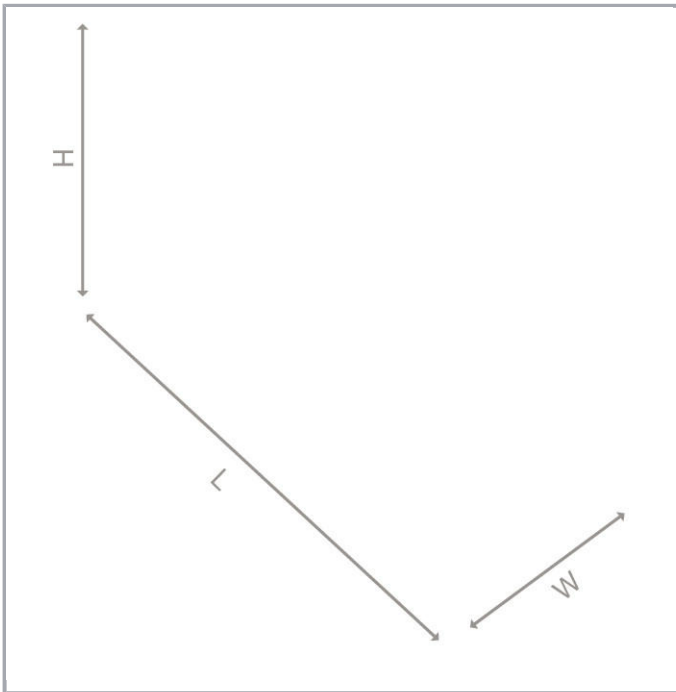
RoHS 
Compliant

BOMcheck.net

Subject to changes. Please also observe the further product documentation!

WAGO Kontakttechnik GmbH & Co. KG
Hansastr. 27
32423 Minden
Phone: +49571 887-0 | Fax: +49571 887-169
Email: info.de@wago.com | Web: www.wago.com

Do you have any questions about our products?
We are always happy to take your call at +49 (571) 887-44222.



Data

Electrical Data

In-/Outputs	8-channel digital output
Circuit type	2-conductor termination
Operating voltage	≤ AC 100 V; ≤ DC 125 V
Max. current per connection	1 A
Total current	8 A
Specialty functions	With functional ground,

Safety and protection:

Rated voltage	100 V
Rated impulse voltage	1.5 kV
Pollution degree	2

Connection data

Connection technology	CAGE CLAMP®
WAGO terminal	WAGO 236 Series
Solid conductor	0.08 ... 2.5 mm ² / 28 ... 12 AWG
Fine-stranded conductor	0.08 ... 2.5 mm ² / 28 ... 12 AWG

Subject to changes. Please also observe the further product documentation!

Strip length	5 ... 6 mm / 0.2 ... 0.24 inch
Note (conductor cross-section)	12 AWG: THHN, THWN

Geometrical Data

Width	56 mm / 2.205 inch
Height from upper-edge of DIN-35 rail	34 mm / 1.339 inch
Depth	85 mm / 3.346 inch

Mechanical data

Type of mounting	DIN-35 rail
Housing design	Mounting carrier

Material Data

Fire load	1.248 MJ
Weight	70.8 g

Environmental Requirements

Surrounding air (operating) temperature	-20 ... 50 °C
Surrounding air (storage) temperature	-40 ... 70 °C
Relative humidity	≤ 85% (non condensing)

Commercial data

Product Group	6 (Interface Electronics)
Packaging type	BOX
Country of origin	DE
GTIN	4045454193348
Customs Tariff No.	85369010000

Counterpart

Compatible products

tools




Item no.: 210-720

Operating tool; Blade: 3.5 x 0.5 mm; with a partially insulated shaft

www.wago.com/210-720

Subject to changes. Please also observe the further product documentation!

Marking accessories

	Item no.: 709-177 Marking strips; on reel; 7.5 mm wide; not stretchable; plain; snap-on type; translucent	www.wago.com/709-177
	Item no.: 709-178 Marking strips; on reel; 7.5 mm wide; not stretchable; plain; snap-on type; white	www.wago.com/709-178
	Item no.: 709-196 Marking strips; for laser printer; translucent	www.wago.com/709-196
	Item no.: 709-198 Marking strips; white	www.wago.com/709-198

Downloads

Documentation

Instruction Leaflet

pdf
1.3 MB
Download

Additional Information

Disposal; Electrical and electronic equipment, Packaging V 1.0.0 pdf
265.8 kB
Download

CAD/CAE-Data


CAE data

EPLAN Data Portal 289-671 URL
Download
WSCAD Universe 289-671 URL
Download


Installation Notes

Inserting a conductor

Subject to changes. Please also observe the further product documentation!




Connection of conductor – Operating tool actuation parallel to conductor entry.




Connection of conductor – Operating tool actuation perpendicular to conductor entry.

Assembly



Assembly of a module on the carrier rail



Removing a module from the DIN-rail.

Subject to changes. Please also observe the further product documentation!