

Data sheet | Item number: 289-550

Interface module; with solder pin; Female connector; 9-pole; for mating connectors with IDC; Vertical mounting; PCB terminal blocks, double-row; in mounting carrier; 2,50 mm²



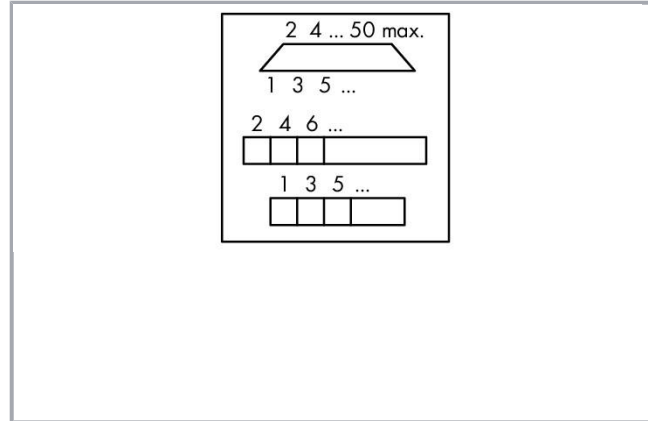
www.wago.com/289-550



Similar to picture

RoHS 
Compliant

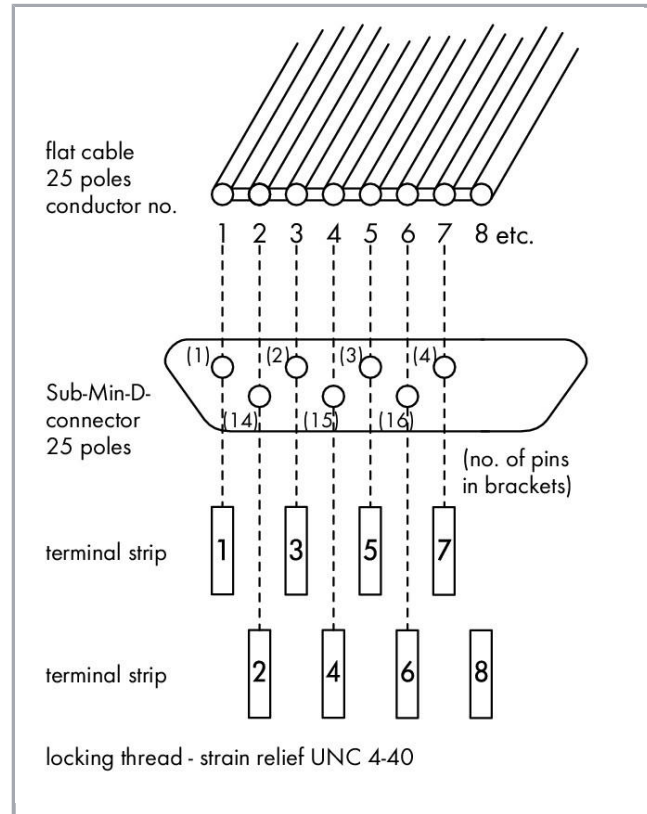
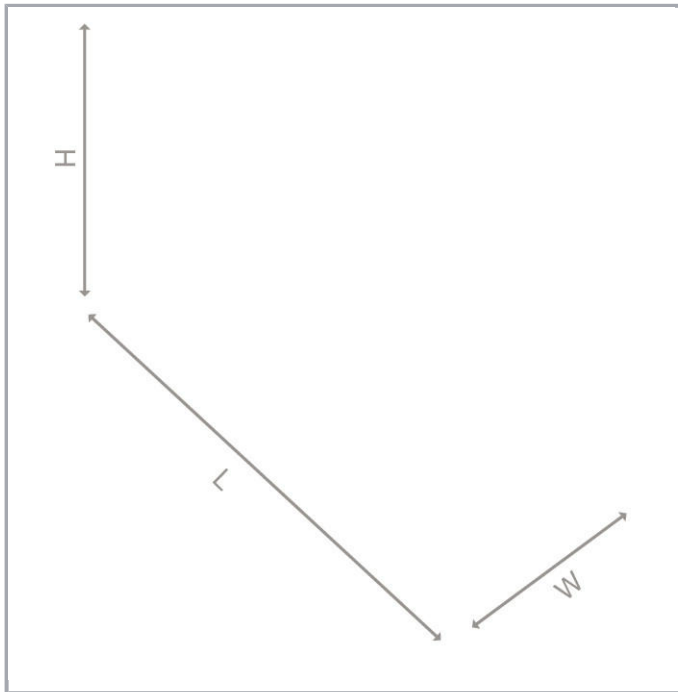
[BOMcheck.net](https://www.bomcheck.net)



Subject to changes. Please also observe the further product documentation!

WAGO Kontakttechnik GmbH & Co. KG
Hansastr. 27
32423 Minden
Phone: +49571 887-0 | Fax: +49571 887-169
Email: info.de@wago.com | Web: www.wago.com

Do you have any questions about our products?
We are always happy to take your call at +49 (571) 887-44222.



Data

Electrical Data

Operating voltage	≤ AC 100 V; ≤ DC 125 V
Nominal current	2 A
Contact resistance (max.)	30 mΩ

Safety and protection:

Rated voltage	100 V
Rated impulse voltage	0.8 kV
Pollution degree	2
Protection class	IP20

Connection data

Connection type (1)	System
No. of poles	9
Pluggable connector	D-sub female connector
For mating connectors	With IDC

Subject to changes. Please also observe the further product documentation!

WAGO Kontakttechnik GmbH & Co. KG
 Hansastr. 27
 32423 Minden
 Phone: +49571 887-0 | Fax: +49571 887-169
 Email: info.de@wago.com | Web: www.wago.com

Do you have any questions about our products?
 We are always happy to take your call at +49 (571) 887-44222.



Mating direction	Vertical
Pull relief	Stud bolts UNC 4-40
Connection type (2)	Field
No. of poles 2	9
Design 2	PCB terminal blocks (double-row)
Connection technology 2	CAGE CLAMP®
WAGO terminal 2	WAGO 236 Series
Solid conductor (2)	0,08 ... 2,5 mm ² / 28 ... 12 AWG
Fine-stranded conductor (2)	0,08 ... 2,5 mm ² / 28 ... 12 AWG
Strip length (2)	5 ... 6 mm / 0.2 ... 0.24 inch
Note (conductor cross-section)	12 AWG: THHN, THWN
Performance level	2 / 200 mating cycles
Strain relief	UNC 4-40 stud bolt

Geometrical Data

Width	38 mm / 1.496 inch
Height from upper-edge of DIN-35 rail	34 mm / 1.339 inch
Depth	85 mm / 3.346 inch

Mechanical data

Type of mounting	DIN-35 rail
Housing design	Mounting carrier

Material Data

Contact material (pluggable connector)	Au over Ni
Weight	47 g

Environmental Requirements

Surrounding air (operating) temperature	-20 ... 50 °C
Surrounding air (storage) temperature	-40 ... 70 °C
Relative humidity	≤ 85% (non-condensing)

Standards and specifications

Standards/specifications	UL 840
--------------------------	--------


Subject to changes. Please also observe the further product documentation!

Commercial data

Product Group	6 (Interface Electronics)
Packaging type	BOX
Country of origin	DE
GTIN	4045454371173
Customs Tariff No.	85369010000

Approvals / Certificates


UL-Approvals

Logo	Approval	Additional Approval Text	Certificate name
	UL Underwriters Laboratories Inc. (ORDINARY LOCATIONS)	UL 508	E175199 Vol.2 Sec. 1


Counterpart

Compatible products

tools

	Item no.: 210-720 Operating tool; Blade: 3.5 x 0.5 mm; with a partially insulated shaft	www.wago.com/210-720
--	---	--

Marking accessories

	Item no.: 709-177 Marking strips; on reel; 7.5 mm wide; not stretchable; plain; snap-on type; translucent	www.wago.com/709-177
	Item no.: 709-178 Marking strips; on reel; 7.5 mm wide; not stretchable; plain; snap-on type; white	www.wago.com/709-178
	Item no.: 709-196 Marking strips; for laser printer; translucent	www.wago.com/709-196
	Item no.: 709-198 Marking strips; white	www.wago.com/709-198

Subject to changes. Please also observe the further product documentation!

Downloads

Documentation

Instruction Leaflet

pdf
1.3 MB
[Download](#)

Additional Information

Disposal; Electrical and electronic equipment, Packaging V 1.0.0 pdf 265.8 kB [Download](#)

CAD/CAE-Data

CAD data

2D/3D Models 289-550 URL [Download](#)


CAE data

EPLAN Data Portal 289-550 URL [Download](#)


WSCAD Universe 289-550 URL [Download](#)

Installation Notes

Inserting a conductor




Connection of conductor – Operating tool actuation parallel to conductor entry.




Connection of conductor – Operating tool actuation perpendicular to conductor entry.

Assembly

Subject to changes. Please also observe the further product documentation!



Assembly of a module on the carrier rail



Removing a module from the DIN-rail.

Subject to changes. Please also observe the further product documentation!