


**Data sheet | Item number: 289-504**

Interface module; Pluggable connector per DIN 41651; 20-pole; PCB terminal blocks, double-row; in mounting carrier; 2,50 mm<sup>2</sup>



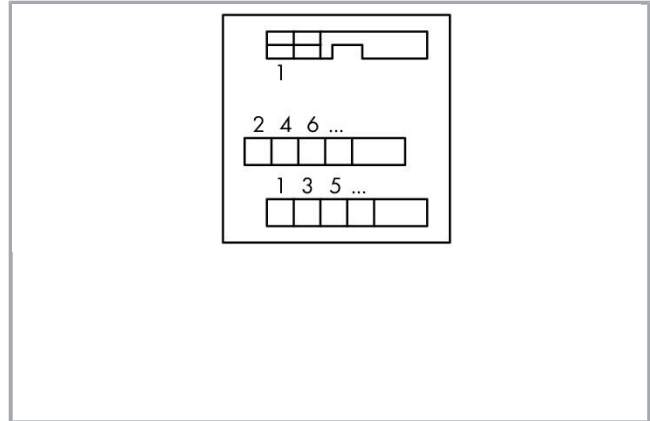
[www.wago.com/289-504](http://www.wago.com/289-504)



Similar to picture

RoHS   
Compliant

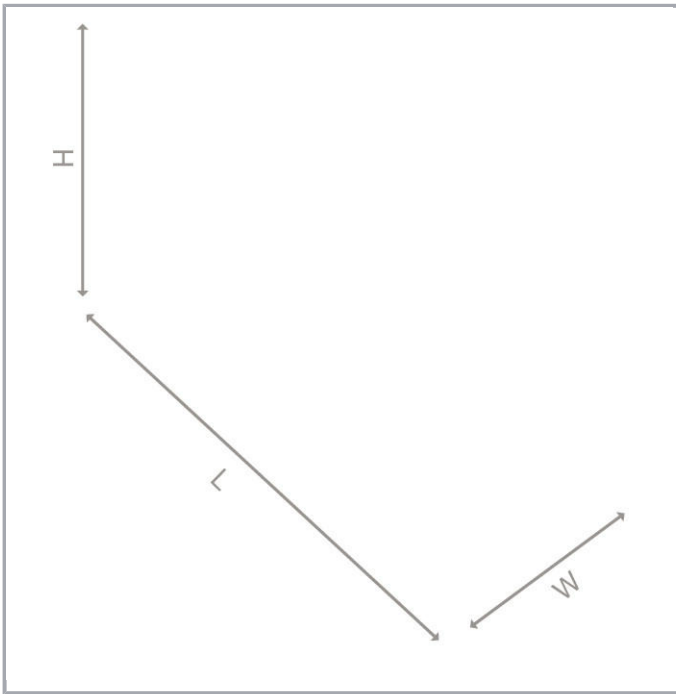
[BOMcheck.net](http://BOMcheck.net)



Subject to changes. Please also observe the further product documentation!

WAGO Kontakttechnik GmbH & Co. KG  
Hansastr. 27  
32423 Minden  
Phone: +49571 887-0 | Fax: +49571 887-169  
Email: [info.de@wago.com](mailto:info.de@wago.com) | Web: [www.wago.com](http://www.wago.com)

Do you have any questions about our products?  
We are always happy to take your call at +49 (571) 887-44222.



## Data

### Electrical Data

Operating voltage	$\leq$ AC 100 V; $\leq$ DC 125 V
Nominal current	1 A

### Safety and protection:

Rated voltage	100 V
Rated impulse voltage	0.8 kV
Pollution degree	2
Protection class	IP20

### Connection data

Connection type (1)	System
No. of poles	20
Pluggable connector	Pluggable connector per DIN 41651; male connector
Mating direction	Vertical
Connection type (2)	Field
No. of poles 2	20
Design 2	PCB terminal blocks, 2-row
Connection technology 2	

Subject to changes. Please also observe the further product documentation!



CAGE CLAMP®	
WAGO terminal 2	WAGO 236 Series
Solid conductor (2)	0.08 ... 2.5 mm <sup>2</sup> / 28 ... 12 AWG
Fine-stranded conductor (2)	0.08 ... 2.5 mm <sup>2</sup> / 28 ... 12 AWG
Strip length (2)	5 ... 6 mm / 0.2 ... 0.24 inch
Note (conductor cross-section)	12 AWG: THHN, THWN
Performance level	3 / 50 mating cycles

### Geometrical Data

Width	53.5 mm / 2.106 inch
Height from upper-edge of DIN-35 rail	36 mm / 1.417 inch
Depth	85 mm / 3.346 inch

### Mechanical data

Type of mounting	DIN-35 rail
Housing design	Mounting carrier

### Material Data

Contact material (pluggable connector)	Au over Ni
Fire load	0.759 MJ
Weight	61.9 g

### Environmental Requirements

Surrounding air (operating) temperature	-20 ... 55 °C
Surrounding air (storage) temperature	-40 ... 70 °C
Relative humidity	≤ 85% (non condensing)

### Commercial data

Product Group	6 (Interface Electronics)
Packaging type	BOX
Country of origin	DE
GTIN	4045454783129
Customs Tariff No.	85369010000

### Counterpart

Subject to changes. Please also observe the further product documentation!

WAGO Kontakttechnik GmbH & Co. KG  
 Hansastr. 27  
 32423 Minden  
 Phone: +49571 887-0 | Fax: +49571 887-169  
 Email: [info.de@wago.com](mailto:info.de@wago.com) | Web: [www.wago.com](http://www.wago.com)

Do you have any questions about our products?  
 We are always happy to take your call at +49 (571) 887-44222.

## Compatible products

### tools



**Item no.: 210-720**

Operating tool; Blade: 3.5 x 0.5 mm; with a partially insulated shaft

[www.wago.com/210-720](http://www.wago.com/210-720)

### Marking accessories

**Item no.: 709-177**

Marking strips; on reel; 7.5 mm wide; not stretchable; plain; snap-on type; translucent

[www.wago.com/709-177](http://www.wago.com/709-177)

**Item no.: 709-178**

Marking strips; on reel; 7.5 mm wide; not stretchable; plain; snap-on type; white

[www.wago.com/709-178](http://www.wago.com/709-178)

**Item no.: 709-196**

Marking strips; for laser printer; translucent

[www.wago.com/709-196](http://www.wago.com/709-196)



**Item no.: 709-198**

Marking strips; white

[www.wago.com/709-198](http://www.wago.com/709-198)

## Downloads

### Documentation

#### Instruction Leaflet

pdf  
1.3 MB

[Download](#)

#### Additional Information

Disposal; Electrical and electronic equipment, Packaging

V 1.0.0

pdf  
265.8 kB

[Download](#)

## CAD/CAE-Data

### CAD data

2D/3D Models 289-504

URL

[Download](#)

### CAE data

EPLAN Data Portal 289-504

URL

[Download](#)

WSCAD Universe 289-504

URL

[Download](#)

Subject to changes. Please also observe the further product documentation!

WAGO Kontakttechnik GmbH & Co. KG

Hansastr. 27

32423 Minden

Phone: +49571 887-0 | Fax: +49571 887-169


Email: [info.de@wago.com](mailto:info.de@wago.com) | Web: [www.wago.com](http://www.wago.com)

Do you have any questions about our products?


We are always happy to take your call at +49 (571) 887-44222.

## Installation Notes

### Inserting a conductor




Connection of conductor – Operating tool actuation parallel to conductor entry.




Connection of conductor – Operating tool actuation perpendicular to conductor entry.

### Assembly



Assembly of a module on the carrier rail



Removing a module from the DIN-rail.

Subject to changes. Please also observe the further product documentation!