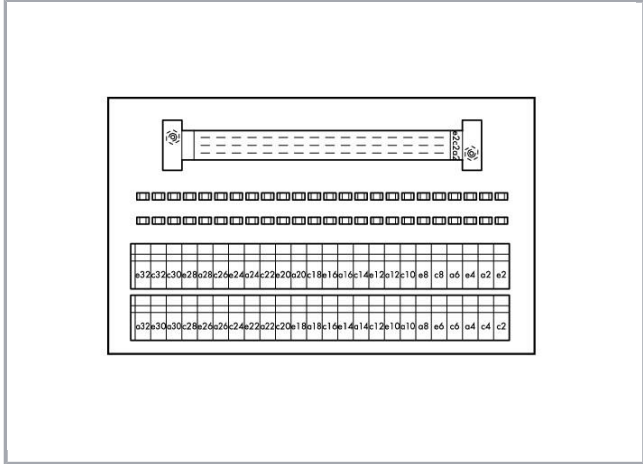



Data sheet | Item number: 289-434

Interface module; Pluggable connector per DIN 41612; 48-pole; ERNI mating connector; PCB terminal blocks, double-row; in mounting carrier; Type E; 2,50 mm²



www.wago.com/289-434

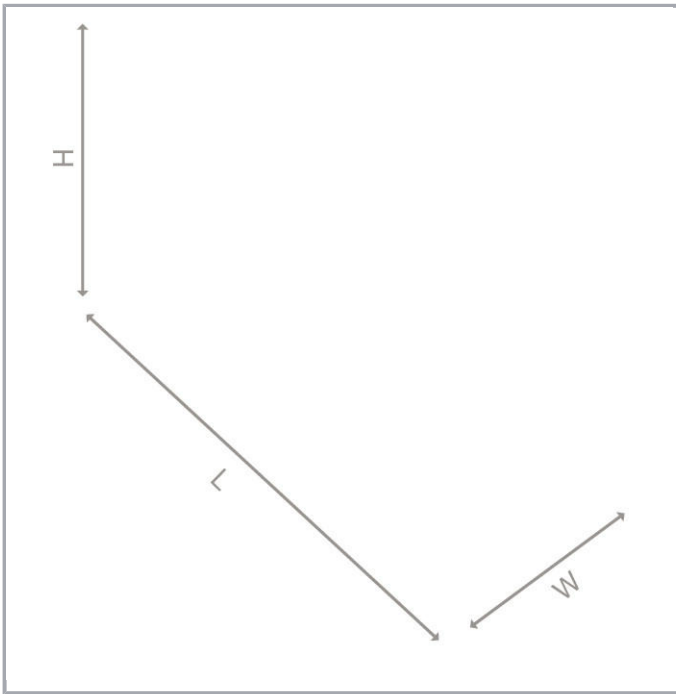


BOMcheck.net

Subject to changes. Please also observe the further product documentation!

WAGO Kontakttechnik GmbH & Co. KG
Hansastr. 27
32423 Minden
Phone: +49571 887-0 | Fax: +49571 887-169
Email: info.de@wago.com | Web: www.wago.com

Do you have any questions about our products?
We are always happy to take your call at +49 (571) 887-44222.



Data

Electrical Data

Operating voltage	\leq AC 30 V; \leq DC 50 V
Nominal current	4 A
Contact resistance (max.)	16 m Ω

Safety and protection:

Rated voltage	50 V
Rated impulse voltage	1.5 kV
Pollution degree	2
Protection class	IP00*
Note on protection class	* Notice! Live conductors! Protection against direct contact must be provided by the equipment builder, e.g., using a WAGO 709 Series cover (see Accessories) or a similar cover. The installation requirements for the particular application must be observed.

Connection data

Connection type (1)	System
No. of poles	48
Pluggable connector	Pluggable connector per DIN 41612; type E; male connector

Subject to changes. Please also observe the further product documentation!



For mating connectors	ERNI
Mating direction	Vertical
Connection type (2)	Field
No. of poles 2	48
Design 2	PCB terminal blocks, 2-row
Connection technology 2	CAGE CLAMP®
WAGO terminal 2	WAGO 236 Series
Solid conductor (2)	0.08 ... 2.5 mm ² / 28 ... 12 AWG
Fine-stranded conductor (2)	0.08 ... 2.5 mm ² / 28 ... 12 AWG
Strip length (2)	5 ... 6 mm / 0.2 ... 0.24 inch
Note (conductor cross-section)	12 AWG: THHN, THWN
Performance level	2 / 400 mating cycles

Geometrical Data

Width	128 mm / 5.039 inch
Height from upper-edge of DIN-35 rail	55 mm / 2.165 inch
Depth	85 mm / 3.346 inch

Mechanical data

Type of mounting	DIN-35 rail
Housing design	PCB with mounting feet

Material Data

Contact material (pluggable connector)	Copper alloy, gold plated
Fire load	4.006 MJ
Weight	147.8 g

Environmental Requirements

Relative humidity	≤ 85% (non condensing)
-------------------	------------------------

Commercial data

Product Group	6 (Interface Electronics)
Packaging type	BOX
Country of origin	DE
GTIN	4017332290586
Customs Tariff No.	85369010000

Subject to changes. Please also observe the further product documentation!


WAGO Kontakttechnik GmbH & Co. KG
 Hansastr. 27
 32423 Minden
 Phone: +49571 887-0 | Fax: +49571 887-169
 Email: info.de@wago.com | Web: www.wago.com

Do you have any questions about our products?
 We are always happy to take your call at +49 (571) 887-44222.

Counterpart

Compatible products

Marking accessories

	Item no.: 709-177 Marking strips; on reel; 7.5 mm wide; not stretchable; plain; snap-on type; translucent	www.wago.com/709-177
	Item no.: 709-178 Marking strips; on reel; 7.5 mm wide; not stretchable; plain; snap-on type; white	www.wago.com/709-178
	Item no.: 709-196 Marking strips; for laser printer; translucent	www.wago.com/709-196
	Item no.: 709-198 Marking strips; white	www.wago.com/709-198

Downloads

Documentation

Instruction Leaflet

pdf
1.3 MB
[Download](#)

Additional Information

Disposal; Electrical and electronic equipment, Packaging V 1.0.0 pdf
265.8 kB
[Download](#)

CAD/CAE-Data

CAE data


EPLAN Data Portal 289-434 URL
[Download](#)

WSCAD Universe 289-434 URL
[Download](#)


Installation Notes

Inserting a conductor

Subject to changes. Please also observe the further product documentation!



Connection of conductor – Operating tool actuation parallel to conductor entry.



Connection of conductor – Operating tool actuation perpendicular to conductor entry.

Subject to changes. Please also observe the further product documentation!