

Data sheet | Item number: 289-408

Interface module; Pluggable connector per DIN 41651; 50-pole; PCB terminal blocks, double-row; with mounting feet; 2,50 mm²

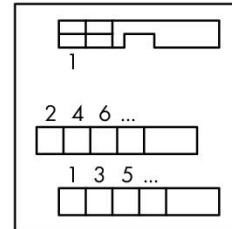
www.wago.com/289-408



Similar to picture

RoHS
Compliant

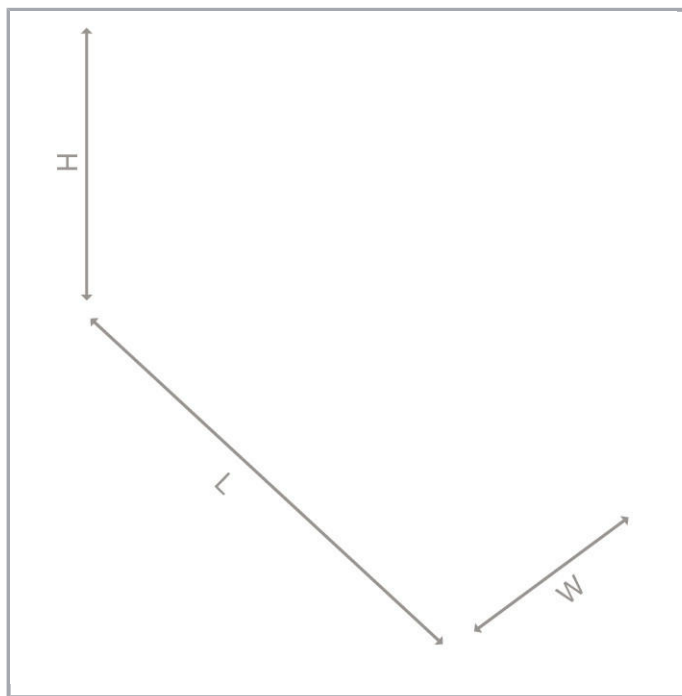
BOMcheck.net



Subject to changes. Please also observe the further product documentation!

WAGO Kontakttechnik GmbH & Co. KG
Hansastr. 27
32423 Minden
Phone: +49571 887-0 | Fax: +49571 887-169
Email: info.de@wago.com | Web: www.wago.com

Do you have any questions about our products?
We are always happy to take your call at +49 (571) 887-44222.



Data

Electrical Data

| | |
|-------------------|--------------------------------|
| Operating voltage | \leq AC 30 V; \leq DC 50 V |
| Nominal current | 1 A |

Safety and protection:

| | |
|--------------------------|--|
| Rated voltage | 50 V |
| Rated impulse voltage | 0.8 kV |
| Pollution degree | 2 |
| Protection class | IP00* |
| Note on protection class | * Notice! Live conductors! Protection against direct contact must be provided by the equipment builder, e.g., using a WAGO 709 Series cover (see Accessories) or a similar cover. The installation requirements for the particular application must be observed. |

Connection data

| | |
|---------------------|---|
| Connection type (1) | System |
| No. of poles | 50 |
| Pluggable connector | Pluggable connector per DIN 41651; male connector |
| Mating direction | Vertical |

Subject to changes. Please also observe the further product documentation!

WAGO Kontakttechnik GmbH & Co. KG
Hansastr. 27
32423 Minden
Phone: +49571 887-0 | Fax: +49571 887-169
Email: info.de@wago.com | Web: www.wago.com

Do you have any questions about our products?
We are always happy to take your call at +49 (571) 887-44222.



| | |
|--------------------------------|----------------------------------|
| Connection type (2) | Field |
| No. of poles 2 | 50 |
| Design 2 | PCB terminal blocks, 2-row |
| Connection technology 2 | CAGE CLAMP® |
| WAGO terminal 2 | WAGO 236 Series |
| Solid conductor (2) | 0.08 ... 2.5 mm² / 28 ... 12 AWG |
| Fine-stranded conductor (2) | 0.08 ... 2.5 mm² / 28 ... 12 AWG |
| Strip length (2) | 5 ... 6 mm / 0.2 ... 0.24 inch |
| Note (conductor cross-section) | 12 AWG: THHN, THWN |
| Performance level | 3 / 50 mating cycles |

Geometrical Data

| | |
|---------------------------------------|---------------------|
| Width | 151 mm / 5.945 inch |
| Height from upper-edge of DIN-35 rail | 28 mm / 1.102 inch |
| Depth | 63.5 mm / 2.5 inch |

Mechanical data

| | |
|------------------|------------------------|
| Type of mounting | DIN-35 rail |
| Housing design | PCB with mounting feet |

Material Data

| | |
|--|------------|
| Contact material (pluggable connector) | Au over Ni |
| Fire load | 0.703 MJ |
| Weight | 90 g |

Environmental Requirements

| | |
|---|------------------------|
| Surrounding air (operating) temperature | -20 ... 55 °C |
| Surrounding air (storage) temperature | -40 ... 70 °C |
| Relative humidity | ≤ 85% (non condensing) |

Commercial data

| | |
|--------------------|---------------------------|
| Product Group | 6 (Interface Electronics) |
| Packaging type | BOX |
| Country of origin | DE |
| GTIN | 4045454353438 |
| Customs Tariff No. | 85369010000 |

Subject to changes. Please also observe the further product documentation!

WAGO Kontakttechnik GmbH & Co. KG
Hansastr. 27
32423 Minden
Phone: +49571 887-0 | Fax: +49571 887-169
Email: info.de@wago.com | Web: www.wago.com

Do you have any questions about our products?
We are always happy to take your call at +49 (571) 887-44222.

Counterpart

Compatible products

tools



Item no.: 210-720

Operating tool; Blade: 3.5 x 0.5 mm; with a partially insulated shaft

www.wago.com/210-720

assembling

Item no.: 709-153

Cover; Type 1; suitable for cover carrier, type 1; 1 m long; transparent

www.wago.com/709-153

Item no.: 709-167

Cover carrier; Type 1; incl. fixing/retaining screws and knurled nut; suitable for 279 to 282 and 880 Series rail-mounted terminal blocks; suitable for 264 Series miniature rail-mounted terminal blocks; suitable for 270 Series sensor and actuator terminal blocks; gray

www.wago.com/709-167

Downloads

Documentation

Instruction Leaflet

pdf
1.3 MB[Download](#)

Additional Information

Disposal; Electrical and electronic equipment, Packaging

V 1.0.0

pdf
265.8 kB[Download](#)

CAD/CAE-Data

CAD data

2D/3D Models 289-408

URL

[Download](#)

CAE data

EPLAN Data Portal 289-408

URL

[Download](#)

WSCAD Universe 289-408

URL

[Download](#)

Subject to changes. Please also observe the further product documentation!

WAGO Kontakttechnik GmbH & Co. KG

Hansastr. 27

32423 Minden

Phone: +49571 887-0 | Fax: +49571 887-169


Email: info.de@wago.com | Web: www.wago.com

Do you have any questions about our products?


We are always happy to take your call at +49 (571) 887-44222.

Installation Notes

Inserting a conductor



Connection of conductor – Operating tool actuation parallel to conductor entry.



Connection of conductor – Operating tool actuation perpendicular to conductor entry.

Subject to changes. Please also observe the further product documentation!