


## Data sheet | Item number: 285-157

2-conductor ground terminal block; 50 mm<sup>2</sup>; lateral marker slots; only for DIN 35 x 15 rail; 2.3 mm thick; copper; POWER CAGE CLAMP; 50,00 mm<sup>2</sup>; green-yellow



[www.wago.com/285-157](http://www.wago.com/285-157)



RoHS  
Compliant ✓

BOMcheck.net

Color:

### Data

#### Electrical data

#### Ratings per IEC/EN 60664-1

Ratings per

IEC/EN 60947-7-2

#### Connection data

Connection technology

POWER CAGE CLAMP

Actuation type

Operating tool

Connectable conductor materials

Copper

Subject to changes. Please also observe the further product documentation!

WAGO Kontakttechnik GmbH & Co. KG

Hansastr. 27

32423 Minden

Phone: +49571 887-0 | Fax: +49571 887-169

Email: [info.de@wago.com](mailto:info.de@wago.com) | Web: [www.wago.com](http://www.wago.com)

Do you have any questions about our products?

We are always happy to take your call at +49 (571) 887-44222.



|                                   |   |
|-----------------------------------|---|
| Solid conductor                   | 10 ... 50 mm <sup>2</sup> / 8 ... 1/0 AWG |
| Stranded conductor                | 10 ... 50 mm <sup>2</sup> / 8 ... 1/0 AWG |
| Fine-stranded conductor           | 10 ... 70 mm <sup>2</sup> / 8 ... 2/0 AWG |
| Strip length                      | 30 mm / 1.18 inch                         |
| Total number of connection points | 2   |
| Total number of potentials        | 1   |
| Number of levels                  | 1   |
| Type of wiring                    | Side-entry wiring                         |

### Geometrical Data

|                                       |                    |
|---------------------------------------|--------------------|
| Width                                 | 20 mm / 0.787 inch |
| Height from upper-edge of DIN-35 rail | 87 mm / 3.425 inch |
| Depth                                 | 94 mm / 3.701 inch |

### Mechanical data

|                  |                 |
|------------------|-----------------|
| Design           | horizontal type |
| Type of mounting | DIN-35 rail     |
| Marking level    | Side marking    |

### Material Data

|                     |                      |
|---------------------|----------------------|
| Color               | green-yellow         |
| Insulating material | Polyamide 66 (PA 66) |
| Fire load           | 1.98 MJ              |
| Weight              | 186.5 g              |

### Commercial data

|                    |                                  |
|--------------------|----------------------------------|
| Product Group      | 1 (Rail Mounted Terminal Blocks) |
| Packaging type     | BOX                              |
| Country of origin  | PL                               |
| GTIN               | 4045454507435                    |
| Customs Tariff No. | 85369010000                      |

### Approvals / Certificates

#### Ex-Approvals

| Logo | Approval | Additional Approval Text | Certificate name |
|------|----------|--------------------------|------------------|
|      | AEx      | -                        | E185892          |




Subject to changes. Please also observe the further product documentation!

Underwriters Laboratories Inc.


sec. 4



## Country specific Approvals

| Logo   | Approval                              | Additional Approval Text | Certificate name |
|--|---------------------------------------|--------------------------|------------------|
|  | CCA<br>DEKRA Certification B.V.       | EN 60947                 | NTR NL-7707      |
|  | CSA<br>DEKRA Certification B.V.       | C22.2 No. 158            | 1151144          |
|  | KEMA/KEUR<br>DEKRA Certification B.V. | EN 60947                 | 71-101911        |

## UL-Approvals

| Logo   | Approval                             | Additional Approval Text | Certificate name |
|--|--------------------------------------|--------------------------|------------------|
|  | UL<br>Underwriters Laboratories Inc. | UL 1059                  | E45172           |

## Counterpart






## Compatible products

ferrule










Subject to changes. Please also observe the further product documentation!

WAGO Kontakttechnik GmbH & Co. KG  
 Hansastr. 27  
 32423 Minden  
 Phone: +49571 887-0 | Fax: +49571 887-169  
 Email: [info.de@wago.com](mailto:info.de@wago.com) | Web: [www.wago.com](http://www.wago.com)

Do you have any questions about our products?  
 We are always happy to take your call at +49 (571) 887-44222.

|  |   |  |
|--|---|--|
|    | <b>Item no.: 216-109</b><br>Ferrule; Sleeve for 10 mm <sup>2</sup> / AWG 8; uninsulated; electro-tin plated   | <a href="http://www.wago.com/216-109">www.wago.com/216-109</a>                   |
|    | <b>Item no.: 216-110</b><br>Ferrule; Sleeve for 16 mm <sup>2</sup> / AWG 6; uninsulated; electro-tin plated   | <a href="http://www.wago.com/216-110">www.wago.com/216-110</a>                   |
|    | <b>Item no.: 216-209</b><br>Ferrule; Sleeve for 10 mm <sup>2</sup> / AWG 8; insulated; electro-tin plated; red  | <a href="http://www.wago.com/216-209">www.wago.com/216-209</a>                   |
|  | <b>Item no.: 216-210</b><br>Ferrule; Sleeve for 16 mm <sup>2</sup> / AWG 6; insulated; electro-tin plated; electrolytic copper; gastight crimped; acc. to DIN 46228, Part 4/09.90; blue | <a href="http://www.wago.com/216-210">www.wago.com/216-210</a>                   |
|  | <b>Item no.: 216-289</b><br>Ferrule; Sleeve for 10 mm <sup>2</sup> / AWG 8; insulated; electro-tin plated; electrolytic copper; gastight crimped; acc. to DIN 46228, Part 4/09.90; red  | <a href="http://www.wago.com/216-289">www.wago.com/216-289</a>                   |
|  | <b>Item no.: 216-414</b><br>Ferrule; Sleeve for 35 mm <sup>2</sup> / AWG 2; uninsulated; electro-tin plated; electrolytic copper; gastight crimped; acc. to DIN 46228, Part 1/08.92     | <a href="http://www.wago.com/216-414">www.wago.com/216-414</a>                   |
|  | <b>Item no.: 216-424</b><br>Ferrule; Sleeve for 35 mm <sup>2</sup> / AWG 2; uninsulated; electro-tin plated; electrolytic copper; gastight crimped; acc. to DIN 46228, Part 1/08.92     | <a href="http://www.wago.com/216-424">www.wago.com/216-424</a>                   |
|  | <b>Item no.: 216-425</b><br>Ferrule; Sleeve for 50 mm <sup>2</sup> / AWG 1; uninsulated; electro-tin plated; electrolytic copper; gastight crimped; acc. to DIN 46228, Part 1/08.92     | <a href="http://www.wago.com/216-425">www.wago.com/216-425</a>                   |
|  | <b>Item no.: 216-435</b><br>Ferrule; Sleeve for 50 mm <sup>2</sup> / AWG 1; uninsulated; electro-tin plated; electrolytic copper; gastight crimped; acc. to DIN 46228, Part 1/08.92     | <a href="http://www.wago.com/216-435">www.wago.com/216-435</a>                   |
| <b>Protective Warning Marker</b>   |   |  |
|  | <b>Item no.: 285-440</b><br>Protective warning marker; with high-voltage symbol, black; yellow  | <a href="http://www.wago.com/285-440">www.wago.com/285-440</a>                   |
|  | <b>Item no.: 285-449</b><br>Protective warning marker; yellow   | <a href="http://www.wago.com/285-449">www.wago.com/285-449</a>                   |
| <b>Marking accessories</b>   |   |  |
|  | <b>Item no.: 2009-115</b><br>WMB-Inline; for Smart Printer; 1500 pieces on roll; stretchable 5 - 5.2 mm; plain; snap-on type; white   | <a href="http://www.wago.com/2009-115">www.wago.com/2009-115</a>                 |
|  | <b>Item no.: 2009-115/000-002</b><br>WMB-Inline; for Smart Printer; 1500 pieces on roll; stretchable 5 - 5.2 mm; plain; snap-on type; yellow  | <a href="http://www.wago.com/2009-115/000-002">www.wago.com/2009-115/000-002</a> |
|  | <b>Item no.: 2009-115/000-005</b><br>WMB-Inline; for Smart Printer; 1500 pieces on roll; stretchable 5 - 5.2 mm; plain; snap-on type; white   | <a href="http://www.wago.com/2009-115/000-005">www.wago.com/2009-115/000-005</a> |
|  | <b>Item no.: 2009-115/000-006</b><br>WMB-Inline; for Smart Printer; 1500 pieces on roll; stretchable 5 - 5.2 mm; plain; snap-on type; white   | <a href="http://www.wago.com/2009-115/000-006">www.wago.com/2009-115/000-006</a> |

Subject to changes. Please also observe the further product documentation!

|  |   |  |
|--|---|--|
|  | <b>Item no.: 2009-115/000-007</b><br>WMB-Inline; for Smart Printer; 1500 pieces on roll; stretchable 5 - 5.2 mm; plain; snap-on type; gray  | <a href="http://www.wago.com/2009-115/000-007">www.wago.com/2009-115/000-007</a> |
|    | <b>Item no.: 2009-115/000-012</b><br>WMB-Inline; for Smart Printer; 1500 pieces on roll; stretchable 5 - 5.2 mm; plain; snap-on type; white | <a href="http://www.wago.com/2009-115/000-012">www.wago.com/2009-115/000-012</a> |
|    | <b>Item no.: 2009-115/000-017</b><br>WMB-Inline; for Smart Printer; 1500 pieces on roll; stretchable 5 - 5.2 mm; plain; snap-on type; white | <a href="http://www.wago.com/2009-115/000-017">www.wago.com/2009-115/000-017</a> |
|  | <b>Item no.: 2009-115/000-023</b><br>WMB-Inline; for Smart Printer; 1500 pieces on roll; stretchable 5 - 5.2 mm; plain; snap-on type; green | <a href="http://www.wago.com/2009-115/000-023">www.wago.com/2009-115/000-023</a> |
|    | <b>Item no.: 2009-115/000-024</b><br>WMB-Inline; for Smart Printer; 1500 pieces on roll; stretchable 5 - 5.2 mm; plain; snap-on type; white | <a href="http://www.wago.com/2009-115/000-024">www.wago.com/2009-115/000-024</a> |
|  | <b>Item no.: 249-105</b><br>Group marker carrier; gray  | <a href="http://www.wago.com/249-105">www.wago.com/249-105</a>                   |
|    | <b>Item no.: 285-442</b><br>Adaptor; gray   | <a href="http://www.wago.com/285-442">www.wago.com/285-442</a>                   |
|  | <b>Item no.: 793-501</b><br>WMB marking card; as card; not stretchable; plain; snap-on type; white  | <a href="http://www.wago.com/793-501">www.wago.com/793-501</a>                   |
|  | <b>Item no.: 793-501/000-002</b><br>WMB marking card; as card; not stretchable; plain; snap-on type; yellow                                 | <a href="http://www.wago.com/793-501/000-002">www.wago.com/793-501/000-002</a>   |
|  | <b>Item no.: 793-501/000-005</b><br>WMB marking card; as card; not stretchable; plain; snap-on type; red                                    | <a href="http://www.wago.com/793-501/000-005">www.wago.com/793-501/000-005</a>   |
|  | <b>Item no.: 793-501/000-006</b><br>WMB marking card; as card; not stretchable; plain; snap-on type; blue                                   | <a href="http://www.wago.com/793-501/000-006">www.wago.com/793-501/000-006</a>   |
|  | <b>Item no.: 793-501/000-007</b><br>WMB marking card; as card; not stretchable; plain; snap-on type; gray                                   | <a href="http://www.wago.com/793-501/000-007">www.wago.com/793-501/000-007</a>   |
|  | <b>Item no.: 793-501/000-012</b><br>WMB marking card; as card; not stretchable; plain; snap-on type; orange                                 | <a href="http://www.wago.com/793-501/000-012">www.wago.com/793-501/000-012</a>   |
|  | <b>Item no.: 793-501/000-017</b><br>WMB marking card; as card; not stretchable; plain; snap-on type; light green                            | <a href="http://www.wago.com/793-501/000-017">www.wago.com/793-501/000-017</a>   |

Subject to changes. Please also observe the further product documentation!



**Item no.: 793-501/000-023**  
WMB marking card; as card; not stretchable; plain; snap-on type; green

[www.wago.com/793-501/000-023](http://www.wago.com/793-501/000-023)



**Item no.: 793-501/000-024**  
WMB marking card; as card; not stretchable; plain; snap-on type; violet

[www.wago.com/793-501/000-024](http://www.wago.com/793-501/000-024)



**Item no.: 793-5501**  
WMB marking card; as card; for terminal block width 5 - 17.5 mm; stretchable 5 - 5.2 mm; plain; snap-on type; white

[www.wago.com/793-5501](http://www.wago.com/793-5501)

**Item no.: 793-5501/000-002**  
WMB marking card; as card; for terminal block width 5 - 17.5 mm; stretchable 5 - 5.2 mm; plain; snap-on type; yellow

[www.wago.com/793-5501/000-002](http://www.wago.com/793-5501/000-002)

**Item no.: 793-5501/000-005**  
WMB marking card; as card; for terminal block width 5 - 17.5 mm; stretchable 5 - 5.2 mm; plain; snap-on type; red

[www.wago.com/793-5501/000-005](http://www.wago.com/793-5501/000-005)

**Item no.: 793-5501/000-006**  
WMB marking card; as card; for terminal block width 5 - 17.5 mm; stretchable 5 - 5.2 mm; plain; snap-on type; blue

[www.wago.com/793-5501/000-006](http://www.wago.com/793-5501/000-006)



**Item no.: 793-5501/000-007**  
WMB marking card; as card; for terminal block width 5 - 17.5 mm; stretchable 5 - 5.2 mm; plain; snap-on type; gray

[www.wago.com/793-5501/000-007](http://www.wago.com/793-5501/000-007)



**Item no.: 793-5501/000-012**  
WMB marking card; as card; for terminal block width 5 - 17.5 mm; stretchable 5 - 5.2 mm; plain; snap-on type; orange

[www.wago.com/793-5501/000-012](http://www.wago.com/793-5501/000-012)

**Item no.: 793-5501/000-014**  
WMB marking card; as card; for terminal block width 5 - 17.5 mm; stretchable 5 - 5.2 mm; plain; snap-on type; brown

[www.wago.com/793-5501/000-014](http://www.wago.com/793-5501/000-014)



**Item no.: 793-5501/000-017**  
WMB marking card; as card; for terminal block width 5 - 17.5 mm; stretchable 5 - 5.2 mm; plain; snap-on type; green

[www.wago.com/793-5501/000-017](http://www.wago.com/793-5501/000-017)

**Item no.: 793-5501/000-023**  
WMB marking card; as card; for terminal block width 5 - 17.5 mm; stretchable 5 - 5.2 mm; plain; snap-on type; light green

[www.wago.com/793-5501/000-023](http://www.wago.com/793-5501/000-023)



**Item no.: 793-5501/000-024**  
WMB marking card; as card; for terminal block width 5 - 17.5 mm; stretchable 5 - 5.2 mm; plain; snap-on type; violet

[www.wago.com/793-5501/000-024](http://www.wago.com/793-5501/000-024)

**protection**

**Item no.: 285-441**  
Finger guard; touchproof cover protects unused conductor entries and jumper slots; for 50 mm<sup>2</sup> high-current tbs; yellow

[www.wago.com/285-441](http://www.wago.com/285-441)

**Carrier rail**

Subject to changes. Please also observe the further product documentation!



**Item no.: 210-198**

Copper carrier rail; 35 x 15 mm; 2.3 mm thick; 2 m long; unslotted; according to EN 60715; copper-colored

[www.wago.com/210-198](http://www.wago.com/210-198)

**Jumper**

**Item no.: 285-450**

Adjacent jumper; insulated; Nominal current 150 A; gray

[www.wago.com/285-450](http://www.wago.com/285-450)

**tools**

**Item no.: 285-172**

Allen wrench; with a partially insulated shaft

[www.wago.com/285-172](http://www.wago.com/285-172)

**Item no.: 285-173**

Allen wrench; with a partially insulated shaft; with anti-rotation protection

[www.wago.com/285-173](http://www.wago.com/285-173)

**assembling**



**Item no.: 210-148**

Angled support bracket; without screw

[www.wago.com/210-148](http://www.wago.com/210-148)



**Item no.: 249-197**

Screwless end stop; 14 mm wide; for DIN-rail 35 x 15 and 35 x 7.5; gray

[www.wago.com/249-197](http://www.wago.com/249-197)

**potential distribution**

**Item no.: 285-447**

Power tap; for 50 mm<sup>2</sup> high-current tbs; Module width 16 mm; 6,00 mm<sup>2</sup>; gray

[www.wago.com/285-447](http://www.wago.com/285-447)

**Downloads**

**Documentation**

**Additional Information**

|                        |             |               |          |
|------------------------|-------------|---------------|----------|
| Technical explanations | Apr 3, 2019 | pdf<br>2.1 MB | Download |
|------------------------|-------------|---------------|----------|

**CAD/CAE-Data**

**CAD data**

|                      |     |          |
|----------------------|-----|----------|
| 2D/3D Models 285-157 | URL | Download |
|----------------------|-----|----------|

**CAE data**

|                           |     |          |
|---------------------------|-----|----------|
| EPLAN Data Portal 285-157 | URL | Download |
|---------------------------|-----|----------|

|                        |     |          |
|------------------------|-----|----------|
| WSCAD Universe 285-157 | URL | Download |
|------------------------|-----|----------|


Subject to changes. Please also observe the further product documentation!

WAGO Kontakttechnik GmbH & Co. KG  
 Hansastr. 27  
 32423 Minden  
 Phone: +49571 887-0 | Fax: +49571 887-169  
 Email: [info.de@wago.com](mailto:info.de@wago.com) | Web: [www.wago.com](http://www.wago.com)

Do you have any questions about our products?  
 We are always happy to take your call at +49 (571) 887-44222.

## Installation Notes

### Assembly




Removing a terminal block from the assembly.



Grounding foot


Ground conductor terminal blocks (limited to max. 120 mm<sup>2</sup>/250 kcmil per EN 60947-7-2) must be snapped onto a 2.3 mm thick copper carrier rail.

### Conductor termination




For the optimal clamping force:

- Bend conductor.
- 
- Cut conductor to length (conductor end must be straight).
- 
- Strip conductor.
- 



Always observe the printed strip length!




Conductor termination – step 1

Rotate the T-wrench counter-clockwise to the stop. Next, push in the orange locking tab. The clamp is locked open for hands-free wiring.

Subject to changes. Please also observe the further product documentation!





Conductor termination – step 2




Conductor termination – step 3


Insert a stripped conductor into the clamping unit until it hits backstop. Hold in this position.

A short counter-clockwise rotation releases the locking tab. When unlocked, the T-wrench rotates clockwise, securely clamping the conductor.

#### Commoning





Commoning with an adjacent jumper: Insert the jumper above the conductor entry hole – prior to conductor termination. The nominal cross-section remains unchanged.



Removing jumper via operating tool.

#### Cover

Subject to changes. Please also observe the further product documentation!





Protective warning marker may indicate:

Yellow, detachable finger guards provide touch-proof safety by shielding jumper contact slots and/or unused conductor entries.

Notice: Power is still on even after switching off the main switch!


#### Voltage Tap



Reliably and easily tap directly into the power supply. Insert the unwired tap before opening the clamping unit.

#### Safety


Subject to changes. Please also observe the further product documentation!




Risk of Injury!

Do not insert fingers in the conductor entry!

### Testing





Testing via touch-proof 4 mm Ø test plugs (not available from WAGO, but offered by industry suppliers such as, Multi-Contact Deutschland GmbH).



Testing

### Marking

Subject to changes. Please also observe the further product documentation!



WMB markers or self-adhesive, printable marking strips can be accommodated on 35, 50 and 95 mm<sup>2</sup> high-current terminal blocks.

Marker carrier for marking strips (2009-110) or 2 x WMB markers for 285-13x, 285-15x and 285-19x terminal blocks

## Product family

### **POWER CAGE CLAMP**

[Learn more about the product family.](#)

[Show all products from the family](#)

Subject to changes. Please also observe the further product documentation!

WAGO Kontakttechnik GmbH & Co. KG  
Hansastr. 27  
32423 Minden  
Phone: +49571 887-0 | Fax: +49571 887-169  
Email: [info.de@wago.com](mailto:info.de@wago.com) | Web: [www.wago.com](http://www.wago.com)

Do you have any questions about our products?  
We are always happy to take your call at +49 (571) 887-44222.