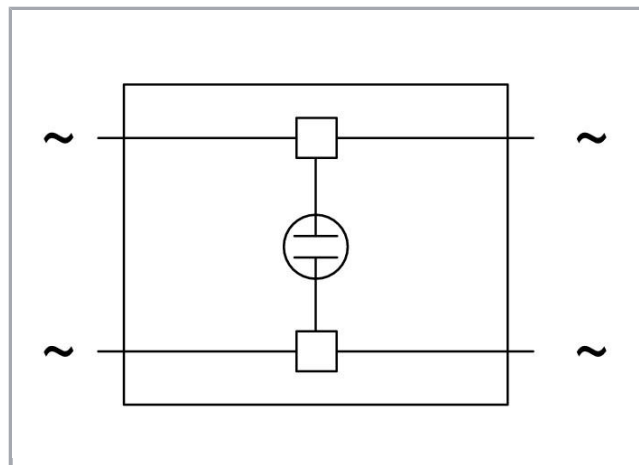


Data sheet | Item number: 280-803/281-417

Component plug; 2-pole; 10 mm wide; gray

www.wago.com/280-803/281-417



Data

Electrical data

Subject to changes. Please also observe the further product documentation!

WAGO Kontakttechnik GmbH & Co. KG
Hansastr. 27
32423 Minden
Phone: +49571 887-0 | Fax: +49571 887-169
Email: info.de@wago.com | Web: www.wago.com

Do you have any questions about our products?
We are always happy to take your call at +49 (571) 887-44222.

Voltage type (1)	AC/DC
------------------	-------

Connection data

Actuation type	Operating tool
----------------	----------------

Geometrical Data

Width	10 mm / 0.394 inch
-------	--------------------

Material Data

Color	gray
Insulating material	Polyamide 66 (PA 66)
Fire load	0.078 MJ
Weight	4.4 g





Commercial data

Product Group	1 (Rail Mounted Terminal Blocks)
Packaging type	BOX
Country of origin	DE
GTIN	4045454195984
Customs Tariff No.	85369010000

Counterpart

Compatible products

Terminal Block

	Item no.: 280-101 2-conductor through terminal block; 2.5 mm ² ; lateral marker slots; for DIN-rail 35 x 15 and 35 x 7.5; CAGE CLAMP®; 2,50 mm ² ; gray	www.wago.com/280-101
	Item no.: 280-601 2-conductor through terminal block; 2.5 mm ² ; lateral marker slots; for DIN-rail 35 x 15 and 35 x 7.5; CAGE CLAMP®; 2,50 mm ² ; gray	www.wago.com/280-601
	Item no.: 280-603 4-conductor through terminal block; 2.5 mm ² ; center marking; for DIN-rail 35 x 15 and 35 x 7.5; CAGE CLAMP®; 2,50 mm ² ; orange	www.wago.com/280-603
	Item no.: 280-621 4-conductor through terminal block; 2.5 mm ² ; lateral marker slots; for DIN-rail 35 x 15 and 35 x 7.5; CAGE CLAMP®; 2,50 mm ² ; gray	www.wago.com/280-621
	Item no.: 280-633	

Subject to changes. Please also observe the further product documentation!




4-conductor through terminal block; 2.5 mm²; center marking; for DIN-rail 35 x 15 and 35 x 7.5; CAGE CLAMP®; 2,50 mm²; gray www.wago.com/280-633



Item no.: 280-681
3-conductor through terminal block; 2.5 mm²; center marking; for DIN-rail 35 x 15 and 35 x 7.5; CAGE CLAMP®; 2,50 mm²; gray www.wago.com/280-681



Item no.: 280-833
4-conductor through terminal block; 2.5 mm²; center marking; for DIN-rail 35 x 15 and 35 x 7.5; CAGE CLAMP®; 2,50 mm²; gray www.wago.com/280-833



Item no.: 280-901
2-conductor through terminal block; 2.5 mm²; center marking; for DIN-rail 35 x 15 and 35 x 7.5; CAGE CLAMP®; 2,50 mm²; gray www.wago.com/280-901

Downloads

Documentation

Additional Information

Technical explanations	Apr 3, 2019	pdf 2.1 MB	Download
------------------------	-------------	---------------	----------

CAD/CAE-Data

CAD data

2D/3D Models 280-803/281-417	URL	Download
------------------------------	-----	----------

CAE data

WSCAD Universe 280-803/281-417	URL	Download
--------------------------------	-----	----------


Installation Notes

Assembly

Subject to changes. Please also observe the further product documentation!

WAGO Kontakttechnik GmbH & Co. KG
Hansastr. 27
32423 Minden
Phone: +49571 887-0 | Fax: +49571 887-169
Email: info.de@wago.com | Web: www.wago.com

Do you have any questions about our products?
We are always happy to take your call at +49 (571) 887-44222.



Similar to push-in type jumpers, these LED and neon indicator modules are simply pushed into the current bar's contact slots of two adjacent through terminal blocks, providing the following advantages:

- Compatibility with all 280 Series Through Terminal Blocks
-
- Easy retrofits for existing systems
-

Additional advantages:

- Separation into functional and wiring levels
-
- Fast replacement of other functional units
-

Subject to changes. Please also observe the further product documentation!