

## Data

### Electrical data

#### Ratings per IEC/EN 60664-1

Rated voltage (III / 2)	200 V
Rated impulse voltage (III / 2)	4 kV
Rated voltage (II / 2)	400 V
Rated impulse voltage (II / 2)	4 kV
Rated current	16 A
Legend (ratings)	(III / 2) ≙ Overvoltage category III / Pollution degree 2

#### Approvals per UL 1059

Approvals per	UL 1059
---------------	---------

Subject to changes. Please also observe the further product documentation!

## Connection data

Connection technology	PUSH WIRE®
Strip length	8 ... 9 mm / 0.31 ... 0.35 inch
No. of poles	4
Total number of connection points	8
Total number of potentials	4
Number of connection types	1

## Geometrical Data

Width	43 mm / 1.693 inch
Height	15,3 mm / 0.602 inch
Depth	35,95 mm / 1.415 inch

## Material Data


Color	white/gray
Fire load	0.525 MJ
Weight	15.9 g

## Commercial data

Product Group	8 (Misc. Chassis Mount Blocks)
Packaging type	bag
Country of origin	DE
GTIN	4044918406338
Customs Tariff No.	85369010000

## Approvals / Certificates

### Country specific Approvals

Logo	Approval	Additional Approval Text	Certificate name
	CSA DEKRA Certification B.V.	C22.2 No. 158	70048844





## Counterpart

Subject to changes. Please also observe the further product documentation!

WAGO Kontakttechnik GmbH & Co. KG  
 Hansastr. 27  
 32423 Minden  
 Phone: +49571 887-0 | Fax: +49571 887-169  
 Email: [info.de@wago.com](mailto:info.de@wago.com) | Web: [www.wago.com](http://www.wago.com)

Do you have any questions about our products?  
 We are always happy to take your call at +49 (571) 887-44222.

## Compatible products

ferrule			
	<b>Item no.: 209-151</b> Pin terminals; insulated; suitable for 271 and 272 Series; green		<a href="http://www.wago.com/209-151">www.wago.com/209-151</a>
	<b>Item no.: 209-157</b> Pin terminals; insulated; suitable for 271 and 272 Series; blue		<a href="http://www.wago.com/209-157">www.wago.com/209-157</a>
	<b>Item no.: 209-164</b> Pin terminals; insulated; suitable for 271 and 272 Series; natural		<a href="http://www.wago.com/209-164">www.wago.com/209-164</a>
assembling			
	<b>Item no.: 271-702</b> Pins; for plate thickness 1 mm		<a href="http://www.wago.com/271-702">www.wago.com/271-702</a>
	<b>Item no.: 271-711</b> Pins; for plate thickness 1 mm		<a href="http://www.wago.com/271-711">www.wago.com/271-711</a>
	<b>Item no.: 271-712</b> Pins; for plate thickness 1.5 mm		<a href="http://www.wago.com/271-712">www.wago.com/271-712</a>
Strain relief plate			
	<b>Item no.: 272-516</b> Strain relief support; for 272 Series; for multicore cables; 4-pole; with clamp; white		<a href="http://www.wago.com/272-516">www.wago.com/272-516</a>
	<b>Item no.: 272-517</b> Strain relief housing; for 272 Series; for multicore cables; 4-pole; white		<a href="http://www.wago.com/272-517">www.wago.com/272-517</a>

## Downloads

### Documentation

#### Additional Information

Technical explanations	Apr 3, 2019	pdf 3.6 MB	Download
------------------------	-------------	---------------	----------

## CAD/CAE-Data

### CAE data

EPLAN Data Portal 272-404/272-490	URL	Download
WSCAD Universe 272-404/272-490	URL	Download

Subject to changes. Please also observe the further product documentation!



## Installation Notes

Subject to changes. Please also observe the further product documentation!

---

WAGO Kontakttechnik GmbH & Co. KG  
Hansastr. 27  
32423 Minden  
Phone: +49571 887-0 | Fax: +49571 887-169  
Email: [info.de@wago.com](mailto:info.de@wago.com) | Web: [www.wago.com](http://www.wago.com)

Do you have any questions about our products?  
We are always happy to take your call at +49 (571) 887-44222.