

RoHS  Compliant

BOMcheck.net

**Data**

**Electrical data**

**Ratings per IEC/EN 60664-1**

Rated voltage (III / 2)	400 V
Rated impulse voltage (III / 2)	4 kV
Rated current	18 A
Legend (ratings)	(III / 2) ≙ Overvoltage category III / Pollution degree 2

**Approvals per UL 1059**

Approvals per	UL 1059
---------------	---------

**Connection data**

Connection technology	PUSH WIRE®
Solid conductor	0,5 ... 1,5 mm <sup>2</sup> / 20 ... 16 AWG

Subject to changes. Please also observe the further product documentation!

WAGO Kontakttechnik GmbH & Co. KG  
 Hansastr. 27  
 32423 Minden  
 Phone: +49571 887-0 | Fax: +49571 887-169  
 Email: [info.de@wago.com](mailto:info.de@wago.com) | Web: [www.wago.com](http://www.wago.com)

Do you have any questions about our products?  
 We are always happy to take your call at +49 (571) 887-44222.

Strip length	8 ... 9 mm / 0.31 ... 0.35 inch
No. of poles	3
Solid conductor (2)	0,5 ... 2,5 mm <sup>2</sup> / 20 ... 14 AWG
Total number of connection points	12
Total number of potentials	3
Number of connection types	1

### Geometrical Data

Width	28,5 mm / 1.122 inch
Height	19 mm / 0.748 inch
Depth	24,5 mm / 0.965 inch

### Material Data


Fire load	0.145 MJ
Weight	8.8 g

### Commercial data


Product Group	8 (Misc. Chassis Mount Blocks)
Packaging type	bag
Country of origin	PL
GTIN	4044918397155
Customs Tariff No.	85369010000

### Approvals / Certificates

#### Country specific Approvals

Logo	Approval	Additional Approval Text	Certificate name
	CSA DEKRA Certification B.V.	C22.2 No. 158	70048844

#### UL-Approvals

Logo	Approval	Additional Approval Text	Certificate name
	UR Underwriters Laboratories Inc.	UL 1059	20190731- E45172

Subject to changes. Please also observe the further product documentation!

## Counterpart

## Compatible products




### ferrule

<b>Item no.: 209-151</b> Pin terminals; insulated; suitable for 271 and 272 Series; green	<a href="http://www.wago.com/209-151">www.wago.com/209-151</a>
<b>Item no.: 209-157</b> Pin terminals; insulated; suitable for 271 and 272 Series; blue	<a href="http://www.wago.com/209-157">www.wago.com/209-157</a>
<b>Item no.: 209-164</b> Pin terminals; insulated; suitable for 271 and 272 Series; natural	<a href="http://www.wago.com/209-164">www.wago.com/209-164</a>

### tools

<b>Item no.: 249-100</b> Operating tool; for terminal blocks with snap-in ground contact	<a href="http://www.wago.com/249-100">www.wago.com/249-100</a>
---	--

### assembling

 <b>Item no.: 271-702</b> Pins; for plate thickness 1 mm	<a href="http://www.wago.com/271-702">www.wago.com/271-702</a>
 <b>Item no.: 271-711</b> Pins; for plate thickness 1 mm	<a href="http://www.wago.com/271-711">www.wago.com/271-711</a>
 <b>Item no.: 271-712</b> Pins; for plate thickness 1.5 mm	<a href="http://www.wago.com/271-712">www.wago.com/271-712</a>

## Downloads

### Documentation

#### Additional Information

Technical explanations	Apr 3, 2019	pdf 3.6 MB	Download
------------------------	-------------	---------------	----------

## Installation Notes

Subject to changes. Please also observe the further product documentation!