**Data sheet | Item number: 2721-202/031-000**

1-conductor female plug; 100% protected against mismating; push-button; clamping collar; direct marking; 2.5 mm²; Pin spacing 7.5 mm; 2-pole; 2,50 mm²; light gray

www.wago.com/2721-202/031-000




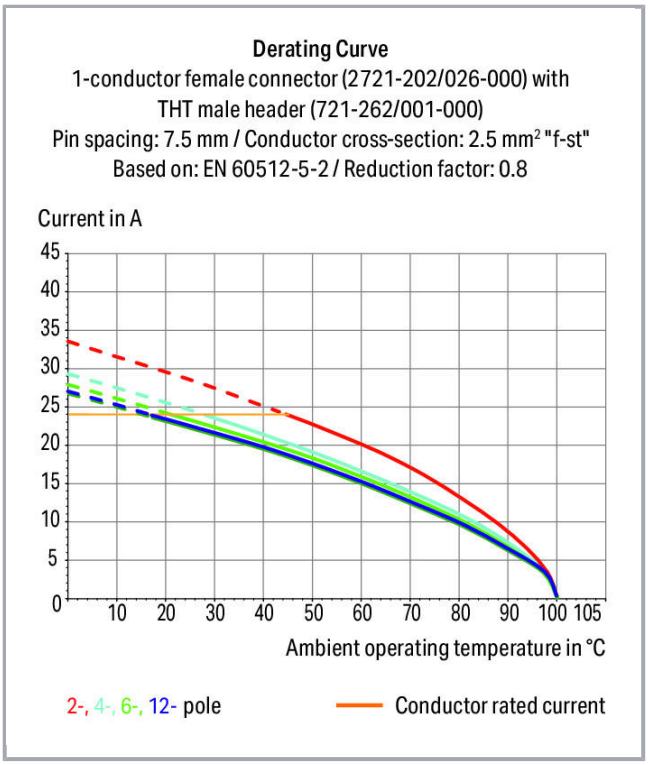


Subject to changes. Please also observe the further product documentation!

WAGO Kontakttechnik GmbH & Co. KG
Hansastr. 27
32423 Minden
Phone: +49571 887-0 | Fax: +49571 887-169
Email: info.de@wago.com | Web: www.wago.com

Do you have any questions about our products?
We are always happy to take your call at +49 (571) 887-44222.

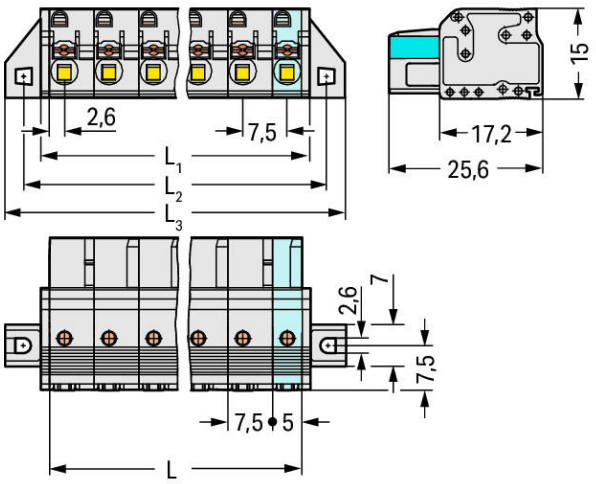


L = (pole no. – 1) x pin spacing + 5 mm

$L_1$ = L + 2.8 mm

$L_2$ = L + 8.8 mm

$L_3$ = L + 14.8 mm

2-pole female connectors – one latch only

## Item description

- Universal connection for all conductor types
- Easy-to-use design does not require specialty tools
- Ability to wire while mated
- Push-in termination of solid and ferruled conductors
- Integrated test ports for testing parallel to the conductor entry
- 100 % protected against mismating
- With coding fingers

Subject to changes. Please also observe the further product documentation!

WAGO Kontakttechnik GmbH & Co. KG
Hansastr. 27
32423 Minden
Phone: +49571 887-0 | Fax: +49571 887-169
Email: info.de@wago.com | Web: www.wago.com

Do you have any questions about our products?
We are always happy to take your call at +49 (571) 887-44222.

**Safety information 1:**
The *MULTI CONNECTION SYSTEM (MCS)* is designed without breaking capacity for compliance with DIN EN 61984. When used as intended, MCS Connectors shall not be connected/disconnected when live or under load. The circuit design should ensure header pins, which can be touched, are not live when unmated.

## Data
## Electrical data

### Ratings per IEC/EN 60664-1

| | |
|---|---|
| Ratings per | IEC/EN 60664-1 |
| Rated voltage (III / 3) | 500 V |
| Rated impulse voltage (III / 3) | 6 kV |
| Rated voltage (III / 2) | 630 V |
| Rated impulse voltage (III / 2) | 6 kV |
| Rated voltage (II / 2) | 1000 V |
| Rated impulse voltage (II / 2) | 6 kV |
| Rated current | 16 A |
| Legend (ratings) | (III / 2) ≙ Overvoltage category III / Pollution degree 2 |

### Approvals per UL 1059

| | |
|---|---|
| Rated voltage UL (Use Group B) | 300 V |
| Rated current UL (Use Group B) | 15 A |
| Rated voltage UL (Use Group C) | 150 V |
| Rated current UL (Use Group C) | 15 A |
| Rated voltage UL (Use Group D) | 300 V |
| Rated current UL (Use Group D) | 10 A |
| Approvals per | UL 1059 |

### Approvals per UL 1977

| | |
|---|---|
| Rated voltage per UL 1977 (factory wiring only) | 600 V |
| Rated current per UL 1977 (factory wiring only) | 15 A |

### Approvals per CSA

| | |
|---|---|
| Rated voltage CSA (Use Group B) | 300 V |
| Rated current CSA (Use Group B) | 15 A |
| Rated voltage CSA (Use Group C) | 300 V |

Subject to changes. Please also observe the further product documentation!

WAGO Kontakttechnik GmbH & Co. KG
Hansastr. 27
32423 Minden
Phone: +49571 887-0 | Fax: +49571 887-169
Email: info.de@wago.com | Web: www.wago.com

Do you have any questions about our products?
We are always happy to take your call at +49 (571) 887-44222.

| | |
|---|---|
| Rated current CSA (Use Group C) | 15 A |
| Rated voltage CSA (Use Group D) | 300 V |
| Rated current CSA (Use Group D) | 10 A |

## Connection data

| | |
|---|---|
| Connection technology | Push-in CAGE CLAMP® |
| Actuation type | Push-button |
| Solid conductor | 0.2 … 2.5 mm² / 24 … 12 AWG |
| Fine-stranded conductor | 0.2 … 2.5 mm² / 24 … 12 AWG |
| Fine-stranded conductor with ferrule with plastic collar | 0.25 … 1.5 mm² |
| Fine-stranded conductor with ferrule without plastic collar | 0.25 … 2.5 mm² |
| Strip length | 10 … 11 mm / 0.39 … 0.43 inch |
| No. of poles | 2 |
| Total number of connection points | 2 |
| Total number of potentials | 2 |
| Number of connection types | 1 |
| Number of levels | 1 |
| Conductor entry direction to mating direction | 0 ° |

## Geometrical Data

| | |
|---|---|
| Pin spacing | 7.5 mm / 0.295 inch |
| Width | 27.3 mm / 1.075 inch |
| Height | 15 mm / 0.591 inch |
| Depth | 25.6 mm / 1.008 inch |

## Mechanical data

| | |
|---|---|
| Mounting type | Mounting flange |
| Type of mounting | Feed-through mounting<br>Panel mounting |

## Plug connection

| | |
|---|---|
| Contact type (pluggable connector) | Female connector/socket |
| Connector connection type | for conductors |
| Mismating protection | Yes |



WAGO Kontakttechnik GmbH & Co. KG
Hansastr. 27
32423 Minden
Phone: +49571 887-0 | Fax: +49571 887-169
Email: info.de@wago.com | Web: www.wago.com

## Material Data

| | |
|---|---|
| Color | light gray |
| Material group | I |
| Insulating material | Polyamide 66 (PA 66) |
| Flammability class per UL94 | V0 |
| Clamping spring material | Chrome nickel spring steel (CrNi) |
| Contact material | Copper alloy |
| Contact plating | tin-plated |
| Fire load | 0.106 MJ |
| Weight | 4.5 g |

## Environmental Requirements

| | |
|---|---|
| Limit temperature range | -60 … +100 °C |

## Commercial data

| | |
|---|---|
| Product Group | 3 (Multi Conn. System) |
| Packaging type | BOX |
| Country of origin | PL |
| GTIN | 4045454795337 |
| Customs Tariff No. | 85366990990 |

## Approvals / Certificates

### Country specific Approvals

| Logo | Approval | Additional Approval Text | Certificate name |
|---|---|---|---|
| | **CB**<br>DEKRA Certification B.V. | IEC 61984 | NL-39756 |
| | **KEMA/KEUR**<br>DEKRA Certification B.V. | EN 61984 | 2190761.01 |

### UL-Approvals

| Logo | Approval | Additional Approval Text | Certificate name |
|---|---|---|---|
| | **UR**<br>Underwriters Laboratories Inc. | UL 1059 | E45172 |

Subject to changes. Please also observe the further product documentation!

WAGO Kontakttechnik GmbH & Co. KG
Hansastr. 27
32423 Minden
Phone: +49571 887-0 | Fax: +49571 887-169
Email: info.de@wago.com | Web: www.wago.com

Do you have any questions about our products?
We are always happy to take your call at +49 (571) 887-44222.

| | | | |
|---|---|---|---|
| | UR<br>Underwriters Laboratories Inc. | UL 1977 | 20150318-<br>E45171 |

## Counterpart

| | | |
|---|---|---|
| | Item no.723-602<br>1-conductor male connector; 100% protected against mismating; 2.5 mm²; Pin spacing 7.5 mm; 2-pole; 2,50 mm²; light gray | www.wago.com/723-602 |
| | Item no.721-232/001-000<br>THT male header; 1.0 x 1.0 mm solder pin; straight; 100% protected against mismating; Pin spacing 7.5 mm; 2-pole; light gray | www.wago.com/721-232/001-000 |
| | Item no.721-832/001-000<br>THT male header; 1.0 x 1.0 mm solder pin; angled; 100% protected against mismating; Pin spacing 7.5 mm; 2-pole; light gray | www.wago.com/721-832/001-000 |

## Compatible products

| | | |
|---|---|---|
| **Strain relief plate** | | |
| | Item no.: 734-128<br>Strain relief plate; 12.5 mm wide; light gray | www.wago.com/734-128 |
| **tools** | | |
| | Item no.: 210-657<br>Operating tool; Blade: 3.5 x 0.5 mm; with a partially insulated shaft; short | www.wago.com/210-657 |
| | Item no.: 210-720<br>Operating tool; Blade: 3.5 x 0.5 mm; with a partially insulated shaft | www.wago.com/210-720 |
| **Insulation stop** | | |
| | Item no.: 231-671<br>Insulation stop; 0.25 - 0.5 mm²; light gray | www.wago.com/231-671 |

Subject to changes. Please also observe the further product documentation!

WAGO Kontakttechnik GmbH & Co. KG
Hansastr. 27
32423 Minden
Phone: +49571 887-0 | Fax: +49571 887-169
Email: info.de@wago.com | Web: www.wago.com

Do you have any questions about our products?
We are always happy to take your call at +49 (571) 887-44222.

| | | |
|---|---|---|
| | **Item no.: 231-672**<br>Insulation stop; 0.75 - 1 mm²; dark gray | www.wago.com/231-672 |

**ferrule**

| | | |
|---|---|---|
| | **Item no.: 216-101**<br>Ferrule; Sleeve for 0.5 mm² / AWG 22; uninsulated; electro-tin plated | www.wago.com/216-101 |
| | **Item no.: 216-102**<br>Ferrule; Sleeve for 0.75 mm² / AWG 20; uninsulated; electro-tin plated | www.wago.com/216-102 |
| | **Item no.: 216-103**<br>Ferrule; Sleeve for 1 mm² / AWG 18; uninsulated; electro-tin plated | www.wago.com/216-103 |
| | **Item no.: 216-104**<br>Ferrule; Sleeve for 1.5 mm² / AWG 16; uninsulated; electro-tin plated | www.wago.com/216-104 |
| | **Item no.: 216-106**<br>Ferrule; Sleeve for 2.5 mm² / AWG 14; uninsulated; electro-tin plated | www.wago.com/216-106 |
| | **Item no.: 216-121**<br>Ferrule; Sleeve for 0.5 mm² / AWG 22; uninsulated; electro-tin plated | www.wago.com/216-121 |
| | **Item no.: 216-122**<br>Ferrule; Sleeve for 0.75 mm² / AWG 20; uninsulated; electro-tin plated | www.wago.com/216-122 |
| | **Item no.: 216-123**<br>Ferrule; Sleeve for 1 mm² / AWG 18; uninsulated; electro-tin plated | www.wago.com/216-123 |
| | **Item no.: 216-124**<br>Ferrule; Sleeve for 1.5 mm² / AWG 16; uninsulated; electro-tin plated | www.wago.com/216-124 |
| | **Item no.: 216-131**<br>Ferrule; Sleeve for 0.25 mm² / AWG 24; uninsulated; electro-tin plated | www.wago.com/216-131 |
| | **Item no.: 216-132**<br>Ferrule; Sleeve for 0.34 mm² / AWG 24; uninsulated; electro-tin plated | www.wago.com/216-132 |
| | **Item no.: 216-141**<br>Ferrule; Sleeve for 0.5 mm² / 20 AWG; uninsulated; electro-tin plated; electrolytic copper; gastight crimped; acc. to DIN 46228, Part 1/08.92 | www.wago.com/216-141 |
|  | **Item no.: 216-142**<br>Ferrule; Sleeve for 0.75 mm² / 18 AWG; uninsulated; electro-tin plated; electrolytic copper; gastight crimped; acc. to DIN 46228, Part 1/08.92 | www.wago.com/216-142 |
|  | **Item no.: 216-143**<br>Ferrule; Sleeve for 1 mm² / AWG 18; uninsulated; electro-tin plated; electrolytic copper; gastight crimped; acc. to DIN 46228, Part 1/08.92 | www.wago.com/216-143 |
| | **Item no.: 216-144**<br>Ferrule; Sleeve for 1.5 mm² / AWG 16; uninsulated; electro-tin plated; electrolytic copper; gastight crimped; acc. to DIN 46228, Part 1/08.92 | www.wago.com/216-144 |
| | **Item no.: 216-151**<br>Ferrule; Sleeve for 0.25 mm² / AWG 24; uninsulated; electro-tin plated | www.wago.com/216-151 |



WAGO Kontakttechnik GmbH & Co. KG
Hansastr. 27
32423 Minden
Phone: +49571 887-0 | Fax: +49571 887-169
Email: info.de@wago.com | Web: www.wago.com

| | | |
|---|---|---|
| | **Item no.: 216-152**<br>Ferrule; Sleeve for 0.34 mm² / AWG 24; uninsulated; electro-tin plated | www.wago.com/216-152 |
| | **Item no.: 216-201**<br>Ferrule; Sleeve for 0.5 mm² / 20 AWG; insulated; electro-tin plated; white | www.wago.com/216-201 |
| | **Item no.: 216-202**<br>Ferrule; Sleeve for 0.75 mm² / 18 AWG; insulated; electro-tin plated; gray | www.wago.com/216-202 |
| | **Item no.: 216-203**<br>Ferrule; Sleeve for 1 mm² / AWG 18; insulated; electro-tin plated; red | www.wago.com/216-203 |
| | **Item no.: 216-204**<br>Ferrule; Sleeve for 1.5 mm² / AWG 16; insulated; electro-tin plated; black | www.wago.com/216-204 |
| | **Item no.: 216-221**<br>Ferrule; Sleeve for 0.5 mm² / 20 AWG; insulated; electro-tin plated; white | www.wago.com/216-221 |
| | **Item no.: 216-222**<br>Ferrule; Sleeve for 0.75 mm² / 18 AWG; insulated; electro-tin plated; gray | www.wago.com/216-222 |
| | **Item no.: 216-223**<br>Ferrule; Sleeve for 1 mm² / AWG 18; insulated; electro-tin plated; red | www.wago.com/216-223 |
| | **Item no.: 216-224**<br>Ferrule; Sleeve for 1.5 mm² / AWG 16; insulated; electro-tin plated; black | www.wago.com/216-224 |
| | **Item no.: 216-241**<br>Ferrule; Sleeve for 0.5 mm² / 20 AWG; insulated; electro-tin plated; electrolytic copper; gastight crimped; acc. to DIN 46228, Part 4/09.90; white | www.wago.com/216-241 |
| | **Item no.: 216-242**<br>Ferrule; Sleeve for 0.75 mm² / 18 AWG; insulated; electro-tin plated; electrolytic copper; gastight crimped; acc. to DIN 46228, Part 4/09.90; gray | www.wago.com/216-242 |
| | **Item no.: 216-243**<br>Ferrule; Sleeve for 1 mm² / AWG 18; insulated; electro-tin plated; electrolytic copper; gastight crimped; acc. to DIN 46228, Part 4/09.90; red | www.wago.com/216-243 |
| | **Item no.: 216-244**<br>Ferrule; Sleeve for 1.5 mm² / AWG 16; insulated; electro-tin plated; electrolytic copper; gastight crimped; acc. to DIN 46228, Part 4/09.90; black | www.wago.com/216-244 |
| | **Item no.: 216-262**<br>Ferrule; Sleeve for 0.75 mm² / 18 AWG; insulated; electro-tin plated; electrolytic copper; gastight crimped; acc. to DIN 46228, Part 4/09.90; gray | www.wago.com/216-262 |
| | **Item no.: 216-263**<br>Ferrule; Sleeve for 1 mm² / AWG 18; insulated; electro-tin plated; electrolytic copper; gastight crimped; acc. to DIN 46228, Part 4/09.90; red | www.wago.com/216-263 |
| | **Item no.: 216-264**<br>Ferrule; Sleeve for 1.5 mm² / AWG 16; insulated; electro-tin plated; electrolytic copper; gastight crimped; acc. to DIN 46228, Part 4/09.90; black | www.wago.com/216-264 |
| | **Item no.: 216-284**<br>Ferrule; Sleeve for 1.5 mm² / AWG 16; insulated; electro-tin plated; electrolytic copper; gastight crimped; acc. to DIN 46228, Part 4/09.90; black | www.wago.com/216-284 |

Subject to changes. Please also observe the further product documentation!

WAGO Kontakttechnik GmbH & Co. KG
Hansastr. 27
32423 Minden
Phone: +49571 887-0 | Fax: +49571 887-169
Email: info.de@wago.com | Web: www.wago.com

Do you have any questions about our products?
We are always happy to take your call at +49 (571) 887-44222.

| | | |
|---|---|---|
| | **Item no.: 216-301**<br>Ferrule; Sleeve for 0.25 mm² / AWG 24; insulated; electro-tin plated; yellow | www.wago.com/216-301 |
| | **Item no.: 216-302**<br>Ferrule; Sleeve for 0.34 mm² / 22 AWG; insulated; electro-tin plated; green | www.wago.com/216-302 |
| | **Item no.: 216-321**<br>Ferrule; Sleeve for 0.25 mm² / AWG 24; insulated; electro-tin plated; yellow | www.wago.com/216-321 |
| | **Item no.: 216-322**<br>Ferrule; Sleeve for 0.34 mm² / 22 AWG; insulated; electro-tin plated; green | www.wago.com/216-322 |
| **Marking accessories** | | |
| | **Item no.: 210-833**<br>Marking strips; on reel; 6 mm wide; plain; Self-adhesive; white | www.wago.com/210-833 |
| | **Item no.: 210-834**<br>Marking strips; on reel; 5 mm wide; plain; Self-adhesive; white | www.wago.com/210-834 |
| **Test Accessories** | | |
| | **Item no.: 210-136**<br>Test plug; 2 mm Ø; with 500 mm cable; red | www.wago.com/210-136 |
| | **Item no.: 231-662**<br>Test plugs for female connectors; for 7.5 mm and 7.62 mm pin spacing; 2,50 mm²; light gray | www.wago.com/231-662 |

## Downloads

### Documentation

**Additional Information**

| | | | |
|---|---|---|---|
| Technical explanations | Apr 3, 2019 | pdf<br>3.6 MB | Download |

## CAD/CAE-Data

**CAD data**

| | | |
|---|---|---|
| 2D/3D Models 2721-202/031-000 | URL | Download |

## Installation Notes

**Inserting a conductor**

Subject to changes. Please also observe the further product documentation!

WAGO Kontakttechnik GmbH & Co. KG
Hansastr. 27
32423 Minden
Phone: +49571 887-0 | Fax: +49571 887-169
Email: info.de@wago.com | Web: www.wago.com

Do you have any questions about our products?
We are always happy to take your call at +49 (571) 887-44222.



Inserting/removing a conductor via 3.5 mm screwdriver – Push-in CAGE CLAMP® actuation in mated condition.



Push-in termination of solid conductors or fine-stranded conductors with ferrule



## Marking




Labeling via direct marking or self-adhesive strips.

## Coding

Coding a female connector – removing coding finger(s).

**Assembly**

Male connector with strain relief plate



Strain relief housing shown with a male connector equipped with CAGE CLAMP®

## Product family

**MCS MIDI**
Learn more about the product family.

Show all products from the family

Subject to changes. Please also observe the further product documentation!

WAGO Kontakttechnik GmbH & Co. KG
Hansastr. 27
32423 Minden
Phone: +49571 887-0 | Fax: +49571 887-169
Email: info.de@wago.com | Web: www.wago.com

Do you have any questions about our products?
We are always happy to take your call at +49 (571) 887-44222.