


Data sheet | Item number: 267-173

Female connector; with direct ground contact; 3-pole; 1,00 mm²; white

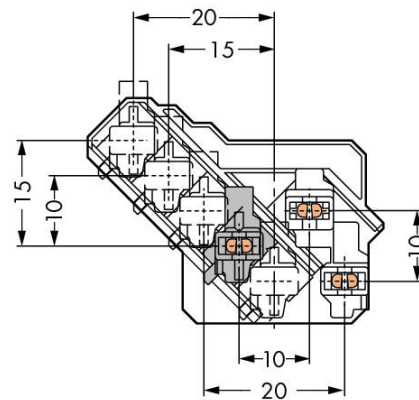
www.wago.com/267-173



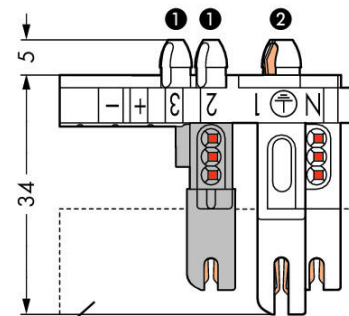
Subject to changes. Please also observe the further product documentation!

WAGO Kontakttechnik GmbH & Co. KG
Hansastr. 27
32423 Minden
Phone: +49571 887-0 | Fax: +49571 887-169
Email: info.de@wago.com | Web: www.wago.com

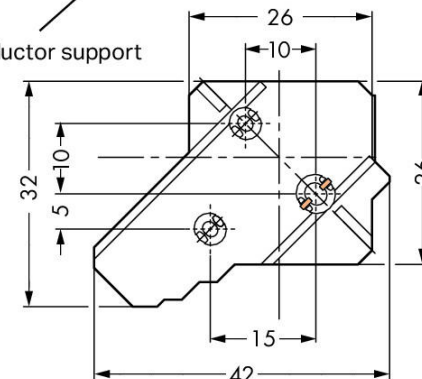
Do you have any questions about our products?
We are always happy to take your call at +49 (571) 887-44222.



for 0.6 ... 1.0 mm plate thickness



Conductor support



① Diameter of drilled hole: 4.2 mm

② Diameter of drilled hole: 5.2 mm

Drilled hole for direct ground contact must be free of varnish and oxide films.

Equipped with varnished metal plates upon request.

1) Diameter of drilled hole: 4.2 mm 2) Diameter of drilled hole: 5.2 mm Drilled hole for direct ground contact must be free of varnish and oxide films. Equipped with varnished metal plates upon request.

Item description

Subject to changes. Please also observe the further product documentation!

WAGO Kontakttechnik GmbH & Co. KG

Hansastr. 27

32423 Minden

Phone: +49571 887-0 | Fax: +49571 887-169

Email: info.de@wago.com | Web: www.wago.com

Do you have any questions about our products?

We are always happy to take your call at +49 (571) 887-44222.



- Flexible, modular 5- to 11-pole connector system
- Future system expansions possible
- Compact design

Data

Electrical data

Ratings per IEC/EN 60664-1

Rated voltage (III / 2)	500 V
Rated impulse voltage (III / 2)	4 kV
Rated current	6 A
Legend (ratings)	(III / 2) $\hat{=}$ Overvoltage category III / Pollution degree 2

Approvals per UL 1059

Approvals per	UL 1059
---------------	---------

Connection data

Connection technology	PUSH WIRE [®]
Strip length	8 mm / 0.31 inch
No. of poles	3
Number of connection types	1

Geometrical Data

Width	26 mm / 1.024 inch
Height from the surface	34 mm / 1.339 inch
Depth	42 mm / 1.654 inch

Material Data

Color	white
Material group	I
Insulating material	Polyamide 66 (PA 66)
Flammability class per UL94	V0
Clamping spring material	Chrome nickel spring steel (CrNi)
Contact material	Electrolytic copper (E _{Cu})

Subject to changes. Please also observe the further product documentation!

WAGO Kontakttechnik GmbH & Co. KG
 Hansastr. 27
 32423 Minden
 Phone: +49571 887-0 | Fax: +49571 887-169
 Email: info.de@wago.com | Web: www.wago.com

Do you have any questions about our products?
 We are always happy to take your call at +49 (571) 887-44222.

Contact plating	tin-plated
Fire load	0.146 MJ
Weight	7.1 g

Environmental Requirements



Temperature stability	105 °C
-----------------------	--------

Commercial data


Product Group	8 (Misc. Chassis Mount Blocks)
Packaging type	bag
Country of origin	PL
GTIN	4044918499736
Customs Tariff No.	85369010000

Approvals / Certificates

Country specific Approvals

Logo	Approval	Additional Approval Text	Certificate name
	CCA DEKRA Certification B.V.	EN 61984	NL-47718
	KEMA/KEUR DEKRA Certification B.V.	EN 61984	71- 100641
	VDE VDE Prüf- und Zertifizierungsinstitut	EN 61984	40032309

UL-Approvals

Logo	Approval	Additional Approval Text	Certificate name
	UL Underwriters Laboratories Inc.	UL 1977	20130910- E45171

Counterpart

Subject to changes. Please also observe the further product documentation!

WAGO Kontakttechnik GmbH & Co. KG
 Hansastr. 27
 32423 Minden
 Phone: +49571 887-0 | Fax: +49571 887-169
 Email: info.de@wago.com | Web: www.wago.com

Do you have any questions about our products?
 We are always happy to take your call at +49 (571) 887-44222.



Downloads

Documentation

Additional Information

Technical explanations	Apr 3, 2019	pdf 3.6 MB	Download
------------------------	-------------	---------------	----------

CAD/CAE-Data

CAD data

2D/3D Models 267-173	URL	Download
----------------------	-----	----------

CAE data

EPLAN Data Portal 267-173	URL	Download
---------------------------	-----	----------

Installation Notes

Subject to changes. Please also observe the further product documentation!