

Data sheet | Item number: 249-137

Test plug module; without locking device; modular; for 2-conductor terminal blocks; gray

www.wago.com/249-137



Subject to changes. Please also observe the further product documentation!

WAGO Kontakttechnik GmbH & Co. KG
Hansastr. 27
32423 Minden
Phone: +49571 887-0 | Fax: +49571 887-169
Email: info.de@wago.com | Web: www.wago.com

Do you have any questions about our products?
We are always happy to take your call at +49 (571) 887-44222.



Item description

Safety information 1:

Middle pressure, 2.2 N per pole

Data

Electrical data

Test voltage	48 V
Test current	0.5 A

Geometrical Data

Width	7 mm / 0.276 inch
Module width	7 mm / 0.276 inch

Material Data

Color	gray
Weight	1.1 g

Commercial data

Product Group	2 (Terminal Block Accessories)
Packaging type	BOX
Country of origin	DE
GTIN	4050821868927
Customs Tariff No.	85369010000

Counterpart

Compatible products

Test Accessories

Subject to changes. Please also observe the further product documentation!

Item no.: 210-136

Test plug; 2 mm Ø; with 500 mm cable; red

www.wago.com/210-136

Item no.: 210-137

Test plug; 2.3 mm Ø; with 500 mm cable; yellow

www.wago.com/210-137

Downloads

Documentation

Additional Information

Technical explanations	Apr 3, 2019	pdf 2.1 MB	Download
------------------------	-------------	---------------	----------


CAD/CAE-Data

CAE data

WSCAD Universe 249-137	URL	Download
------------------------	-----	----------

Installation Notes


Installation




Snapping individual modules together to assemble a multi-pole test plug module.

Testing

Subject to changes. Please also observe the further product documentation!



Testing via test plug modules snapped onto a terminal strip – wired or unwired. As touch contact is made with the CAGE CLAMP® (spring steel) unit, this testing type is limited to maximum 0.5 A.



Testing after the conductors have been terminated.

Distance between locking devices must be approximately 35 ... 40 mm.

Subject to changes. Please also observe the further product documentation!