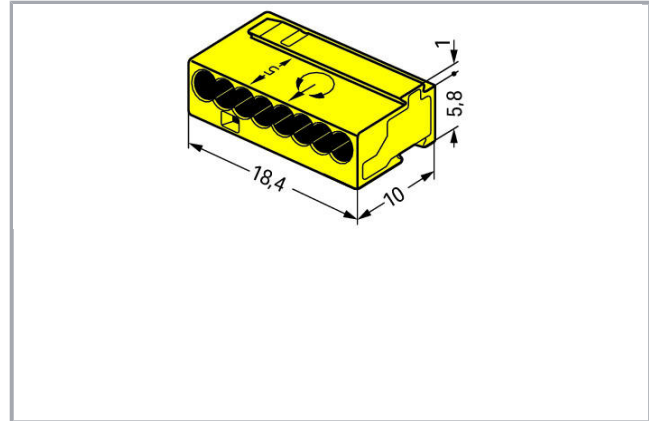


## Data sheet | Item number: 243-508

MICRO PUSH WIRE® connector for junction boxes; for solid conductors; 0.8 mm Ø; 8-conductor; light gray cover; Surrounding air temperature: max 60°C; yellow



[www.wago.com/243-508](http://www.wago.com/243-508)



### Item description

#### Safety information 1:

When using conductors of the same diameter, Ø 0.5 mm/24 AWG or Ø 1 mm/18 AWG are also possible.

### Data

#### Electrical data

#### Ratings per IEC/EN 60664-1

Ratings per	EN 60664
Rated voltage (II / 2)	100 V
Rated impulse voltage (II / 2)	1.5 kV
Rated current	6 A
Legend (ratings)	(II / 2) ≙ Overvoltage category II / Pollution degree 2

Subject to changes. Please also observe the further product documentation!

WAGO Kontakttechnik GmbH & Co. KG  
Hansastr. 27  
32423 Minden  
Phone: +49571 887-0 | Fax: +49571 887-169  
Email: [info.de@wago.com](mailto:info.de@wago.com) | Web: [www.wago.com](http://www.wago.com)

Do you have any questions about our products?  
We are always happy to take your call at +49 (571) 887-44222.



## Connection data

Connection technology	PUSH WIRE®
Actuation type	Push-in
Connectable conductor materials	Copper
Conductor diameter	0,6 ... 0,8 mm
Strip length	5 ... 6 mm / 0.2 ... 0.24 inch
Total number of connection points	8
Total number of potentials	1
Number of connection types	1
Number of levels	1
Type of wiring	Side-entry wiring

## Geometrical Data

Width	18,4 mm / 0.724 inch
Height	6,8 mm / 0.268 inch
Depth	10 mm / 0.394 inch

## Material Data

Color	yellow
Fire load	0.019 MJ
Weight	1.4 g

## Environmental Requirements

Surrounding air (operating) temperature	60 °C
Continuous operating temperature	105 °C

## Commercial data

Packaging type	BOX
Country of origin	DE
GTIN	4044918502726
Customs Tariff No.	85369010000





## Approvals / Certificates

### Country specific Approvals



Subject to changes. Please also observe the further product documentation!

WAGO Kontakttechnik GmbH & Co. KG  
 Hansastr. 27  
 32423 Minden  
 Phone: +49571 887-0 | Fax: +49571 887-169  
 Email: [info.de@wago.com](mailto:info.de@wago.com) | Web: [www.wago.com](http://www.wago.com)


Do you have any questions about our products?  
 We are always happy to take your call at +49 (571) 887-44222.

Logo	Approval	Additional Approval Text	Certificate name
	CCA DEKRA Certification B.V.	EN 60998	NTR NL 7486
	CSA DEKRA Certification B.V.	C22.2	70048857
	CSA DEKRA Certification B.V.	C22.2	70048857
	KEMA/KEUR DEKRA Certification B.V.	EN 60998	2193300.01

## Ship Approvals

Logo	Approval	Additional Approval Text	Certificate name
	ABS American Bureau of Shipping	-	18- HG1755093- PDA
	LR Lloyds Register	EN 60998	04/20013 (E8)

## UL-Approvals

Logo	Approval	Additional Approval Text	Certificate name
	UR Underwriters Laboratories Inc.	UL 1059	20190731- E45172

## Counterpart

Subject to changes. Please also observe the further product documentation!

WAGO Kontakttechnik GmbH & Co. KG  
 Hansastr. 27  
 32423 Minden  
 Phone: +49571 887-0 | Fax: +49571 887-169  
 Email: [info.de@wago.com](mailto:info.de@wago.com) | Web: [www.wago.com](http://www.wago.com)

Do you have any questions about our products?  
 We are always happy to take your call at +49 (571) 887-44222.

## Compatible products

### Marking accessories

Item no.: 210-332/575-103

Marking strips; as a DIN A4 sheet; MARKED; 1-12 (160x); Height of marker strip: 3 mm; Strip length 182 mm; Horizontal marking; Self-adhesive; white

[www.wago.com/210-332/575-103](http://www.wago.com/210-332/575-103)

### General accessories



Item no.: 243-112

Mounting carrier; for 4 connectors; 243 Series; for DIN-35 rail mounting/screw mounting; orange

[www.wago.com/243-112](http://www.wago.com/243-112)



Item no.: 243-113

Mounting carrier; for 6 connectors; 243 Series; for DIN-35 rail mounting/screw mounting; orange

[www.wago.com/243-113](http://www.wago.com/243-113)

## Downloads

### Documentation

#### Additional Information

Technical explanations

Apr 3, 2019

pdf  
2.1 MB

[Download](#)

## CAD/CAE-Data

### CAE data

EPLAN Data Portal 243-508

[URL](#)

[Download](#)

WSCAD Universe 243-508

[URL](#)

[Download](#)

## Installation Notes

### Conductor termination

Subject to changes. Please also observe the further product documentation!

WAGO Kontakttechnik GmbH & Co. KG

Hansastr. 27


32423 Minden

Phone: +49571 887-0 | Fax: +49571 887-169


Email: [info.de@wago.com](mailto:info.de@wago.com) | Web: [www.wago.com](http://www.wago.com)

Do you have any questions about our products?


We are always happy to take your call at +49 (571) 887-44222.



Strip solid conductors to 5 ... 6 mm (0.2 ... 0.24 inch).




Termination: Insert stripped solid conductor until it hits backstop.



Removal: Hold conductor to be removed and twist alternately left and right while pulling the connector.

### Installation




### Connector strips:

Assembling modular connectors into connector strips.


### Commoning

Subject to changes. Please also observe the further product documentation!




Commoned connector strips

### Testing



Testing via test ports opposite to conductor entry.

Subject to changes. Please also observe the further product documentation!



**WAGO's 243 Series MICRO PUSH WIRE®**  
Connectors for junction boxes can be used in both communication and alarm systems according to the VdS (German Association of Property Insurers) guidelines.

No general approval is given to PUSH WIRE® connectors by the VdS association. The connectors must be tested together with the different parts of the system.

The requirements for connectors are specified in the VdS guidelines for junction boxes (VdS 2116) in section 8.7: "The junction box connectors must be designed to guarantee a reliable and stable connection."

The verification of the fulfillment of these requirements is documented in the VDE test report No. 2574-1440-4031 for the insulated 243 Series PUSH WIRE® Connectors for junction boxes.

Subject to changes. Please also observe the further product documentation!