

Item description

- Suitable for cable clamp
- 1 x cable outlet (rear side)
- 1 x cable outlets, on side
- 1 Verschlusskappe liegt bei

Data

Electrical data

Ratings per IEC/EN 60664-1

Legend (ratings)

(III / 2) ≙ Overvoltage category III / Pollution degree 2

Subject to changes. Please also observe the further product documentation!

WAGO Kontakttechnik GmbH & Co. KG
Hansastr. 27
32423 Minden
Phone: +49571 887-0 | Fax: +49571 887-169
Email: info.de@wago.com | Web: www.wago.com

Do you have any questions about our products?
We are always happy to take your call at +49 (571) 887-44222.

Approvals per UL 1059

| | |
|---------------|---------|
| Approvals per | UL 1059 |
|---------------|---------|

Connection data

| | |
|----------------------------|---|
| No. of poles | 8 |
| Number of connection types | 1 |

Geometrical Data

| | |
|-------------|----------------------|
| Pin spacing | 5 mm / 0.197 inch |
| Width | 43 mm / 1.693 inch |
| Height | 17.5 mm / 0.689 inch |
| Depth | 54 mm / 2.126 inch |

Mechanical data

| | |
|----------|--|
| Suitable | for 1-conductor male and female connectors |
|----------|--|

Material Data


| | |
|-----------|----------|
| Color | gray |
| Fire load | 0.349 MJ |
| Weight | 11.6 g |

Commercial data


| | |
|--------------------|------------------------|
| Product Group | 3 (Multi Conn. System) |
| Packaging type | BOX |
| Country of origin | DE |
| GTIN | 4017332283069 |
| Customs Tariff No. | 85389099990 |

Approvals / Certificates


Country specific Approvals

| Logo | Approval | Additional Approval Text | Certificate name |
|--|---------------------------------|--------------------------|------------------|
|  | CSA DEKRA Certification B.V. | C22.2 | 1466354 |



Subject to changes. Please also observe the further product documentation!

| | | | |
|--|---------------------------------------|----------|------------|
|  | KEMA/KEUR DEKRA Certification B.V. | EN 61984 | 2190761.01 |
|--|---------------------------------------|----------|------------|

Ship Approvals

| Logo | Approval | Additional Approval Text | Certificate name |
|--|------------------------------------|--------------------------|---------------------------|
|  | ABS American Bureau of Shipping | - | 19- HG15869876- PDA |

UL-Approvals

| Logo | Approval | Additional Approval Text | Certificate name |
|---|--------------------------------------|--------------------------|---------------------|
|  | UL Underwriters Laboratories Inc. | UL 1059 | 20190731- E45172 |
|  | UR UL International Germany GmbH | UL 1977 | E45171 |

Counterpart

Compatible products

General accessories

| | |
|---|--|
| Item no.: 209-173 Fixing screw; for cable clamp; 7 or more poles | www.wago.com/209-173 |
| Item no.: 209-174 Cable clamp; for strain relief; 7 or more poles | www.wago.com/209-174 |

Marking accessories

| | |
|--|--|
| Item no.: 2009-115 WMB-Inline; for Smart Printer; 1500 pieces on roll; stretchable 5 - 5.2 mm; plain; snap-on type; white | www.wago.com/2009-115 |
| Item no.: 2009-115/000-002 WMB-Inline; for Smart Printer; 1500 pieces on roll; stretchable 5 - 5.2 mm; plain; snap-on type; yellow | www.wago.com/2009-115/000-002 |

Subject to changes. Please also observe the further product documentation!

WAGO Kontakttechnik GmbH & Co. KG
Hansastr. 27
32423 Minden
Phone: +49571 887-0 | Fax: +49571 887-169
Email: info.de@wago.com | Web: www.wago.com

Do you have any questions about our products?
We are always happy to take your call at +49 (571) 887-44222.



Item no.: 2009-115/000-006 www.wago.com/2009-115/000-006
WMB-Inline; for Smart Printer; 1500 pieces on roll; stretchable 5 - 5.2 mm; plain; snap-on type; white

Item no.: 2009-115/000-007 www.wago.com/2009-115/000-007
WMB-Inline; for Smart Printer; 1500 pieces on roll; stretchable 5 - 5.2 mm; plain; snap-on type; gray

Item no.: 2009-115/000-012 www.wago.com/2009-115/000-012
WMB-Inline; for Smart Printer; 1500 pieces on roll; stretchable 5 - 5.2 mm; plain; snap-on type; white



Item no.: 2009-115/000-017 www.wago.com/2009-115/000-017
WMB-Inline; for Smart Printer; 1500 pieces on roll; stretchable 5 - 5.2 mm; plain; snap-on type; white



Item no.: 2009-115/000-023 www.wago.com/2009-115/000-023
WMB-Inline; for Smart Printer; 1500 pieces on roll; stretchable 5 - 5.2 mm; plain; snap-on type; green



Item no.: 2009-115/000-024 www.wago.com/2009-115/000-024
WMB-Inline; for Smart Printer; 1500 pieces on roll; stretchable 5 - 5.2 mm; plain; snap-on type; white



Item no.: 793-501 www.wago.com/793-501
WMB marking card; as card; not stretchable; plain; snap-on type; white



Item no.: 793-501/000-002 www.wago.com/793-501/000-002
WMB marking card; as card; not stretchable; plain; snap-on type; yellow



Item no.: 793-501/000-005 www.wago.com/793-501/000-005
WMB marking card; as card; not stretchable; plain; snap-on type; red



Item no.: 793-501/000-006 www.wago.com/793-501/000-006
WMB marking card; as card; not stretchable; plain; snap-on type; blue



Item no.: 793-501/000-007 www.wago.com/793-501/000-007
WMB marking card; as card; not stretchable; plain; snap-on type; gray



Item no.: 793-501/000-012 www.wago.com/793-501/000-012
WMB marking card; as card; not stretchable; plain; snap-on type; orange



Item no.: 793-501/000-017 www.wago.com/793-501/000-017
WMB marking card; as card; not stretchable; plain; snap-on type; light green

Subject to changes. Please also observe the further product documentation!



Item no.: 793-501/000-023
WMB marking card; as card; not stretchable; plain; snap-on type; green

www.wago.com/793-501/000-023



Item no.: 793-501/000-024
WMB marking card; as card; not stretchable; plain; snap-on type; violet

www.wago.com/793-501/000-024



Item no.: 793-5501
WMB marking card; as card; for terminal block width 5 - 17.5 mm; stretchable 5 - 5.2 mm; plain; snap-on type; white

www.wago.com/793-5501

Item no.: 793-5501/000-002
WMB marking card; as card; for terminal block width 5 - 17.5 mm; stretchable 5 - 5.2 mm; plain; snap-on type; yellow

www.wago.com/793-5501/000-002

Item no.: 793-5501/000-005
WMB marking card; as card; for terminal block width 5 - 17.5 mm; stretchable 5 - 5.2 mm; plain; snap-on type; red

www.wago.com/793-5501/000-005



Item no.: 793-5501/000-006
WMB marking card; as card; for terminal block width 5 - 17.5 mm; stretchable 5 - 5.2 mm; plain; snap-on type; blue

www.wago.com/793-5501/000-006



Item no.: 793-5501/000-007
WMB marking card; as card; for terminal block width 5 - 17.5 mm; stretchable 5 - 5.2 mm; plain; snap-on type; gray

www.wago.com/793-5501/000-007



Item no.: 793-5501/000-012
WMB marking card; as card; for terminal block width 5 - 17.5 mm; stretchable 5 - 5.2 mm; plain; snap-on type; orange

www.wago.com/793-5501/000-012



Item no.: 793-5501/000-014
WMB marking card; as card; for terminal block width 5 - 17.5 mm; stretchable 5 - 5.2 mm; plain; snap-on type; brown

www.wago.com/793-5501/000-014



Item no.: 793-5501/000-017
WMB marking card; as card; for terminal block width 5 - 17.5 mm; stretchable 5 - 5.2 mm; plain; snap-on type; green

www.wago.com/793-5501/000-017



Item no.: 793-5501/000-023
WMB marking card; as card; for terminal block width 5 - 17.5 mm; stretchable 5 - 5.2 mm; plain; snap-on type; light green

www.wago.com/793-5501/000-023



Item no.: 793-5501/000-024
WMB marking card; as card; for terminal block width 5 - 17.5 mm; stretchable 5 - 5.2 mm; plain; snap-on type; violet

www.wago.com/793-5501/000-024

Downloads

Documentation

Additional Information

Subject to changes. Please also observe the further product documentation!

WAGO Kontakttechnik GmbH & Co. KG
Hansastr. 27
32423 Minden
Phone: +49571 887-0 | Fax: +49571 887-169
Email: info.de@wago.com | Web: www.wago.com

Do you have any questions about our products?
We are always happy to take your call at +49 (571) 887-44222.

Technical explanations

Apr 3, 2019

pdf
3.6 MB

[Download](#)

CAD/CAE-Data

CAD data

2D/3D Models 232-608

[URL](#)

[Download](#)

CAE data


EPLAN Data Portal 232-608

[URL](#)

[Download](#)

Installation Notes


Assembly



Snapping a cover into the unused cable outlet.


Assembly

Subject to changes. Please also observe the further product documentation!



Strain relief housing shown with a male connector equipped with CAGE CLAMP®

Assembly



Disassembling a strain relief housing is only possible using an operating tool (e.g., 210-719).

Subject to changes. Please also observe the further product documentation!