


Data sheet | Item number: 231-903

Comb-style jumper bar; 3-way; suitable for 231 Series female connectors; with 5 mm pin spacing; insulated; gray

www.wago.com/231-903



Data

Electrical data

Ratings per IEC/EN 60664-1

Ratings per	IEC/EN 60664-1
Rated voltage (III / 2)	320 V
Rated impulse voltage (III / 2)	4 kV
Rated current	16 A
Legend (ratings)	(III / 2) $\hat{=}$ Overvoltage category III / Pollution degree 2

Approvals per UL 1059

Approvals per	UL 1059
---------------	---------

Connection data

No. of poles	3
Number of connection types	1

Subject to changes. Please also observe the further product documentation!

WAGO Kontakttechnik GmbH & Co. KG
Hansastr. 27
32423 Minden
Phone: +49571 887-0 | Fax: +49571 887-169
Email: info.de@wago.com | Web: www.wago.com

Do you have any questions about our products?
We are always happy to take your call at +49 (571) 887-44222.

Geometrical Data

Pin spacing	5/5,08 mm / 0.197/0.2 inch
Width	15,3 mm / 0.602 inch
Depth	6,15 mm / 0.242 inch

Mechanical data

Suitable	for male and female connectors with CAGE CLAMP®
----------	-------------------------------------------------

Material Data


Color	gray
Material group	I
Insulating material	Polyamide 66 (PA 66)
Flammability class per UL94	V0
Fire load	0.007 MJ
Weight	0.7 g

Commercial data

Product Group	3 (Multi Conn. System)
Packaging type	BOX
Country of origin	DE
GTIN	4045454565848
Customs Tariff No.	85366990990

Approvals / Certificates

Country specific Approvals

Logo	Approval	Additional Approval Text	Certificate name
	CSA DEKRA Certification B.V.	C22.2	1466354

Counterpart

Subject to changes. Please also observe the further product documentation!

WAGO Kontakttechnik GmbH & Co. KG
 Hansastr. 27
 32423 Minden
 Phone: +49571 887-0 | Fax: +49571 887-169
 Email: info.de@wago.com | Web: www.wago.com

Do you have any questions about our products?
 We are always happy to take your call at +49 (571) 887-44222.

Downloads

Documentation

Additional Information

Technical explanations


Apr 3, 2019

pdf
3.6 MB

Download

Installation Notes

Assembly




Notice:

Insert jumper bar according to direction of symbols.

□ symbol correlates to the direction of the operating slot.

Assembly

Subject to changes. Please also observe the further product documentation!




Notice:

Insert jumper bar according to direction of symbols.

○ symbol correlates to the direction of the conductor entry.

Coding



Custom comb-style jumper bars are created by breaking off jumper contacts (3 contacts and more).


Assembly

Subject to changes. Please also observe the further product documentation!




Notice: Comb-style jumper bars reduce the conductor cross-section to 1.5 mm² "s" + "f-st."

Assembly



Operating tool for 231-902 Comb-Style Jumper Bars

Application



Both male and female connectors can be pre-assembled with comb-style jumper bars upon request.

Subject to changes. Please also observe the further product documentation!