

Data sheet | Item number: 231-540/001-000

THT male header; 1.0 x 1.0 mm solder pin; angled; Pin spacing 5.08 mm; 10-pole; orange



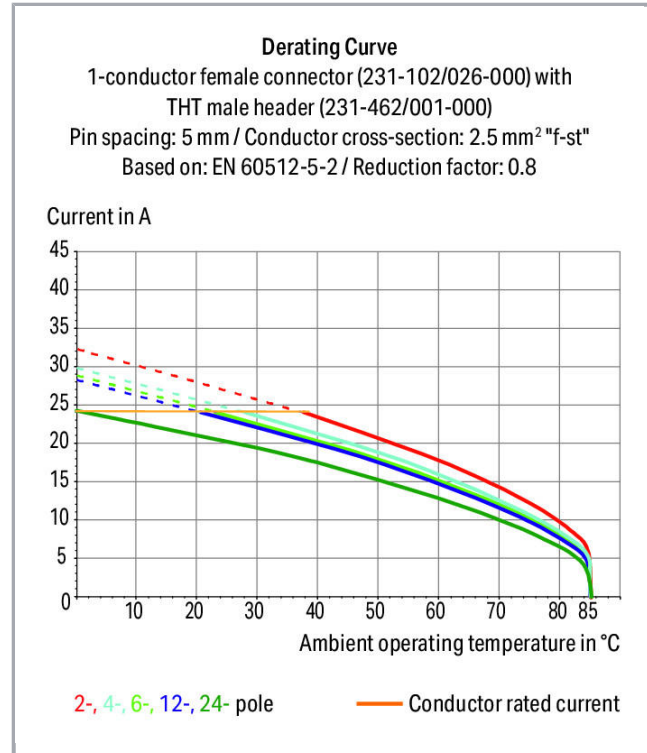
www.wago.com/231-540/001-000



RoHS  Compliant



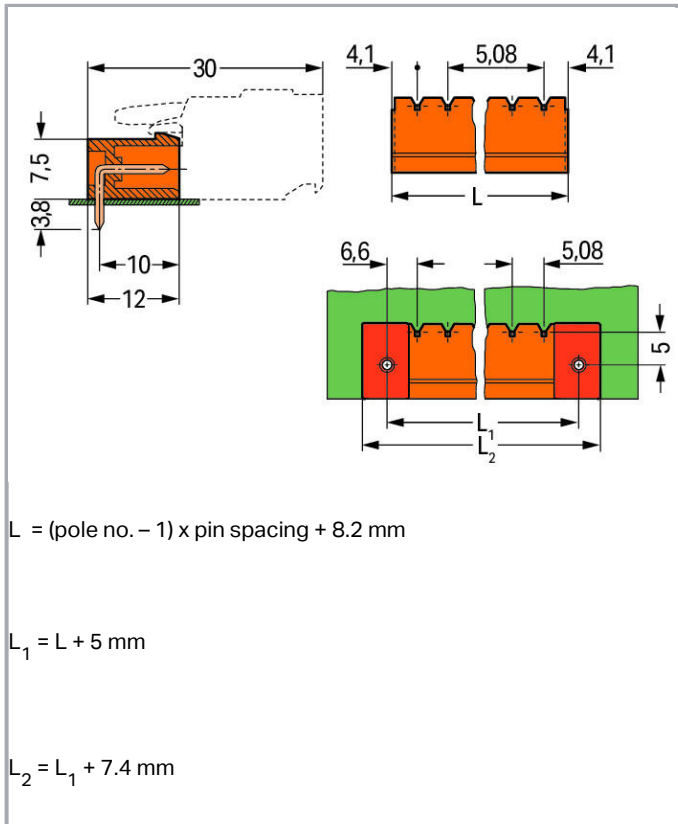
Color: 



Subject to changes. Please also observe the further product documentation!

WAGO Kontakttechnik GmbH & Co. KG
Hansastr. 27
32423 Minden
Phone: +49571 887-0 | Fax: +49571 887-169
Email: info.de@wago.com | Web: www.wago.com

Do you have any questions about our products?
We are always happy to take your call at +49 (571) 887-44222.



Item description

- Horizontal or vertical PCB mounting via straight or angled solder pins
- Pin cross-section: 1 x 1 mm
- With coding fingers

Safety information 1:

The *MULTI CONNECTION SYSTEM (MCS)* is designed without breaking capacity for compliance with DIN EN 61984. When used as intended, MCS Connectors shall not be connected/disconnected when live or under load. The circuit design should ensure header pins, which can be touched, are not live when unmated.

Data

Electrical data

Ratings per IEC/EN 60664-1

Ratings per	IEC/EN 60664-1
Rated voltage (III / 3)	320 V

Subject to changes. Please also observe the further product documentation!



Rated impulse voltage (III / 3)	4 kV
Rated voltage (III / 2)	320 V
Rated impulse voltage (III / 2)	4 kV
Rated voltage (II / 2)	630 V
Rated impulse voltage (II / 2)	4 kV
Rated current	12 A
Legend (ratings)	(III / 2) $\hat{=}$ Overvoltage category III / Pollution degree 2

Approvals per UL 1059

Rated voltage UL (Use Group B)	300 V
Rated current UL (Use Group B)	10 A
Rated voltage UL (Use Group D)	300 V
Rated current UL (Use Group D)	10 A
Approvals per	UL 1059

Approvals per UL 1977

Rated voltage per UL 1977 (factory wiring only)	600 V
Rated current per UL 1977 (factory wiring only)	10 A

Approvals per CSA

Rated voltage CSA (Use Group B)	300 V
Rated current CSA (Use Group B)	10 A
Rated voltage CSA (Use Group D)	300 V
Rated current CSA (Use Group D)	10 A

Connection data

No. of poles	10
Total number of potentials	10
Number of connection types	1
Number of levels	1

Geometrical Data

Pin spacing	5.08 mm / 0.2 inch
Width	53.92 mm / 2.123 inch
Height	12.2 mm / 0.48 inch
Height from the surface	8.4 mm / 0.331 inch

Subject to changes. Please also observe the further product documentation!

WAGO Kontakttechnik GmbH & Co. KG
 Hansastr. 27
 32423 Minden
 Phone: +49571 887-0 | Fax: +49571 887-169
 Email: info.de@wago.com | Web: www.wago.com

Do you have any questions about our products?
 We are always happy to take your call at +49 (571) 887-44222.



Depth	12 mm / 0.472 inch
Solder pin length	3.8 mm
Solder pin dimensions	1 x 1 mm
Drilled hole diameter (tolerance)	1.4 ^(+0.1) mm

Plug connection

Contact type (pluggable connector)	Male connector/plug
Connector connection type	for PCBs
Mismating protection	No
Mating direction to the PCB	0°

PCB contact

PCB contact	THT
Solder pin arrangement	over the entire male connector, in line
Number of solder pins per potential	1

Material Data

Color	orange
Material group	I
Insulating material	Polyamide 66 (PA 66)
Flammability class per UL94	V0
Contact material	Electrolytic copper (E _{Cu})
Contact plating	tin-plated
Fire load	0.059 MJ
Weight	3.2 g

Environmental Requirements

Limit temperature range	-60 ... +100 °C
-------------------------	-----------------

Commercial data

Product Group	3 (Multi Conn. System)
Packaging type	BOX
Country of origin	PL
GTIN	4044918867184
Customs Tariff No.	85366990990



Subject to changes. Please also observe the further product documentation!

WAGO Kontakttechnik GmbH & Co. KG
 Hansastr. 27
 32423 Minden
 Phone: +49571 887-0 | Fax: +49571 887-169
 Email: info.de@wago.com | Web: www.wago.com


Do you have any questions about our products?
 We are always happy to take your call at +49 (571) 887-44222.

Approvals / Certificates



Country specific Approvals

Logo	Approval	Additional Approval Text	Certificate name
	CB DEKRA Certification B.V.	IEC 61984	NL-39756
	CSA DEKRA Certification B.V.	C22.2	1466354
	KEMA/KEUR DEKRA Certification B.V.	EN 61984	2190761.01



Ship Approvals

Logo	Approval	Additional Approval Text	Certificate name
	ABS American Bureau of Shipping	-	19- HG1869876- PDA











UL-Approvals

Logo	Approval	Additional Approval Text	Certificate name
	UL UL International Germany GmbH	UL 1977	E45171
	UR Underwriters Laboratories Inc.	UL 1059	E45172

Counterpart


	Item no.231-310/026-000 1-conductor female plug; 2.5 mm ² ; Pin spacing 5.08 mm; 10-pole; 2,50 mm ² ; orange	www.wago.com/231-310/026-000
	Item no.231-2310/026-000 2-conductor female connector; 2.5 mm ² ; Pin spacing 5.08 mm; 10-pole; 2,50 mm ² ; orange	www.wago.com/231-2310/026-000

Subject to changes. Please also observe the further product documentation!

	Item no.231-2310/037-000 2-conductor female connector; Locking lever; 2.5 mm ² ; Pin spacing 5.08 mm; 10-pole; 2,50 mm ² ; orange	www.wago.com/231-2310/037-000
	Item no.2231-310/026-000 1-conductor female plug; push-button; 2.5 mm ² ; Pin spacing 5.08 mm; 10-pole; 2,50 mm ² ; orange	www.wago.com/2231-310/026-000
	Item no.2231-310/031-000 1-conductor female plug; push-button; clamping collar; 2.5 mm ² ; Pin spacing 5.08 mm; 10-pole; 2,50 mm ² ; orange	www.wago.com/2231-310/031-000
	Item no.2231-310/037-000 1-conductor female plug; push-button; Locking lever; 2.5 mm ² ; Pin spacing 5.08 mm; 10-pole; 2,50 mm ² ; orange	www.wago.com/2231-310/037-000
	Item no.2231-310/102-000 1-conductor female plug; push-button; with integrated end plate; 2.5 mm ² ; Pin spacing 5.08 mm; 10-pole; 2,50 mm ² ; orange	www.wago.com/2231-310/102-000
	Item no.231-310/027-000 1-conductor female plug; clamping collar; 2.5 mm ² ; Pin spacing 5.08 mm; 10-pole; 2,50 mm ² ; orange	www.wago.com/231-310/027-000
	Item no.231-310/031-000 1-conductor female plug; clamping collar; 2.5 mm ² ; Pin spacing 5.08 mm; 10-pole; 2,50 mm ² ; orange	www.wago.com/231-310/031-000
	Item no.231-310/037-000 1-conductor female plug; Locking lever; 2.5 mm ² ; Pin spacing 5.08 mm; 10-pole; 2,50 mm ² ; orange	www.wago.com/231-310/037-000
	Item no.231-310/102-000 1-conductor female plug; with integrated end plate; 2.5 mm ² ; Pin spacing 5.08 mm; 10-pole; 2,50 mm ² ; orange	www.wago.com/231-310/102-000
	Item no.232-310/026-000 1-conductor female plug; angled; 2.5 mm ² ; Pin spacing 5.08 mm; 10-pole; 2,50 mm ² ; orange	www.wago.com/232-310/026-000
	Item no.232-410/026-000 1-conductor female plug; angled; 2.5 mm ² ; Pin spacing 5.08 mm; 10-pole; 2,50 mm ² ; orange	www.wago.com/232-410/026-000

Compatible products

Marking accessories

	Item no.: 210-833 Marking strips; on reel; 6 mm wide; plain; Self-adhesive; white	www.wago.com/210-833
--	---	--

Subject to changes. Please also observe the further product documentation!

Item no.: 210-834

Marking strips; on reel; 5 mm wide; plain; Self-adhesive; white

www.wago.com/210-834

Coding

Item no.: 231-129

Coding key; snap-on type; light gray

www.wago.com/231-129



Item no.: 231-500

Spacer; for formation of groups; light gray

www.wago.com/231-500

Downloads

Documentation

Additional Information

Technical explanations	Apr 3, 2019	pdf 3.6 MB	Download
------------------------	-------------	---------------	----------

CAD/CAE-Data

CAD data

2D/3D Models 231-540/001-000	URL	Download
------------------------------	-----	----------

CAE data

EPLAN Data Portal 231-540/001-000	URL	Download
-----------------------------------	-----	----------

PCB Design

Symbol and Footprint 231-540/001-000	URL	Download
--------------------------------------	-----	----------

CAX data for your PCB design, consisting of "schematic symbols and PCB footprints", allow easy integration of the WAGO component into your development environment.

Supported formats:

- Accel EDA 14 & 15
- Altium 6 to current version
- Cadence Allegro
- DesignSpark
- Eagle Libraries
- KiCad
- Mentor Graphics BoardStation
- Mentor Graphics Design Architect
- Mentor Graphics Design Expedition 99 and 2000


—
Subject to changes. Please also observe the further product documentation!

- OrCAD 9.X PCB and Capture
- PADS PowerPCB 3, 3.5, 4.X, and 5.X
- PADS PowerPCB and PowerLogic 3.0
- PCAD 2000, 2001, 2002, 2004, and 2006
- Pulsonix 8.5 or newer
- STL
- 3D STEP
- TARGET 3001!
- View Logic ViewDraw
- Quadcept
- Zuken CadStar 3 and 4
- Zuken CR-5000 and CR-8000

PCB Component Libraries (EDA), PCB CAD Library Ultra Librarian

Installation Notes

Coding



Coding a male header – fitting coding key(s).

Product family

<i>MCS</i> MIDI Classic

[Learn more about the product family.](#)

[Show all products from the family](#)

Subject to changes. Please also observe the further product documentation!