


Data sheet | Item number: 231-343/001-000

THT male header; 1.0 x 1.0 mm solder pin; straight; Pin spacing 5.08 mm; 13-pole; orange



[www.wago.com/231-343/001-000](http://www.wago.com/231-343/001-000)



Subject to changes. Please also observe the further product documentation!

WAGO Kontakttechnik GmbH & Co. KG  
Hansastr. 27  
32423 Minden  
Phone: +49571 887-0 | Fax: +49571 887-169  
Email: [info.de@wago.com](mailto:info.de@wago.com) | Web: [www.wago.com](http://www.wago.com)

Do you have any questions about our products?  
We are always happy to take your call at +49 (571) 887-44222.



### Item description

- Horizontal or vertical PCB mounting via straight or angled solder pins
- Pin cross-section: 1 x 1 mm
- With coding fingers

### Safety information 1:

The *MULTI CONNECTION SYSTEM (MCS)* is designed without breaking capacity for compliance with DIN EN 61984. When used as intended, MCS Connectors shall not be connected/disconnected when live or under load. The circuit design should ensure header pins, which can be touched, are not live when unmated.

### Data

#### Electrical data

#### Ratings per IEC/EN 60664-1

Ratings per	IEC/EN 60664-1
Rated voltage (III / 3)	320 V
Rated impulse voltage (III / 3)	4 kV
Rated voltage (III / 2)	320 V
Rated impulse voltage (III / 2)	4 kV
Rated voltage (II / 2)	630 V
Rated impulse voltage (II / 2)	4 kV
Rated current	12 A
Legend (ratings)	(III / 2) ≙ Overvoltage category III / Pollution degree 2

Subject to changes. Please also observe the further product documentation!



### Approvals per UL 1059

Rated voltage UL (Use Group B)	300 V
Rated current UL (Use Group B)	10 A
Rated voltage UL (Use Group D)	300 V
Rated current UL (Use Group D)	10 A
Approvals per	UL 1059

### Approvals per UL 1977

Rated voltage per UL 1977 (factory wiring only)	600 V
Rated current per UL 1977 (factory wiring only)	10 A

### Approvals per CSA

Rated voltage CSA (Use Group B)	300 V
Rated current CSA (Use Group B)	10 A
Rated voltage CSA (Use Group D)	300 V
Rated current CSA (Use Group D)	10 A

### Connection data

No. of poles	13
Total number of potentials	13
Number of connection types	1
Number of levels	1

### Geometrical Data

Pin spacing	5.08 mm / 0.2 inch
Width	69.16 mm / 2.723 inch
Height	17 mm / 0.669 inch
Height from the surface	12 mm / 0.472 inch
Depth	8.4 mm / 0.331 inch
Solder pin length	5 mm
Solder pin dimensions	1 x 1 mm
Drilled hole diameter (tolerance)	1.4 <sup>(+0.1)</sup> mm

### Plug connection

Contact type (pluggable connector)	Male connector/plug
------------------------------------	---------------------

Subject to changes. Please also observe the further product documentation!



Connector connection type	for PCBs
Mismating protection	No
Mating direction to the PCB	90°

### PCB contact

PCB contact	THT
Solder pin arrangement	over the entire male connector, in line
Number of solder pins per potential	1

### Material Data

Color	orange
Material group	I
Insulating material	Polyamide 66 (PA 66)
Flammability class per UL94	V0
Contact material	Electrolytic copper (E <sub>Cu</sub> )
Contact plating	tin-plated
Fire load	0.075 MJ
Weight	4.2 g

### Environmental Requirements

Limit temperature range	-60 ... +100 °C
-------------------------	-----------------

### Commercial data

Product Group	3 (Multi Conn. System)
Packaging type	BOX
Country of origin	PL
GTIN	4044918865661
Customs Tariff No.	85366990990

### Approvals / Certificates

#### Country specific Approvals

Logo	Approval	Additional Approval Text	Certificate name
	<b>CB</b> DEKRA Certification B.V.	IEC 61984	NL-39756
	<b>CSA</b> DEKRA Certification B.V.	C22.2	1466354

Subject to changes. Please also observe the further product documentation!

WAGO Kontakttechnik GmbH & Co. KG  
 Hansastr. 27  
 32423 Minden  
 Phone: +49571 887-0 | Fax: +49571 887-169  
 Email: [info.de@wago.com](mailto:info.de@wago.com) | Web: [www.wago.com](http://www.wago.com)

Do you have any questions about our products?  
 We are always happy to take your call at +49 (571) 887-44222.




KEMA/KEUR  
DEKRA Certification B.V.



EN 61984

2190761.01






### Ship Approvals

Logo	Approval	Additional Approval Text	Certificate name
	<b>ABS</b> American Bureau of Shipping	-	19- HG1869876- PDA

### UL-Approvals

Logo	Approval	Additional Approval Text	Certificate name
	<b>UL</b> UL International Germany GmbH	UL 1977	E45171
	<b>UR</b> Underwriters Laboratories Inc.	UL 1059	E45172

### Counterpart

	<b>Item no.231-313/026-000</b> 1-conductor female plug; 2.5 mm <sup>2</sup> ; Pin spacing 5.08 mm; 13-pole; 2,50 mm <sup>2</sup> ; orange	<a href="http://www.wago.com/231-313/026-000">www.wago.com/231-313/026-000</a>
	<b>Item no.231-2313/026-000</b> 2-conductor female connector; 2.5 mm <sup>2</sup> ; Pin spacing 5.08 mm; 13-pole; 2,50 mm <sup>2</sup> ; orange	<a href="http://www.wago.com/231-2313/026-000">www.wago.com/231-2313/026-000</a>
	<b>Item no.231-2313/037-000</b> 2-conductor female connector; Locking lever; 2.5 mm <sup>2</sup> ; Pin spacing 5.08 mm; 13-pole; 2,50 mm <sup>2</sup> ; orange	<a href="http://www.wago.com/231-2313/037-000">www.wago.com/231-2313/037-000</a>
	<b>Item no.2231-313/026-000</b> 1-conductor female plug; push-button; 2.5 mm <sup>2</sup> ; Pin spacing 5.08 mm; 13-pole; 2,50 mm <sup>2</sup> ; orange	<a href="http://www.wago.com/2231-313/026-000">www.wago.com/2231-313/026-000</a>
	<b>Item no.2231-313/031-000</b>	<a href="http://www.wago.com/2231-313">www.wago.com/2231-313</a>

Subject to changes. Please also observe the further product documentation!


WAGO Kontakttechnik GmbH & Co. KG  
Hansastr. 27  
32423 Minden  
Phone: +49571 887-0 | Fax: +49571 887-169  
Email: [info.de@wago.com](mailto:info.de@wago.com) | Web: [www.wago.com](http://www.wago.com)

Do you have any questions about our products?  
We are always happy to take your call at +49 (571) 887-44222.

	1-conductor female plug; push-button; clamping collar; 2.5 mm <sup>2</sup> ; Pin spacing 5.08 mm; 13-pole; 2,50 mm <sup>2</sup> ; orange	/031-000
	<b>Item no.2231-313/037-000</b> 1-conductor female plug; push-button; Locking lever; 2.5 mm <sup>2</sup> ; Pin spacing 5.08 mm; 13-pole; 2,50 mm <sup>2</sup> ; orange	<a href="http://www.wago.com/2231-313/037-000">www.wago.com/2231-313/037-000</a>
	<b>Item no.2231-313/102-000</b> 1-conductor female plug; push-button; with integrated end plate; 2.5 mm <sup>2</sup> ; Pin spacing 5.08 mm; 13-pole; 2,50 mm <sup>2</sup> ; orange	<a href="http://www.wago.com/2231-313/102-000">www.wago.com/2231-313/102-000</a>
	<b>Item no.231-313/027-000</b> 1-conductor female plug; clamping collar; 2.5 mm <sup>2</sup> ; Pin spacing 5.08 mm; 13-pole; 2,50 mm <sup>2</sup> ; orange	<a href="http://www.wago.com/231-313/027-000">www.wago.com/231-313/027-000</a>
	<b>Item no.231-313/031-000</b> 1-conductor female plug; clamping collar; 2.5 mm <sup>2</sup> ; Pin spacing 5.08 mm; 13-pole; 2,50 mm <sup>2</sup> ; orange	<a href="http://www.wago.com/231-313/031-000">www.wago.com/231-313/031-000</a>
	<b>Item no.231-313/037-000</b> 1-conductor female plug; Locking lever; 2.5 mm <sup>2</sup> ; Pin spacing 5.08 mm; 13-pole; 2,50 mm <sup>2</sup> ; orange	<a href="http://www.wago.com/231-313/037-000">www.wago.com/231-313/037-000</a>
	<b>Item no.231-313/102-000</b> 1-conductor female plug; with integrated end plate; 2.5 mm <sup>2</sup> ; Pin spacing 5.08 mm; 13-pole; 2,50 mm <sup>2</sup> ; orange	<a href="http://www.wago.com/231-313/102-000">www.wago.com/231-313/102-000</a>
	<b>Item no.232-313/026-000</b> 1-conductor female plug; angled; 2.5 mm <sup>2</sup> ; Pin spacing 5.08 mm; 13-pole; 2,50 mm <sup>2</sup> ; orange	<a href="http://www.wago.com/232-313/026-000">www.wago.com/232-313/026-000</a>
	<b>Item no.232-413/026-000</b> 1-conductor female plug; angled; 2.5 mm <sup>2</sup> ; Pin spacing 5.08 mm; 13-pole; 2,50 mm <sup>2</sup> ; orange	<a href="http://www.wago.com/232-413/026-000">www.wago.com/232-413/026-000</a>

## Compatible products

### Marking accessories

	<b>Item no.: 210-833</b> Marking strips; on reel; 6 mm wide; plain; Self-adhesive; white	<a href="http://www.wago.com/210-833">www.wago.com/210-833</a>
	<b>Item no.: 210-834</b> Marking strips; on reel; 5 mm wide; plain; Self-adhesive; white	<a href="http://www.wago.com/210-834">www.wago.com/210-834</a>

### Coding

	<b>Item no.: 231-129</b> Coding key; snap-on type; light gray	<a href="http://www.wago.com/231-129">www.wago.com/231-129</a>
--	--	--

Subject to changes. Please also observe the further product documentation!



Item no.: 231-500

Spacer; for formation of groups; light gray

[www.wago.com/231-500](http://www.wago.com/231-500)

## Downloads

### Documentation

#### Additional Information

Technical explanations	Apr 3, 2019	pdf 3.6 MB	Download
------------------------	-------------	---------------	----------

## CAD/CAE-Data

### CAD data

2D/3D Models 231-343/001-000	URL	Download
------------------------------	-----	----------

### CAE data

EPLAN Data Portal 231-343/001-000	URL	Download
-----------------------------------	-----	----------

### PCB Design

Symbol and Footprint 231-343/001-000	URL	Download
--------------------------------------	-----	----------

CAX data for your PCB design, consisting of "schematic symbols and PCB footprints", allow easy integration of the WAGO component into your development environment.

### Supported formats:

- Accel EDA 14 & 15
- Altium 6 to current version
- Cadence Allegro
- DesignSpark
- Eagle Libraries
- KiCad
- Mentor Graphics BoardStation
- Mentor Graphics Design Architect
- Mentor Graphics Design Expedition 99 and 2000
- OrCAD 9.X PCB and Capture
- PADS PowerPCB 3, 3.5, 4.X, and 5.X
- PADS PowerPCB and PowerLogic 3.0
- PCAD 2000, 2001, 2002, 2004, and 2006
- Pulsonix 8.5 or newer

Subject to changes. Please also observe the further product documentation!

WAGO Kontakttechnik GmbH & Co. KG

Hansastr. 27

32423 Minden

Phone: +49571 887-0 | Fax: +49571 887-169

Email: [info.de@wago.com](mailto:info.de@wago.com) | Web: [www.wago.com](http://www.wago.com)

Do you have any questions about our products?

We are always happy to take your call at +49 (571) 887-44222.


- STL
- 3D STEP
- TARGET 3001!
- View Logic ViewDraw
- Quadcept
- Zuken CadStar 3 and 4
- Zuken CR-5000 and CR-8000

PCB Component Libraries (EDA), PCB CAD Library Ultra Librarian

---

## Installation Notes

### Coding



Coding a male header – fitting coding key(s).

## Product family

**<i>MCS</i> MIDI Classic**

[Learn more about the product family.](#)

[Show all products from the family](#)

Subject to changes. Please also observe the further product documentation!

---

WAGO Kontakttechnik GmbH & Co. KG  
Hansastr. 27  
32423 Minden  
Phone: +49571 887-0 | Fax: +49571 887-169  
Email: [info.de@wago.com](mailto:info.de@wago.com) | Web: [www.wago.com](http://www.wago.com)

Do you have any questions about our products?  
We are always happy to take your call at +49 (571) 887-44222.