


Data sheet | Item number: 221-525

Mounting carrier; for 5-conductor terminal blocks; 221 Series - 4 mm²; with snap-in mounting foot for vertical mounting; white

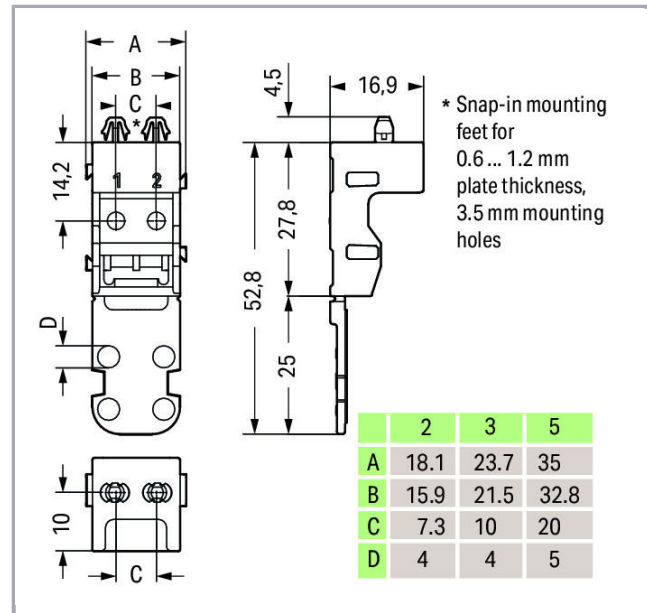
www.wago.com/221-525



RoHS
Compliant

BOMcheck.net

Color:



Data

Geometrical Data

Width	35 mm / 1.378 inch
Height	57.3 mm / 2.256 inch
Height from the surface	52.8 mm / 2.079 inch
Depth	16.9 mm / 0.665 inch

Material Data

Color	white
Insulating material	Polyamide 66 (PA 66)
Flammability class per UL94	V0
Weight	4.9 g

Subject to changes. Please also observe the further product documentation!

WAGO Kontakttechnik GmbH & Co. KG
Hansastr. 27
32423 Minden
Phone: +49571 887-0 | Fax: +49571 887-169
Email: info.de@wago.com | Web: www.wago.com

Do you have any questions about our products?
We are always happy to take your call at +49 (571) 887-44222.

Commercial data

Packaging type	BOX
Country of origin	CN
GTIN	4055143640961
Customs Tariff No.	39269097900

Counterpart

Downloads

Documentation

Additional Information


Technical explanations	Apr 3, 2019	pdf 2.1 MB	Download
------------------------	-------------	---------------	----------

CAD/CAE-Data


CAD data

2D/3D Models 221-525	URL	Download
----------------------	-----	----------

Installation Notes




Inserting a connector into the mounting carrier.




Removing a connector from the mounting carrier.

Inserting a conductor

Subject to changes. Please also observe the further product documentation!




Inserting a conductor.




Horizontal screw mounting



Vertical screw mounting



Horizontal mounting via snap-in foot



Vertical mounting via snap-in foot

Strain Relief

Subject to changes. Please also observe the further product documentation!

WAGO Kontakttechnik GmbH & Co. KG
Hansastr. 27
32423 Minden
Phone: +49571 887-0 | Fax: +49571 887-169
Email: info.de@wago.com | Web: www.wago.com

Do you have any questions about our products?
We are always happy to take your call at +49 (571) 887-44222.




Use a cable tie to secure the conductors to the strain relief plate.



The strain relief plate can be removed.

Testing



Testing a connector mounted on the carrier via test slot.


Application



Connecting a light to the mains.

Marking

Subject to changes. Please also observe the further product documentation!



Labeling

Subject to changes. Please also observe the further product documentation!

WAGO Kontakttechnik GmbH & Co. KG
Hansastr. 27
32423 Minden
Phone: +49571 887-0 | Fax: +49571 887-169
Email: info.de@wago.com | Web: www.wago.com

Do you have any questions about our products?
We are always happy to take your call at +49 (571) 887-44222.