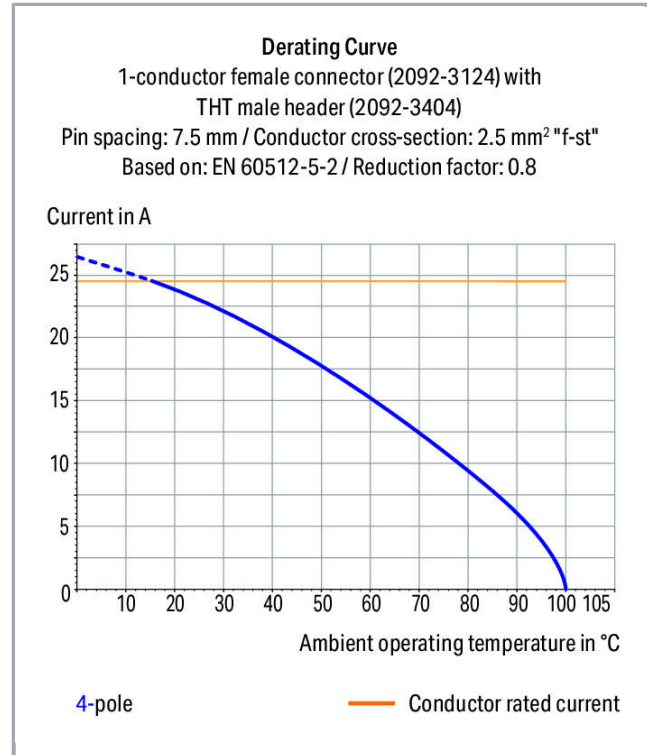


Data sheet | Item number: 2092-3122

1-conductor female plug; 2.5 mm²; Pin spacing 7.5 mm; 2-pole; 2,50 mm²;
light gray



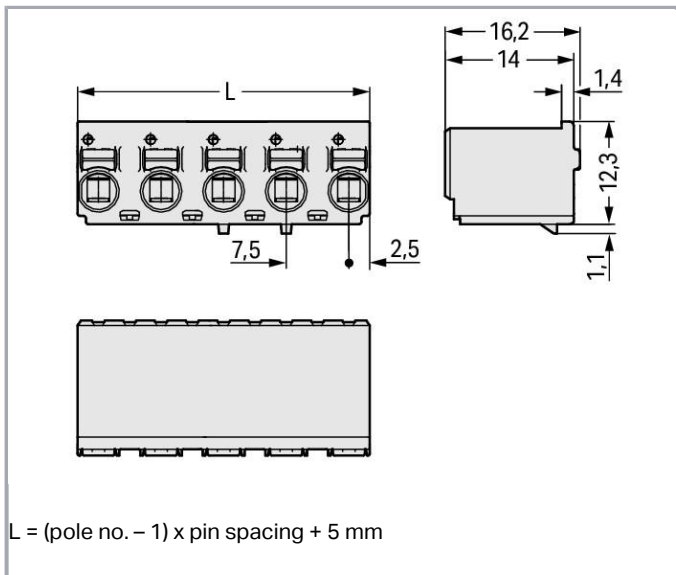
www.wago.com/2092-3122



Subject to changes. Please also observe the further product documentation!

WAGO Kontakttechnik GmbH & Co. KG
Hansastr. 27
32423 Minden
Phone: +49571 887-0 | Fax: +49571 887-169
Email: info.de@wago.com | Web: www.wago.com

Do you have any questions about our products?
We are always happy to take your call at +49 (571) 887-44222.



Item description

- Universal connection of all conductor types
- Simple, push-in termination of solid and ferruled conductors
- Easy-to-use design does not require special tools
- Ability to wire while mated or unmated
- Testing parallel to conductor entry – tip contact
- Also available with gripping plates
- Integrated locking latches prevent accidental disconnection

Safety information 1:

The **picoMAX® pluggable connection system** is designed without breaking capacity for compliance with DIN EN 61984. When used as intended, MCS Connectors shall not be connected/disconnected when live or under load. The circuit design should ensure header pins, which can be touched, are not live when unmated.

Data

Electrical data

Ratings per IEC/EN 60664-1

Ratings per	IEC/EN 60664-1
Rated voltage (III / 3)	400 V
Rated impulse voltage (III / 3)	6 kV
Rated voltage (III / 2)	630 V

Subject to changes. Please also observe the further product documentation!



Rated impulse voltage (III / 2)	6 kV
Rated voltage (II / 2)	1000 V
Rated impulse voltage (II / 2)	6 kV
Rated current	16 A
Legend (ratings)	(III / 2) $\hat{=}$ Overvoltage category III / Pollution degree 2

Approvals per UL 1059

Rated voltage UL (Use Group B)	300 V
Rated current UL (Use Group B)	15 A
Rated voltage UL (Use Group D)	300 V
Rated current UL (Use Group D)	10 A
Approvals per	UL 1059

Connection data

Connection technology	Push-in CAGE CLAMP®
Actuation type	Push-button
Solid conductor	0,2 ... 2,5 mm ² / 24 ... 12 AWG
Fine-stranded conductor	0,2 ... 2,5 mm ² / 24 ... 12 AWG
Fine-stranded conductor with ferrule with plastic collar	0,25 ... 1,5 mm ²
Fine-stranded conductor with ferrule without plastic collar	0,25 ... 2,5 mm ²
Strip length	9 ... 10 mm / 0.35 ... 0.39 inch
No. of poles	2
Total number of connection points	2
Total number of potentials	2
Number of connection types	1
Number of levels	1

Geometrical Data

Pin spacing	7,5 mm / 0.295 inch
Width	12,5 mm / 0.492 inch
Height	16,2 mm / 0.638 inch
Depth	13,4 mm / 0.528 inch

Plug connection

Contact type (pluggable connector)	Female connector/socket
Connector connection type	for conductors

Subject to changes. Please also observe the further product documentation!

Mismating protection	No
----------------------	----

Material Data

Color	light gray
Material group	I
Insulating material	Polyphthalamide (PPA GF)
Flammability class per UL94	V0
Clamping spring material	Chrome nickel spring steel (CrNi)
Contact material	Electrolytic copper (E _{Cu})
Contact plating	tin-plated
Fire load	0.057 MJ
Weight	2.3 g

Environmental Requirements


Limit temperature range	-60 ... +100 °C
-------------------------	-----------------

Commercial data


Product Group	26 (picoMAX)
Packaging type	BOX
Country of origin	DE
GTIN	4050821164395
Customs Tariff No.	85366990990

Approvals / Certificates

Country specific Approvals












Logo	Approval	Additional Approval Text	Certificate name
	CSA DEKRA Certification B.V.	C22.2	2362521

UL-Approvals





Logo	Approval	Additional Approval Text	Certificate name
	UL Underwriters Laboratories Inc.	UL 1977	20190909- E45171

Subject to changes. Please also observe the further product documentation!

Counterpart



	Item no.2092-3402 THT male header; 1.4 mm Ø solder pin; straight; Pin spacing 7.5 mm; 2-pole; light gray	www.wago.com/2092-3402
	Item no.2092-3402/005-000 THT male header; 1.4 mm Ø solder pin; straight; clamping collar; Pin spacing 7.5 mm; 2-pole; light gray	www.wago.com/2092-3402/005-000
	Item no.2092-3402/200-000 THR male header; 1.4 mm Ø solder pin; straight; Pin spacing 7.5 mm; 2-pole; light gray	www.wago.com/2092-3402/200-000
	Item no.2092-3402/205-000 THT male header; 1.4 mm Ø solder pin; straight; clamping collar; Pin spacing 7.5 mm; 2-pole; light gray	www.wago.com/2092-3402/205-000
	Item no.2092-3422 THT male header; 1.4 mm Ø solder pin; angled; Pin spacing 7.5 mm; 2-pole; light gray	www.wago.com/2092-3422
	Item no.2092-3422/005-000 THT male header; 1.4 mm Ø solder pin; angled; clamping collar; Pin spacing 7.5 mm; 2-pole; light gray	www.wago.com/2092-3422/005-000
	Item no.2092-3422/200-000 THR male header; 1.4 mm Ø solder pin; angled; Pin spacing 7.5 mm; 2-pole; light gray	www.wago.com/2092-3422/200-000
	Item no.2092-3422/205-000 THT male header; 1.4 mm Ø solder pin; angled; clamping collar; Pin spacing 7.5 mm; 2-pole; light gray	www.wago.com/2092-3422/205-000
	Item no.2092-3502/002-000 1-conductor male connector; Gripping plate; 2.5 mm ² ; Pin spacing 7.5 mm; 2-pole; 2,50 mm ² ; light gray	www.wago.com/2092-3502/002-000
	Item no.2092-3522/002-000 1-conductor male connector; Gripping plate; 2.5 mm ² ; Pin spacing 7.5 mm; 2-pole; 2,50 mm ² ; light gray	www.wago.com/2092-3522/002-000
	Item no.2092-3522/020-000 1-conductor male connector; Snap-in mounting feet; 2.5 mm ² ; Pin spacing 7.5 mm; 2-pole; 2,50 mm ² ; light gray	www.wago.com/2092-3522/020-000

Subject to changes. Please also observe the further product documentation!


	<p>Item no.2092-3702 Solder pin strip; 1.4 mm Ø solder pin; straight; Pin spacing 7.5 mm; 2-pole; black</p>	www.wago.com/2092-3702
	<p>Item no.2092-3702/200-000 Solder pin strip; 1.4 mm Ø solder pin; straight; Pin spacing 7.5 mm; 2-pole; black</p>	www.wago.com/2092-3702/200-000
	<p>Item no.2092-3722 Solder pin strip; 1.4 mm Ø solder pin; angled; Pin spacing 5 mm; 2-pole; black</p>	www.wago.com/2092-3722
	<p>Item no.2092-3722/200-000 Solder pin strip; 1.4 mm Ø solder pin; angled; Pin spacing 7.5 mm; 2-pole; black</p>	www.wago.com/2092-3722/200-000

Compatible products

Strain relief plate

	<p>Item no.: 2092-3600 Gripping plate; light gray</p>	www.wago.com/2092-3600
	<p>Item no.: 2092-3600/002-000 Gripping plate with sliding connector release; light gray</p>	www.wago.com/2092-3600/002-000

tools

	<p>Item no.: 2092-1630 Unlocking tool; orange</p>	www.wago.com/2092-1630
	<p>Item no.: 210-719 Operating tool; Blade: 2.5 x 0.4 mm; with a partially insulated shaft</p>	www.wago.com/210-719

Test Accessories

	<p>Item no.: 735-500 Test pin; 1 mm Ø; with solder connection for test wire</p>	www.wago.com/735-500
--	--	--

Downloads

Documentation

Additional Information

Technical explanations	Apr 3, 2019	pdf 3.6 MB	Download
------------------------	-------------	---------------	----------


CAD/CAE-Data

CAD data


Subject to changes. Please also observe the further product documentation!

Installation Notes


Locking



Disconnecting female connector via unlocking tool. Plug unlocking tool into the male header's locking latch.




Insert unlocking tool until it hits backstop. Wedge opens locking latch.




Pull on both unlocking tool and conductors to remove female connector from male header.


Inserting a conductor



Inserting fine-stranded conductor into mated female connector via push-button.



Inserting fine-stranded conductor into unmated female connector via push-button.



Inserting solid and ferruled conductors via push-in termination


Marking

Subject to changes. Please also observe the further product documentation!




Pole marking via factory direct printing.

Coding



Coding a female connector (via coding key carrier and two keys for female connector, see symbol).

Testing



Testing with 1 mm Ø test pin, tip contact.

Product family

picoMAX

[Show all products from the family](#)

Subject to changes. Please also observe the further product documentation!