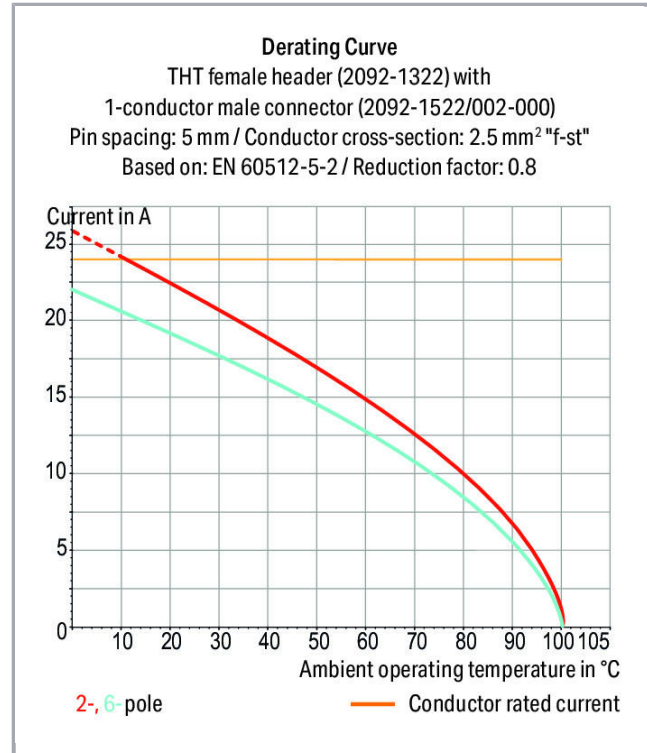


Data sheet | Item number: 2092-1325/200-000

THT female header; 0.4 x 1.3 mm solder pin; angled; Pin spacing 5 mm; 5-pole; light gray



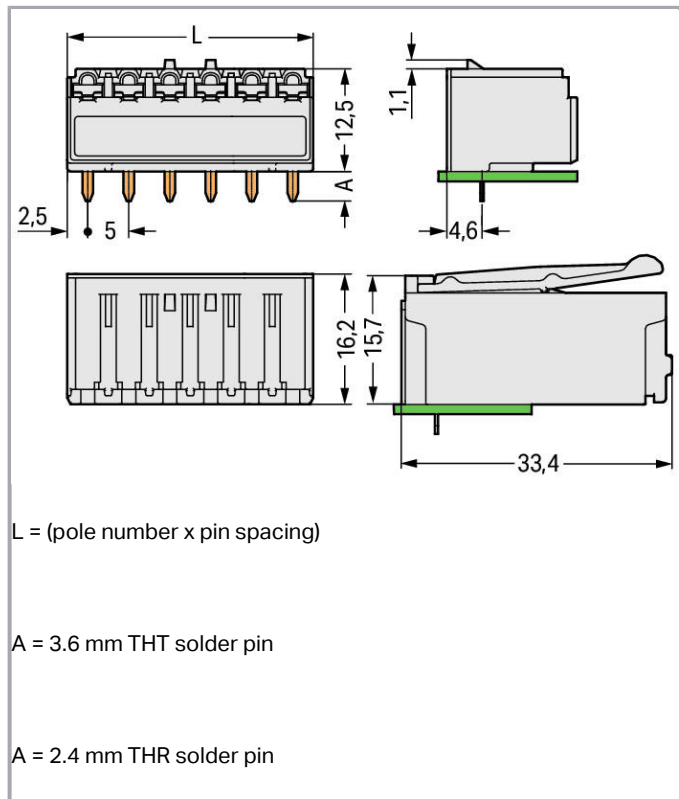
www.wago.com/2092-1325/200-000



Subject to changes. Please also observe the further product documentation!

WAGO Kontakttechnik GmbH & Co. KG
Hansastr. 27
32423 Minden
Phone: +49571 887-0 | Fax: +49571 887-169
Email: info.de@wago.com | Web: www.wago.com

Do you have any questions about our products?
We are always happy to take your call at +49 (571) 887-44222.



Item description

- Assembly of female connectors without loss of poles, allowing different functions to be divided within one male header
- Coding pins inserted into the header interface prevent mismatching, allowing subsequent coding in panel feedthrough applications
- The female connector is fully shrouded by the male header's housing, providing vibration resistance up to 20 g

Safety information 1:

The **picoMAX® Pluggable Connection System** includes connectors without breaking capacity in accordance with DIN EN 61984. When used as intended, these connectors must not be connected/disconnected when live or under load. The circuit design should ensure header pins, which can be touched, are not live when unmated.

Data

Electrical data

Ratings per IEC/EN 60664-1

| Ratings per | IEC/EN 60664-1 |
|---------------------------------|----------------|
| Rated voltage (III / 3) | 250 V |
| Rated impulse voltage (III / 3) | 4 kV |

Subject to changes. Please also observe the further product documentation!



| | |
|---------------------------------|---|
| Rated voltage (III / 2) | 320 V |
| Rated impulse voltage (III / 2) | 4 kV |
| Rated voltage (II / 2) | 630 V |
| Rated impulse voltage (II / 2) | 4 kV |
| Rated current | 16 A |
| Legend (ratings) | (III / 2) $\hat{=}$ Overvoltage category III / Pollution degree 2 |

Approvals per UL 1059

| | |
|--------------------------------|---------|
| Rated voltage UL (Use Group B) | 300 V |
| Rated current UL (Use Group B) | 15 A |
| Rated voltage UL (Use Group D) | 300 V |
| Rated current UL (Use Group D) | 10 A |
| Approvals per | UL 1059 |

Connection data

| | |
|----------------------------|---|
| No. of poles | 5 |
| Total number of potentials | 5 |
| Number of connection types | 1 |
| Number of levels | 1 |

Geometrical Data

| | |
|------------------------------------|--------------------------|
| Pin spacing | 5 mm / 0.197 inch |
| Width | 25 mm / 0.984 inch |
| Height | 16 mm / 0.63 inch |
| Height from the surface | 13,6 mm / 0.535 inch |
| Depth | 15,4 mm / 0.606 inch |
| Solder pin length | 2.4 mm |
| Solder pin dimensions | 0,4 x 1,3 mm |
| Plated through-hole diameter (THR) | 1,5 ^(+0,1) mm |

Plug connection

| | |
|------------------------------------|-------------------------|
| Contact type (pluggable connector) | Female connector/socket |
| Connector connection type | for PCB |
| Mismating protection | No |
| Mating direction to the PCB | 0° |

Subject to changes. Please also observe the further product documentation!

PCB contact

| | |
|-------------|-----|
| PCB contact | THR |
|-------------|-----|

Material Data

| | |
|-----------------------------|--------------------------|
| Color | light gray |
| Material group | I |
| Insulating material | Polyphthalamide (PPA GF) |
| Flammability class per UL94 | V0 |
| Contact material | Copper alloy |
| Contact plating | tin-plated |
| Fire load | 0.115 MJ |
| Weight | 4.9 g |

Environmental Requirements


| | |
|-------------------------|-----------------|
| Limit temperature range | -60 ... +100 °C |
|-------------------------|-----------------|

Commercial data


| | |
|--------------------|---------------|
| Packaging type | BOX |
| Country of origin | DE |
| GTIN | 4050821395539 |
| Customs Tariff No. | 85366990990 |

Approvals / Certificates

Country specific Approvals

| Logo | Approval | Additional Approval Text | Certificate name |
|--|---------------------------------|--------------------------|------------------|
|  | CSA DEKRA Certification B.V. | C22.2 | 2362521 |

UL-Approvals

| Logo | Approval | Additional Approval Text | Certificate name |
|--|--------------------------------------|--------------------------|---------------------|
|  | UL Underwriters Laboratories Inc. | UL 1977 | 20190909- E45171 |

Subject to changes. Please also observe the further product documentation!

Counterpart



Item no.2092-1525/002-000

1-conductor male connector; Gripping plate; 2.5 mm²; Pin spacing 5 mm; 5-pole; 2,50 mm²; light gray

www.wago.com/2092-1525/002-000

Downloads

Documentation

Additional Information

| | | | |
|------------------------|-------------|---------------|----------|
| Technical explanations | Apr 3, 2019 | pdf 3.6 MB | Download |
|------------------------|-------------|---------------|----------|

CAD/CAE-Data

CAD data

| | | |
|--------------------------------|-----|----------|
| 2D/3D Models 2092-1325/200-000 | URL | Download |
|--------------------------------|-----|----------|

Installation Notes

Product family

picoMAX

[Show all products from the family](#)

Subject to changes. Please also observe the further product documentation!