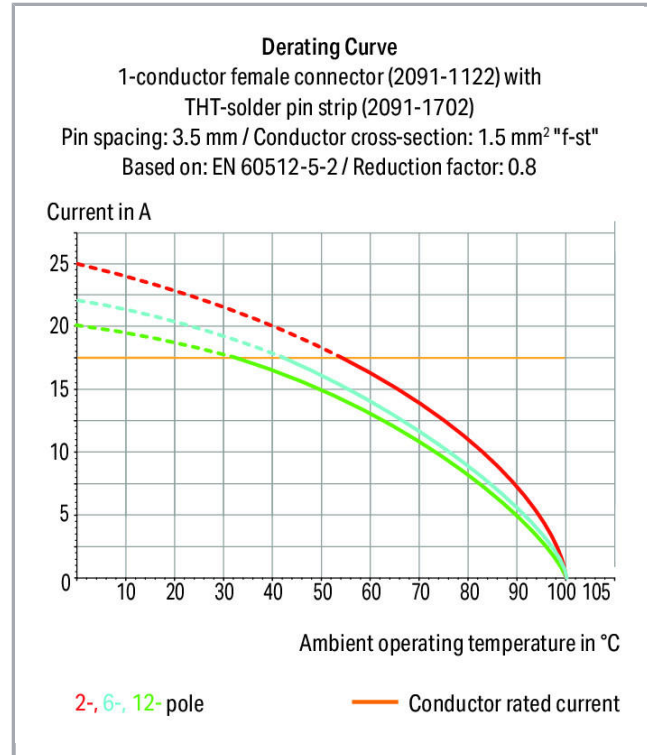


Data sheet | Item number: 2091-1710

Solder pin strip; 1.0 mm Ø solder pin; straight; Pin spacing 3.5 mm; 10-pole; black



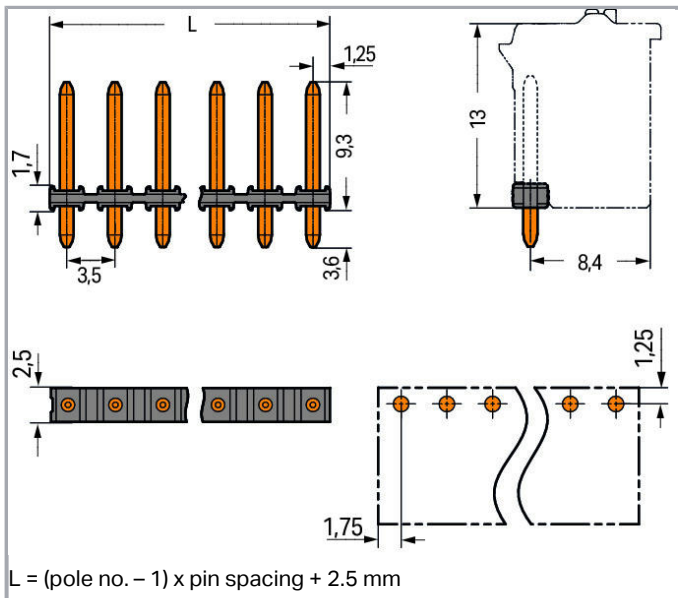
www.wago.com/2091-1710



Subject to changes. Please also observe the further product documentation!

WAGO Kontakttechnik GmbH & Co. KG
Hansastr. 27
32423 Minden
Phone: +49571 887-0 | Fax: +49571 887-169
Email: info.de@wago.com | Web: www.wago.com

Do you have any questions about our products?
We are always happy to take your call at +49 (571) 887-44222.



Item description

- Lötstiftleisten mit geraden und abgewinkelten Lötstiften für rechtwinklige und parallele Steckrichtung zur Leiterplatte
- Polverlustfreies Aneinanderreihen von mehreren Federleisten in einer Lötstiftleiste zur Trennung von Funktionen möglich

Safety information 1:

The **picoMAX® pluggable connection system** is designed without breaking capacity for compliance with DIN EN 61984. When used as intended, MCS Connectors shall not be connected/disconnected when live or under load. The circuit design should ensure header pins, which can be touched, are not live when unmated.

Data

Electrical data

Ratings per IEC/EN 60664-1

| Ratings per | IEC/EN 60664-1 |
|---------------------------------|---|
| Rated voltage (III / 3) | 160 V |
| Rated impulse voltage (III / 3) | 2.5 kV |
| Rated voltage (III / 2) | 160 V |
| Rated impulse voltage (III / 2) | 2.5 kV |
| Rated voltage (II / 2) | 320 V |
| Rated impulse voltage (II / 2) | 2.5 kV |
| Rated current | 10 A |
| Legend (ratings) | (III / 2) ≙ Overvoltage category III / Pollution degree 2 |

Subject to changes. Please also observe the further product documentation!

WAGO Kontakttechnik GmbH & Co. KG
 Hansastr. 27
 32423 Minden
 Phone: +49571 887-0 | Fax: +49571 887-169
 Email: info.de@wago.com | Web: www.wago.com

Do you have any questions about our products?
 We are always happy to take your call at +49 (571) 887-44222.



Approvals per UL 1059

| | |
|---------------|---------|
| Approvals per | UL 1059 |
|---------------|---------|

Connection data

| | |
|----------------------------|----|
| No. of poles | 10 |
| Number of connection types | 1 |
| Number of levels | 1 |

Geometrical Data

| | |
|-----------------------------------|--------------------------|
| Pin spacing | 3.5 mm / 0.138 inch |
| Width | 36.5 mm / 1.437 inch |
| Height | 12.9 mm / 0.508 inch |
| Height from the surface | 9.3 mm / 0.366 inch |
| Depth | 2.5 mm / 0.098 inch |
| Solder pin length | 3.6 mm |
| Solder pin diameter | 1 mm |
| Drilled hole diameter (tolerance) | 1.2 ^(+0.1) mm |

Plug connection

| | |
|------------------------------------|---------------------|
| Contact type (pluggable connector) | Male connector/plug |
| Connector connection type | for PCBs |
| Mismating protection | No |
| Mating direction to the PCB | 90° |

PCB contact

| | |
|-------------|-----|
| PCB contact | THT |
|-------------|-----|

Material Data

| | |
|-----------------------------|--|
| Color | black |
| Material group | I |
| Insulating material | Polyphthalamide (PPA GF) |
| Flammability class per UL94 | V0 |
| Contact material | Electrolytic copper (E _{Cu}) |
| Contact plating | tin-plated |
| Weight | 1 g |

Subject to changes. Please also observe the further product documentation!

Environmental Requirements


| | |
|-------------------------|-----------------|
| Limit temperature range | -60 ... +100 °C |
|-------------------------|-----------------|

Commercial data


| | |
|--------------------|---------------|
| Packaging type | bag |
| Country of origin | CN |
| GTIN | 4055143934831 |
| Customs Tariff No. | 85369010000 |

Approvals / Certificates

Country specific Approvals

| Logo | Approval | Additional Approval Text | Certificate name |
|---|--|--------------------------|------------------|
| | CB DEKRA Certification B.V. | IEC 61984 | NL-49736 /A1 |
|  | CSA DEKRA Certification B.V. | C22.2 | 2362521 |

UL-Approvals

| Logo | Approval | Additional Approval Text | Certificate name |
|--|---|--------------------------|------------------|
|  | UL Underwriters Laboratories Inc. | UL 1977 | 20190909-E45171 |

Counterpart



Item no.2091-1130

1-conductor female plug; 1.5 mm²; Pin spacing 3.5 mm; 10-pole; 1,50 mm²; light graywww.wago.com/2091-1130

Downloads

Documentation

Additional Information

| | | | |
|------------------------|-------------|-----|----------|
| Technical explanations | Apr 3, 2019 | pdf | Download |
|------------------------|-------------|-----|----------|

Subject to changes. Please also observe the further product documentation!

WAGO Kontakttechnik GmbH & Co. KG
 Hansastr. 27
 32423 Minden
 Phone: +49571 887-0 | Fax: +49571 887-169
 Email: info.de@wago.com | Web: www.wago.com

Do you have any questions about our products?
 We are always happy to take your call at +49 (571) 887-44222.



Installation Notes

Product family

picoMAX

[Show all products from the family](#)

Subject to changes. Please also observe the further product documentation!