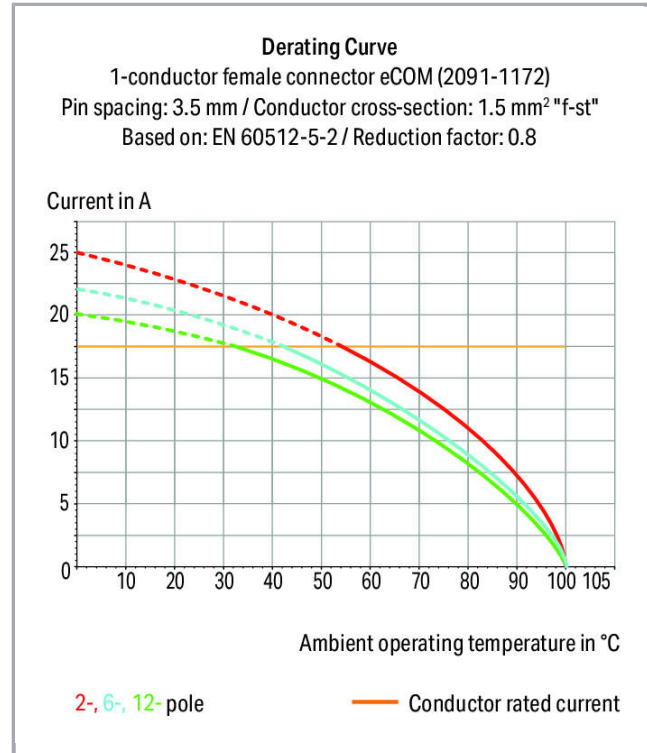



**Data sheet | Item number: 2091-1354**

1-conductor THT female header; 1.0 mm Ø solder pin; angled; Gripping plate;  
1.5 mm<sup>2</sup>; Pin spacing 3.5 mm; 4-pole; 1,50 mm<sup>2</sup>; light gray



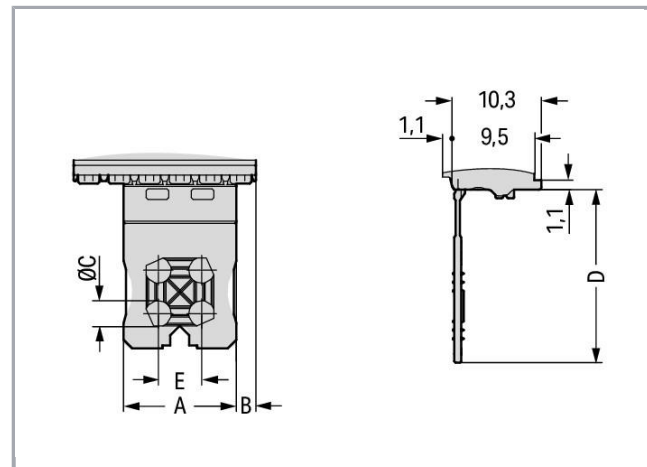
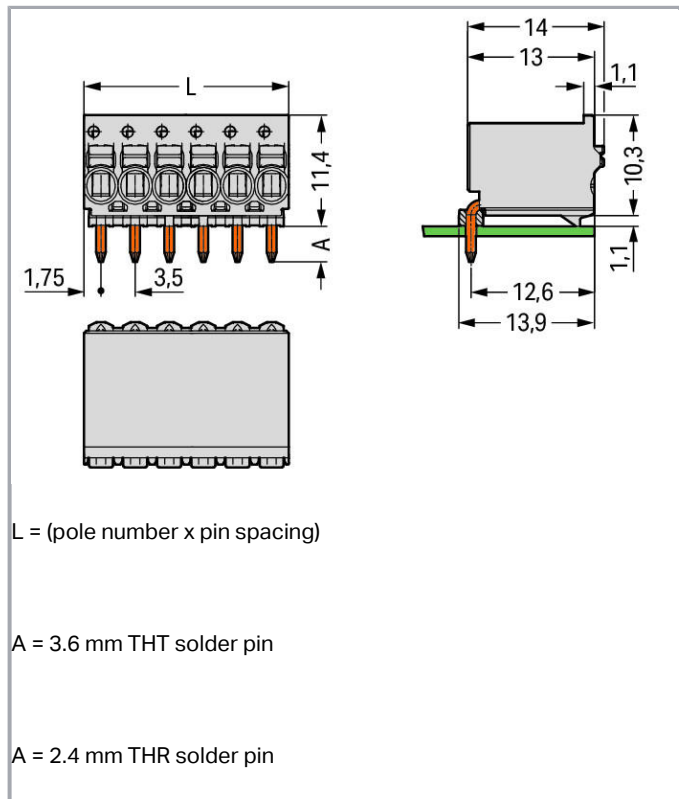
[www.wago.com/2091-1354](http://www.wago.com/2091-1354)



Subject to changes. Please also observe the further product documentation!

WAGO Kontakttechnik GmbH & Co. KG  
Hansastr. 27  
32423 Minden  
Phone: +49571 887-0 | Fax: +49571 887-169  
Email: [info.de@wago.com](mailto:info.de@wago.com) | Web: [www.wago.com](http://www.wago.com)

Do you have any questions about our products?  
We are always happy to take your call at +49 (571) 887-44222.



## Item description

- Universal connection for all conductor types
- Simple, push-in termination of solid and ferruled conductors
- Easy-to-use design does not require special tools
- Ability to wire while mated or unmated
- Integrated test ports for testing parallel to conductor entry
- Custom-installed solder pins

## Safety information 1:

The **picoMAX® Pluggable Connection System** includes connectors without breaking capacity in accordance with DIN EN 61984. When used as intended, these connectors must not be connected/disconnected when live or under load. The circuit design should ensure header pins, which can be touched, are not live when unmated.

## Data

### Electrical data

Subject to changes. Please also observe the further product documentation!



### Ratings per IEC/EN 60664-1

| Ratings per                     | IEC/EN 60664-1   |
|---------------------------------|--|
| Rated voltage (III / 3)         | 160 V  |
| Rated impulse voltage (III / 3) | 2.5 kV   |
| Rated voltage (III / 2)         | 160 V  |
| Rated impulse voltage (III / 2) | 2.5 kV   |
| Rated voltage (II / 2)          | 320 V  |
| Rated impulse voltage (II / 2)  | 2.5 kV   |
| Rated current                   | 10 A   |
| Legend (ratings)                | (III / 2) $\triangleq$ Overvoltage category III / Pollution degree 2 |

### Approvals per UL 1059

|                                |         |
|--------------------------------|---------|
| Rated voltage UL (Use Group B) | 300 V   |
| Rated current UL (Use Group B) | 10 A    |
| Rated voltage UL (Use Group D) | 300 V   |
| Rated current UL (Use Group D) | 10 A    |
| Approvals per                  | UL 1059 |

### Connection data

|   |   |
|---|---|
| Connection technology                                       | Push-in CAGE CLAMP <sup>®</sup>             |
| Actuation type  | Push-button                                 |
| Solid conductor   | 0,2 ... 1,5 mm <sup>2</sup> / 24 ... 14 AWG |
| Fine-stranded conductor                                     | 0,2 ... 1,5 mm <sup>2</sup> / 24 ... 14 AWG |
| Fine-stranded conductor with ferrule with plastic collar    | 0,25 ... 0,75 mm <sup>2</sup>               |
| Fine-stranded conductor with ferrule without plastic collar | 0,25 ... 1,5 mm <sup>2</sup>                |
| Strip length  | 8 ... 9 mm / 0.31 ... 0.35 inch             |
| Conductor entry angle to the PCB                            | 0°  |
| No. of poles  | 4   |
| Total number of connection points                           | 4   |
| Total number of potentials                                  | 4   |
| Number of connection types                                  | 1   |
| Number of levels  | 1   |

### Geometrical Data

|             |                     |
|-------------|---------------------|
| Pin spacing | 3,5 mm / 0.138 inch |
|-------------|---------------------|

Subject to changes. Please also observe the further product documentation!

WAGO Kontakttechnik GmbH & Co. KG  
 Hansastr. 27  
 32423 Minden  
 Phone: +49571 887-0 | Fax: +49571 887-169  
 Email: [info.de@wago.com](mailto:info.de@wago.com) | Web: [www.wago.com](http://www.wago.com)

Do you have any questions about our products?  
 We are always happy to take your call at +49 (571) 887-44222.



|                                   |                          |
|-----------------------------------|--------------------------|
| Width                             | 14 mm / 0.551 inch       |
| Height                            | 11,4 mm / 0.449 inch     |
| Depth                             | 30 mm / 1.181 inch       |
| Solder pin length                 | 3.6 mm                   |
| Solder pin diameter               | 1 mm                     |
| Drilled hole diameter (tolerance) | 1,2 <sup>(+0,1)</sup> mm |

### Mechanical data

|        |                     |
|--------|---------------------|
| Design | With gripping plate |
|--------|---------------------|

### Plug connection

|                                    |                         |
|------------------------------------|-------------------------|
| Contact type (pluggable connector) | Female connector/socket |
| Connector connection type          | for PCB                 |
| Mismating protection               | No                      |
| Mating direction to the PCB        | 0°                      |

### PCB contact

|             |     |
|-------------|-----|
| PCB contact | THT |
|-------------|-----|

### Material Data

|                             |  |
|-----------------------------|--|
| Color                       | light gray                             |
| Material group              | I                                      |
| Insulating material         | Polyphthalamide (PPA GF)               |
| Flammability class per UL94 | V0                                     |
| Clamping spring material    | Chrome nickel spring steel (CrNi)      |
| Contact material            | Electrolytic copper (E <sub>Cu</sub> ) |
| Contact plating             | tin-plated                             |
| Fire load                   | 0.049 MJ                               |
| Weight                      | 2.4 g                                  |

### Environmental Requirements

|                         |                 |
|-------------------------|-----------------|
| Limit temperature range | -60 ... +100 °C |
|-------------------------|-----------------|

### Commercial data



|               |              |
|---------------|--------------|
| Product Group | 26 (picoMAX) |
|---------------|--------------|

Subject to changes. Please also observe the further product documentation!


|                    |               |
|--------------------|---------------|
| Packaging type     | BOX           |
| Country of origin  | DE            |
| GTIN               | 4050821162803 |
| Customs Tariff No. | 85366990990   |

## Approvals / Certificates

### Country specific Approvals

| Logo   | Approval                                     | Additional Approval Text | Certificate name |
|--|--|--------------------------|------------------|
|  | <b>CB</b><br>DEKRA Certification B.V.        | IEC 61984                | NL-49736 /A1     |
|  | <b>CSA</b><br>DEKRA Certification B.V.       | C22.2                    | 2362521          |
|  | <b>KEMA/KEUR</b><br>DEKRA Certification B.V. | EN 61984                 | 71-102260 REV.1  |

### UL-Approvals

| Logo   | Approval                                    | Additional Approval Text | Certificate name |
|--|---|--------------------------|------------------|
|  | <b>UL</b><br>Underwriters Laboratories Inc. | UL 1977                  | 20190909-E45171  |

## Counterpart

## Compatible products

### Coding

Item no.: 2091-1610

Coding key carrier; suitable for 3.5 mm pin spacing; orange

[www.wago.com/2091-1610](http://www.wago.com/2091-1610)

## Downloads

### Documentation

### Additional Information

Subject to changes. Please also observe the further product documentation!

WAGO Kontakttechnik GmbH &amp; Co. KG

Hansastr. 27

32423 Minden

Phone: +49571 887-0 | Fax: +49571 887-169

Email: [info.de@wago.com](mailto:info.de@wago.com) | Web: [www.wago.com](http://www.wago.com)

Do you have any questions about our products?

We are always happy to take your call at +49 (571) 887-44222.



Technical explanations

Apr 3, 2019

pdf  
3.6 MB

Download

## CAD/CAE-Data

### PCB Design

Symbol and Footprint 2091-1354

URL

Download

CAX data for your PCB design, consisting of "schematic symbols and PCB footprints", allow easy integration of the WAGO component into your development environment.

### Supported formats:

- Accel EDA 14 & 15
- Altium 6 to current version
- Cadence Allegro
- DesignSpark
- Eagle Libraries
- KiCad
- Mentor Graphics BoardStation
- Mentor Graphics Design Architect
- Mentor Graphics Design Expedition 99 and 2000
- OrCAD 9.X PCB and Capture
- PADS PowerPCB 3, 3.5, 4.X, and 5.X
- PADS PowerPCB and PowerLogic 3.0
- PCAD 2000, 2001, 2002, 2004, and 2006
- Pulsonix 8.5 or newer
- STL
- 3D STEP
- TARGET 3001!
- View Logic ViewDraw
- Quadcept
- Zuken CadStar 3 and 4
- Zuken CR-5000 and CR-8000

PCB Component Libraries (EDA), PCB CAD Library Ultra Librarian


## Installation Notes

### Conductor termination


Subject to changes. Please also observe the further product documentation!

WAGO Kontakttechnik GmbH & Co. KG  
Hansastr. 27  
32423 Minden  
Phone: +49571 887-0 | Fax: +49571 887-169  
Email: [info.de@wago.com](mailto:info.de@wago.com) | Web: [www.wago.com](http://www.wago.com)

Do you have any questions about our products?  
We are always happy to take your call at +49 (571) 887-44222.



Terminating fine-stranded conductors and removing all conductor types via push-buttons.



Terminating solid and ferruled conductors via push-in termination

### Marking




Pole marking via direct printing perpendicular to conductor entry.



Pole marking via factory direct printing.

### Testing



Testing with 1 mm Ø test pin, tip contact.

### Product family

**picoMAX eCOM**

[Show all products from the family](#)

Subject to changes. Please also observe the further product documentation!