


Data sheet | Item number: 206-1216

Variocrimp 16 crimping tool; for insulated and uninsulated ferrules; Crimping range: 6, 10 and 16 mm²

www.wago.com/206-1216



Item description

Note:

Application Notes

- Select the wire gauge on "Variocrimp 16" before crimping.
- Only one crimping station is needed to handle the specified conductor range.
- Uniform, compact crimping all four sides for high conductor retention.
- No need to center the ferrules into the terminals.
- Crimping can be performed from either side (for left- or right-handed users).
- Built-in ratchet mechanism ensures gas-tight crimp connection.
- Crimping tools open automatically after crimping operation is complete.
- Ergonomically designed handles.

What is a "gas-tight" connection?

Subject to changes. Please also observe the further product documentation!

WAGO Kontakttechnik GmbH & Co. KG
Hansastr. 27
32423 Minden
Phone: +49571 887-0 | Fax: +49571 887-169
Email: info.de@wago.com | Web: www.wago.com

Do you have any questions about our products?
We are always happy to take your call at +49 (571) 887-44222.



In a gas-tight connection, the conductor and the ferrule are compressed, eliminating all spaces. Under normal atmospheric conditions, neither a liquid nor gaseous medium can penetrate the crimped connection.

Oxidation between crimped single conductors is prevented, virtually eliminating the possibility of any increase in the crimped connection's resistance. In some exceptional cases, minute, isolated spaces may be present. However, these instances can be considered as closed off due to the twisted conductor.

Inadequate crimping can allow the conductor to be pulled out of the connection. Hollow spaces also remain, permitting oxidation formation and an increase in contact resistance.

Elevated resistance is detrimental for both signal transmission (signal flow is damped) and power transmission, resulting in power loss and contact heating (risk of fire).

Crimping tools with built-in ratchets are recommended (e.g., **WAGO Crimping Tools**). These tools open automatically after the crimping operation is complete. Space-saving crimping from all four sides is ideal for spring clamp termination.

Ferruled conductor cross-sections specified for WAGO products are based on this crimping method.

Data

Technical Data

Main product function	Crimping tool
-----------------------	---------------

Material Data

Weight	600 g
--------	-------

Commercial data

Packaging type	BOX
Country of origin	DE
GTIN	4055143885461
Customs Tariff No.	8203200000


Counterpart

Installation Notes


Subject to changes. Please also observe the further product documentation!

WAGO Kontakttechnik GmbH & Co. KG
Hansastr. 27
32423 Minden
Phone: +49571 887-0 | Fax: +49571 887-169
Email: info.de@wago.com | Web: www.wago.com

Do you have any questions about our products?
We are always happy to take your call at +49 (571) 887-44222.



Insert the ferruled conductor into the crimping station.



Squeeze handles until ratchet mechanism is released.



Only for "Variocrimp 16":
Adjust conductor cross section with crimping tool in open position.

Subject to changes. Please also observe the further product documentation!