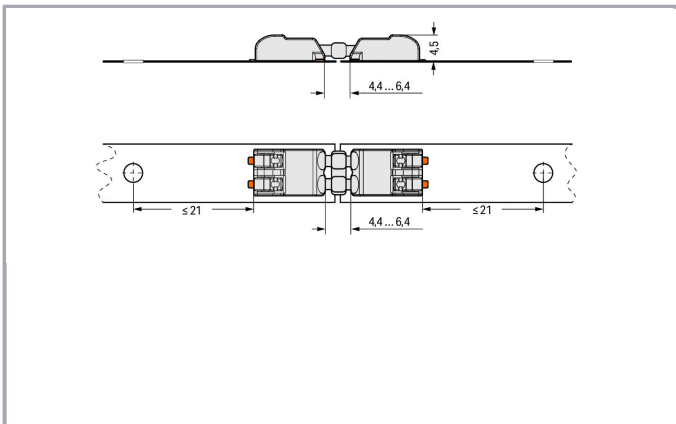
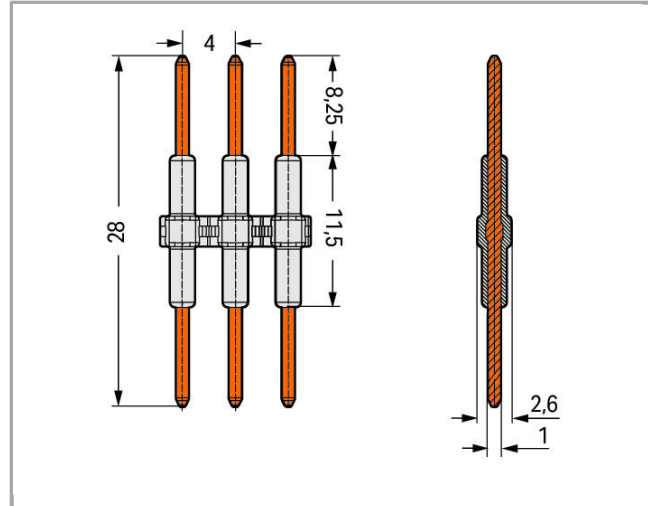



Data sheet | Item number: 2060-952/028-000

Board-to-Board Link; Pin spacing 4 mm; 2-pole; Length: 28 mm; white

www.wago.com/2060-952/028-000



Item description

- Verbindungselement zum vereinfachten Aneinanderreihen von LED-Platinen
- Einfache Handhabung durch direktes Stecken und Trennen ohne Drückerbetätigung

Subject to changes. Please also observe the further product documentation!

WAGO Kontakttechnik GmbH & Co. KG
Hansastr. 27
32423 Minden
Phone: +49571 887-0 | Fax: +49571 887-169
Email: info.de@wago.com | Web: www.wago.com

Do you have any questions about our products?
We are always happy to take your call at +49 (571) 887-44222.

**Recommendation:**

Only suitable for 2060-45x, not for 2060-40x.

Data**Electrical data****Ratings per IEC/EN 60664-1**

Ratings per	IEC/EN 60664-1
Rated voltage (III / 3)	63 V
Rated impulse voltage (III / 3)	2.5 kV
Rated voltage (III / 2)	160 V
Rated impulse voltage (III / 2)	2.5 kV
Rated voltage (II / 2)	320 V
Rated impulse voltage (II / 2)	2.5 kV
Rated current	9 A
Legend (ratings)	(III / 2) \triangleq Overvoltage category III / Pollution degree 2

Approvals per UL 1059

Approvals per	UL 1059
---------------	---------

Approvals per UL 1977

Rated voltage per UL 1977 (factory wiring only)	250 V
Rated current per UL 1977 (factory wiring only)	9 A

Connection data

No. of poles	2
Total number of potentials	2
Number of connection types	1

Geometrical Data

Pin spacing	4 mm / 0.157 inch
Width	7,4 mm / 0.291 inch
Height	2,6 mm / 0.102 inch
Depth	28 mm / 1.102 inch

Subject to changes. Please also observe the further product documentation!

WAGO Kontakttechnik GmbH & Co. KG
 Hansastr. 27
 32423 Minden
 Phone: +49571 887-0 | Fax: +49571 887-169
 Email: info.de@wago.com | Web: www.wago.com

Do you have any questions about our products?
 We are always happy to take your call at +49 (571) 887-44222.

**Mechanical data**

Mating cycles	10
Number of mating cycles	max. 10 connections/disconnections
Suitable	for SMD PCB Terminal Blocks; 2060 Series

Material Data

Color	white
Material group	I
Insulating material	Polyamide 66 (PA 66)
Flammability class per UL94	V0
Contact material	Copper alloy
Contact plating	silver-plated
Weight	0.5 g


Environmental Requirements

Limit temperature range	-60 ... +105 °C
-------------------------	-----------------

Commercial data

Packaging type	BOX
Country of origin	CN
GTIN	4055143303859
Customs Tariff No.	85369010000

Approvals / Certificates**Country specific Approvals**

Logo	Approval	Additional Approval Text	Certificate name
	CCA DEKRA Certification B.V.	EN 60947	NTR NL- 7724
	CCA DEKRA Certification B.V.	EN 60998	NTR NL 7725
	CCA DEKRA Certification B.V.	EN 60838	NTR NL 2168246

Subject to changes. Please also observe the further product documentation!


WAGO Kontakttechnik GmbH & Co. KG
 Hansastr. 27
 32423 Minden
 Phone: +49571 887-0 | Fax: +49571 887-169
 Email: info.de@wago.com | Web: www.wago.com

Do you have any questions about our products?
 We are always happy to take your call at +49 (571) 887-44222.

CCA

	KEMA/KEUR DEKRA Certification B.V.	EN 60947	71-108183
	KEMA/KEUR DEKRA Certification B.V.	EN 60838	2168246.01
	KEMA/KEUR DEKRA Certification B.V.	EN 60998	71-108181

UL-Approvals

Logo	Approval	Additional Approval Text	Certificate name
	cURus Underwriters Laboratories Inc.	UL 1977	20160727-E45171

Counterpart

Downloads

Documentation

Additional Information

Technical explanations	Apr 3, 2019	pdf 3.6 MB	Download
------------------------	-------------	---------------	----------

CAD/CAE-Data

CAD data

2D/3D Models 2060-952/028-000	URL	Download
-------------------------------	-----	----------


Subject to changes. Please also observe the further product documentation!

WAGO Kontakttechnik GmbH & Co. KG
 Hansastr. 27
 32423 Minden
 Phone: +49571 887-0 | Fax: +49571 887-169
 Email: info.de@wago.com | Web: www.wago.com

Do you have any questions about our products?
 We are always happy to take your call at +49 (571) 887-44222.


Installation Notes

Installation



Inserting a board-to-board link into the terminal block.

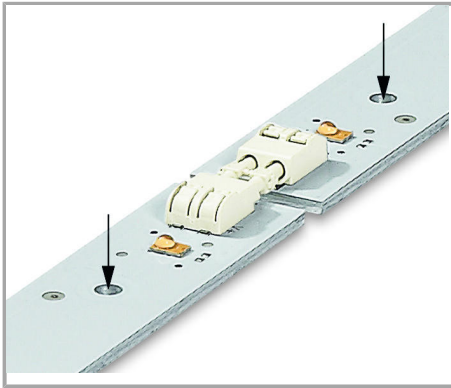
Installation



Assembly: Place PCBs on a flat surface and connect terminal blocks on adjoining PCBs via board-to-board link. Disassembly: Pull PCBs apart (max. 10 mating cycles).

Installation

Subject to changes. Please also observe the further product documentation!



The PCBs must be secured.

Subject to changes. Please also observe the further product documentation!