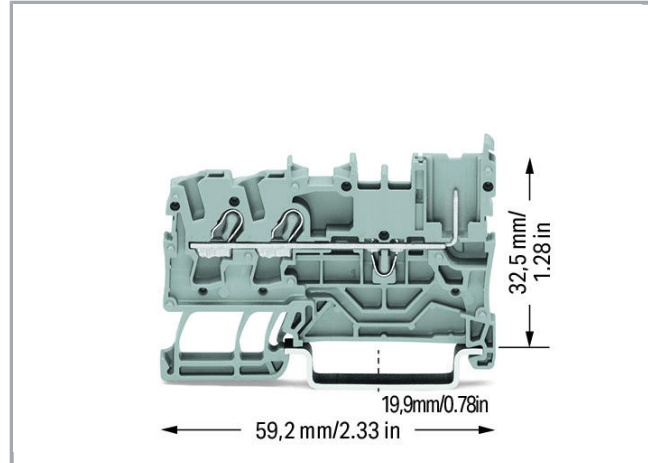



## Data sheet | Item number: 2022-1301/999-953

2-conductor/1-pin carrier terminal block; suitable for Ex nA applications; for DIN-rail 35 x 15 and 35 x 7.5; 2.5 mm<sup>2</sup>; Push-in CAGE CLAMP®; 2,50 mm<sup>2</sup>; gray



[www.wago.com/2022-1301/999-953](http://www.wago.com/2022-1301/999-953)



RoHS  Compliant

BOMcheck.net

Color:

### Data

#### Electrical data

#### Ratings per IEC/EN 60664-1

|               |                  |
|---------------|------------------|
| Ratings per   | IEC/EN 60947-7-1 |
| Rated current | 20 A             |

#### Approvals Ex

|                            |       |
|----------------------------|-------|
| Rated voltage EN (Ex e II) | 630 V |
|----------------------------|-------|

#### Connection data

|                                               |                     |
|-----------------------------------------------|---------------------|
| Connection technology                         | Push-in CAGE CLAMP® |
| Number of connection points (connection type) | 2                   |
| Actuation type                                | Open Tool Slot      |

Subject to changes. Please also observe the further product documentation!

WAGO Kontakttechnik GmbH & Co. KG  
Hansastr. 27  
32423 Minden  
Phone: +49571 887-0 | Fax: +49571 887-169  
Email: [info.de@wago.com](mailto:info.de@wago.com) | Web: [www.wago.com](http://www.wago.com)

Do you have any questions about our products?  
We are always happy to take your call at +49 (571) 887-44222.



|                                                                 |                                                                                                                                   |
|-----------------------------------------------------------------|-----------------------------------------------------------------------------------------------------------------------------------|
|                                                                 | Push-in                                                                                                                           |
| Connectable conductor materials                                 | Copper                                                                                                                            |
| Nominal cross section                                           | 2.5 mm <sup>2</sup>                                                                                                               |
| Solid conductor                                                 | 0.25 ... 4 mm <sup>2</sup> / 22 ... 12 AWG                                                                                        |
| Solid conductor, push-in termination                            | 0.75 ... 4 mm <sup>2</sup> / 18 ... 12 AWG                                                                                        |
| Fine-stranded conductor                                         | 0.25 ... 4 mm <sup>2</sup> / 22 ... 12 AWG                                                                                        |
| Fine-stranded conductor with ferrule with plastic collar        | 1 ... 2.5 mm <sup>2</sup> / 18 ... 12 AWG                                                                                         |
| Fine-stranded conductor with ferrule, push-in termination, from | 1 ... 2.5 mm <sup>2</sup> / 18 ... 12 AWG                                                                                         |
| Strip length                                                    | 10 ... 12 mm / 0.39 ... 0.47 inch                                                                                                 |
| Number of connection points                                     | 1                                                                                                                                 |
| Total number of connection points                               | 2                                                                                                                                 |
| Total number of potentials                                      | 1                                                                                                                                 |
| Number of levels                                                | 1                                                                                                                                 |
| Type of wiring                                                  | Front-entry wiring                                                                                                                |
| Note (conductor cross-section)                                  | Depending on the conductor characteristic, a conductor with a smaller cross section can also be inserted via push-in termination. |

### Geometrical Data

|                                       |                      |
|---------------------------------------|----------------------|
| Width                                 | 5.2 mm / 0.205 inch  |
| Height from upper-edge of DIN-35 rail | 32.5 mm / 1.28 inch  |
| Depth                                 | 59.2 mm / 2.331 inch |

### Mechanical data

|                  |                     |
|------------------|---------------------|
| Design           | horizontal          |
| Type of mounting | DIN-35 rail         |
| Marking level    | Center/side marking |

### Material Data

|                     |                      |
|---------------------|----------------------|
| Color               | gray                 |
| Insulating material | Polyamide 66 (PA 66) |
| Fire load           | 0.136 MJ             |
| Weight              | 6.3 g                |

### Commercial data

|                   |               |
|-------------------|---------------|
| Packaging type    | BOX           |
| Country of origin | CN            |
| GTIN              | 4055143329422 |

Subject to changes. Please also observe the further product documentation!

WAGO Kontakttechnik GmbH & Co. KG  
 Hansastr. 27  
 32423 Minden  
 Phone: +49571 887-0 | Fax: +49571 887-169  
 Email: [info.de@wago.com](mailto:info.de@wago.com) | Web: [www.wago.com](http://www.wago.com)


Do you have any questions about our products?  
 We are always happy to take your call at +49 (571) 887-44222.

Customs Tariff No.



85366990990

## Approvals / Certificates


### Ex-Approvals

| Logo                                                                             | Approval                                            | Additional Approval Text | Certificate name                                     |
|----------------------------------------------------------------------------------|-----------------------------------------------------|--------------------------|------------------------------------------------------|
|  | ATEX<br>Physikalisch Technische Bundesanstalt (PTB) | EN 60079                 | PTB 13<br>ATEX<br>1004 U (II<br>3 G Ex nA<br>IIC Gc) |

### Country specific Approvals

| Logo                                                                              | Approval                        | Additional Approval Text | Certificate name |
|-----------------------------------------------------------------------------------|---------------------------------|--------------------------|------------------|
|   | CCA<br>DEKRA Certification B.V. | EN 60947                 | NTR NL<br>7628   |
|  | CSA<br>DEKRA Certification B.V. | C22.2 No. 158            | 2437422          |

### UL-Approvals

| Logo                                                                               | Approval                             | Additional Approval Text | Certificate name |
|------------------------------------------------------------------------------------|--------------------------------------|--------------------------|------------------|
|  | UR<br>Underwriters Laboratories Inc. | UL 1059                  | E45172           |

## Counterpart

## Compatible products

Subject to changes. Please also observe the further product documentation!





WAGO Kontakttechnik GmbH & Co. KG  
 Hansastr. 27  
 32423 Minden  
 Phone: +49571 887-0 | Fax: +49571 887-169  
 Email: [info.de@wago.com](mailto:info.de@wago.com) | Web: [www.wago.com](http://www.wago.com)

Do you have any questions about our products?  
 We are always happy to take your call at +49 (571) 887-44222.

### End plate

|                                                                                  |                                                                              |                                                                    |
|----------------------------------------------------------------------------------|------------------------------------------------------------------------------|--------------------------------------------------------------------|
|  | <b>Item no.: 2022-1391</b><br>End and intermediate plate; 1 mm thick; gray   | <a href="http://www.wago.com/2022-1391">www.wago.com/2022-1391</a> |
|  | <b>Item no.: 2022-1392</b><br>End and intermediate plate; 1 mm thick; orange | <a href="http://www.wago.com/2022-1392">www.wago.com/2022-1392</a> |







### Push-In type wire jumper

|                                                                                    |                                                                                                                                                                                                                              |                                                                                  |
|------------------------------------------------------------------------------------|------------------------------------------------------------------------------------------------------------------------------------------------------------------------------------------------------------------------------|----------------------------------------------------------------------------------|
|                                                                                    | <b>Item no.: 2009-412</b><br>Push-in type wire jumper; insulated; wire length 60 mm; Conductor cross section 1.5 mm <sup>2</sup> ; suitable for 2001, 2002, 2003 and 2022 Series rail-mounted terminal blocks; black         | <a href="http://www.wago.com/2009-412">www.wago.com/2009-412</a>                 |
|    | <b>Item no.: 2009-414</b><br>Push-in type wire jumper; insulated; wire length 110 mm; Conductor cross section 1.5 mm <sup>2</sup> ; suitable for 2001, 2002, 2003 and 2022 Series rail-mounted terminal blocks; black        | <a href="http://www.wago.com/2009-414">www.wago.com/2009-414</a>                 |
|    | <b>Item no.: 2009-414/000-005</b><br>Push-in type wire jumper; insulated; wire length 110 mm; Conductor cross section 1.5 mm <sup>2</sup> ; suitable for 2001, 2002, 2003 and 2022 Series rail-mounted terminal blocks; red  | <a href="http://www.wago.com/2009-414/000-005">www.wago.com/2009-414/000-005</a> |
|   | <b>Item no.: 2009-414/000-006</b><br>Push-in type wire jumper; insulated; wire length 110 mm; Conductor cross section 1.5 mm <sup>2</sup> ; suitable for 2001, 2002, 2003 and 2022 Series rail-mounted terminal blocks; blue | <a href="http://www.wago.com/2009-414/000-006">www.wago.com/2009-414/000-006</a> |
|  | <b>Item no.: 2009-416</b><br>Push-in type wire jumper; insulated; wire length 250 mm; Conductor cross section 1.5 mm <sup>2</sup> ; suitable for 2001, 2002, 2003 and 2022 Series rail-mounted terminal blocks; black        | <a href="http://www.wago.com/2009-416">www.wago.com/2009-416</a>                 |














### Carrier rail

|  |                                                                                                                                        |                                                                |
|--|----------------------------------------------------------------------------------------------------------------------------------------|----------------------------------------------------------------|
|  | <b>Item no.: 210-112</b><br>Steel carrier rail; 35 x 7.5 mm; 1 mm thick; 2 m long; slotted; according to EN 60715; "Hole width 25 mm   | <a href="http://www.wago.com/210-112">www.wago.com/210-112</a> |
|  | <b>Item no.: 210-113</b><br>Steel carrier rail; 35 x 7.5 mm; 1 mm thick; 2 m long; unslotted; according to EN 60715                    | <a href="http://www.wago.com/210-113">www.wago.com/210-113</a> |
|  | <b>Item no.: 210-114</b><br>Steel carrier rail; 35 x 15 mm; 1.5 mm thick; 2 m long; unslotted; similar to EN 60715                     | <a href="http://www.wago.com/210-114">www.wago.com/210-114</a> |
|  | <b>Item no.: 210-115</b><br>Steel carrier rail; 35 x 7.5 mm; 1 mm thick; 2 m long; slotted; according to EN 60715; "Hole width 18 mm   | <a href="http://www.wago.com/210-115">www.wago.com/210-115</a> |
|  | <b>Item no.: 210-118</b><br>Steel carrier rail; 35 x 15 mm; 2.3 mm thick; 2 m long; unslotted; according to EN 60715                   | <a href="http://www.wago.com/210-118">www.wago.com/210-118</a> |
|  | <b>Item no.: 210-196</b><br>Aluminum carrier rail; 35 x 8.2 mm; 1.6 mm thick; 2 m long; unslotted; similar to EN 60715; silver-colored | <a href="http://www.wago.com/210-196">www.wago.com/210-196</a> |

Subject to changes. Please also observe the further product documentation!

|                                                                                   |                                                                                                                                                                                            |                                                                  |
|-----------------------------------------------------------------------------------|--------------------------------------------------------------------------------------------------------------------------------------------------------------------------------------------|------------------------------------------------------------------|
|                                                                                   | <b>Item no.: 210-197</b><br>Steel carrier rail; 35 x 15 mm; 1.5 mm thick; 2 m long; slotted; similar to EN 60715                                                                           | <a href="http://www.wago.com/210-197">www.wago.com/210-197</a>   |
|   | <b>Item no.: 210-198</b><br>Copper carrier rail; 35 x 15 mm; 2.3 mm thick; 2 m long; unslotted; according to EN 60715; copper-colored                                                      | <a href="http://www.wago.com/210-198">www.wago.com/210-198</a>   |
| <b>Insulation stop</b>                                                            |                                                                                                                                                                                            |                                                                  |
|                                                                                   | <b>Item no.: 2002-171</b><br>Insulation stop; 0.25 - 0.5 mm <sup>2</sup> ; 5 pieces/strip; light gray                                                                                      | <a href="http://www.wago.com/2002-171">www.wago.com/2002-171</a> |
|   | <b>Item no.: 2002-172</b><br>Insulation stop; 0.75 - 1 mm <sup>2</sup> ; 5 pieces/strip; dark gray                                                                                         | <a href="http://www.wago.com/2002-172">www.wago.com/2002-172</a> |
| <b>ferrule</b>                                                                    |                                                                                                                                                                                            |                                                                  |
|    | <b>Item no.: 216-241</b><br>Ferrule; Sleeve for 0.5 mm <sup>2</sup> / 20 AWG; insulated; electro-tin plated; electrolytic copper; gastight crimped; acc. to DIN 46228, Part 4/09.90; white | <a href="http://www.wago.com/216-241">www.wago.com/216-241</a>   |
|                                                                                   | <b>Item no.: 216-242</b><br>Ferrule; Sleeve for 0.75 mm <sup>2</sup> / 18 AWG; insulated; electro-tin plated; electrolytic copper; gastight crimped; acc. to DIN 46228, Part 4/09.90; gray | <a href="http://www.wago.com/216-242">www.wago.com/216-242</a>   |
|    | <b>Item no.: 216-243</b><br>Ferrule; Sleeve for 1 mm <sup>2</sup> / AWG 18; insulated; electro-tin plated; electrolytic copper; gastight crimped; acc. to DIN 46228, Part 4/09.90; red     | <a href="http://www.wago.com/216-243">www.wago.com/216-243</a>   |
|                                                                                   | <b>Item no.: 216-244</b><br>Ferrule; Sleeve for 1.5 mm <sup>2</sup> / AWG 16; insulated; electro-tin plated; electrolytic copper; gastight crimped; acc. to DIN 46228, Part 4/09.90; black | <a href="http://www.wago.com/216-244">www.wago.com/216-244</a>   |
|                                                                                   | <b>Item no.: 216-246</b><br>Ferrule; Sleeve for 2.5 mm <sup>2</sup> / AWG 14; insulated; electro-tin plated; electrolytic copper; gastight crimped; acc. to DIN 46228, Part 4/09.90; blue  | <a href="http://www.wago.com/216-246">www.wago.com/216-246</a>   |
|                                                                                   | <b>Item no.: 216-262</b><br>Ferrule; Sleeve for 0.75 mm <sup>2</sup> / 18 AWG; insulated; electro-tin plated; electrolytic copper; gastight crimped; acc. to DIN 46228, Part 4/09.90; gray | <a href="http://www.wago.com/216-262">www.wago.com/216-262</a>   |
|                                                                                   | <b>Item no.: 216-263</b><br>Ferrule; Sleeve for 1 mm <sup>2</sup> / AWG 18; insulated; electro-tin plated; electrolytic copper; gastight crimped; acc. to DIN 46228, Part 4/09.90; red     | <a href="http://www.wago.com/216-263">www.wago.com/216-263</a>   |
|  | <b>Item no.: 216-264</b><br>Ferrule; Sleeve for 1.5 mm <sup>2</sup> / AWG 16; insulated; electro-tin plated; electrolytic copper; gastight crimped; acc. to DIN 46228, Part 4/09.90; black | <a href="http://www.wago.com/216-264">www.wago.com/216-264</a>   |
|                                                                                   | <b>Item no.: 216-266</b><br>Ferrule; Sleeve for 2.5 mm <sup>2</sup> / AWG 14; insulated; electro-tin plated; electrolytic copper; gastight crimped; acc. to DIN 46228, Part 4/09.90; blue  | <a href="http://www.wago.com/216-266">www.wago.com/216-266</a>   |
|                                                                                   | <b>Item no.: 216-284</b><br>Ferrule; Sleeve for 1.5 mm <sup>2</sup> / AWG 16; insulated; electro-tin plated; electrolytic copper; gastight crimped; acc. to DIN 46228, Part 4/09.90; black | <a href="http://www.wago.com/216-284">www.wago.com/216-284</a>   |
|  | <b>Item no.: 216-286</b><br>Ferrule; Sleeve for 2.5 mm <sup>2</sup> / AWG 14; insulated; electro-tin plated; electrolytic copper; gastight crimped; acc. to DIN 46228, Part 4/09.90; blue  | <a href="http://www.wago.com/216-286">www.wago.com/216-286</a>   |
| <b>Jumper</b>                                                                     |                                                                                                                                                                                            |                                                                  |

Subject to changes. Please also observe the further product documentation!

|                                                                                    |                                                                                                                           |                                                                                  |
|------------------------------------------------------------------------------------|---------------------------------------------------------------------------------------------------------------------------|----------------------------------------------------------------------------------|
|    | <b>Item no.: 2002-400</b><br>Adjacent jumper for continuous commoning; insulated; 2-way; Nominal current 25 A; light gray | <a href="http://www.wago.com/2002-400">www.wago.com/2002-400</a>                 |
|    | <b>Item no.: 2002-402</b><br>Push-in type jumper bar; insulated; 2-way; Nominal current 25 A; light gray                  | <a href="http://www.wago.com/2002-402">www.wago.com/2002-402</a>                 |
|    | <b>Item no.: 2002-402/000-005</b><br>Push-in type jumper bar; insulated; 2-way; Nominal current 25 A; red                 | <a href="http://www.wago.com/2002-402/000-005">www.wago.com/2002-402/000-005</a> |
|    | <b>Item no.: 2002-402/000-006</b><br>Push-in type jumper bar; insulated; 2-way; Nominal current 25 A; blue                | <a href="http://www.wago.com/2002-402/000-006">www.wago.com/2002-402/000-006</a> |
|                                                                                    | <b>Item no.: 2002-403</b><br>Push-in type jumper bar; insulated; 3-way; Nominal current 25 A; light gray                  | <a href="http://www.wago.com/2002-403">www.wago.com/2002-403</a>                 |
|    | <b>Item no.: 2002-403/000-005</b><br>Push-in type jumper bar; insulated; 3-way; Nominal current 25 A; red                 | <a href="http://www.wago.com/2002-403/000-005">www.wago.com/2002-403/000-005</a> |
|    | <b>Item no.: 2002-403/000-006</b><br>Push-in type jumper bar; insulated; 3-way; Nominal current 25 A; blue                | <a href="http://www.wago.com/2002-403/000-006">www.wago.com/2002-403/000-006</a> |
|   | <b>Item no.: 2002-404</b><br>Push-in type jumper bar; insulated; 4-way; Nominal current 25 A; light gray                  | <a href="http://www.wago.com/2002-404">www.wago.com/2002-404</a>                 |
|                                                                                    | <b>Item no.: 2002-404/000-005</b><br>Push-in type jumper bar; insulated; 4-way; Nominal current 25 A; red                 | <a href="http://www.wago.com/2002-404/000-005">www.wago.com/2002-404/000-005</a> |
|  | <b>Item no.: 2002-404/000-006</b><br>Push-in type jumper bar; insulated; 4-way; Nominal current 25 A; blue                | <a href="http://www.wago.com/2002-404/000-006">www.wago.com/2002-404/000-006</a> |
|  | <b>Item no.: 2002-405</b><br>Push-in type jumper bar; insulated; 5-way; Nominal current 25 A; light gray                  | <a href="http://www.wago.com/2002-405">www.wago.com/2002-405</a>                 |
|  | <b>Item no.: 2002-405/000-005</b><br>Push-in type jumper bar; insulated; 5-way; Nominal current 25 A; red                 | <a href="http://www.wago.com/2002-405/000-005">www.wago.com/2002-405/000-005</a> |
|  | <b>Item no.: 2002-405/000-006</b><br>Push-in type jumper bar; insulated; 5-way; Nominal current 25 A; blue                | <a href="http://www.wago.com/2002-405/000-006">www.wago.com/2002-405/000-006</a> |
|  | <b>Item no.: 2002-405/011-000</b><br>Star point jumper; insulated; 3-way (1-3-5); IN = IN terminal block; light gray      | <a href="http://www.wago.com/2002-405/011-000">www.wago.com/2002-405/011-000</a> |
|  | <b>Item no.: 2002-406</b><br>Push-in type jumper bar; insulated; 6-way; Nominal current 25 A; light gray                  | <a href="http://www.wago.com/2002-406">www.wago.com/2002-406</a>                 |

Subject to changes. Please also observe the further product documentation!



**Item no.: 2002-406/000-005**  
Push-in type jumper bar; insulated; 6-way; Nominal current 25 A; red

[www.wago.com/2002-406/000-005](http://www.wago.com/2002-406/000-005)



**Item no.: 2002-406/000-006**  
Push-in type jumper bar; insulated; 6-way; Nominal current 25 A; blue

[www.wago.com/2002-406/000-006](http://www.wago.com/2002-406/000-006)



**Item no.: 2002-406/020-000**  
Delta jumper; insulated; 1-2 3-4 5-6; IN = IN terminal block; light gray

[www.wago.com/2002-406/020-000](http://www.wago.com/2002-406/020-000)



**Item no.: 2002-407**  
Push-in type jumper bar; insulated; 7-way; Nominal current 25 A; light gray

[www.wago.com/2002-407](http://www.wago.com/2002-407)



**Item no.: 2002-407/000-005**  
Push-in type jumper bar; insulated; 7-way; Nominal current 25 A; red

[www.wago.com/2002-407/000-005](http://www.wago.com/2002-407/000-005)



**Item no.: 2002-407/000-006**  
Push-in type jumper bar; insulated; 7-way; Nominal current 25 A; blue

[www.wago.com/2002-407/000-006](http://www.wago.com/2002-407/000-006)



**Item no.: 2002-408**  
Push-in type jumper bar; insulated; 8-way; Nominal current 25 A; light gray

[www.wago.com/2002-408](http://www.wago.com/2002-408)



**Item no.: 2002-408/000-005**  
Push-in type jumper bar; insulated; 8-way; Nominal current 25 A; red

[www.wago.com/2002-408/000-005](http://www.wago.com/2002-408/000-005)



**Item no.: 2002-408/000-006**  
Push-in type jumper bar; insulated; 8-way; Nominal current 25 A; blue

[www.wago.com/2002-408/000-006](http://www.wago.com/2002-408/000-006)



**Item no.: 2002-409**  
Push-in type jumper bar; insulated; 9-way; Nominal current 25 A; light gray

[www.wago.com/2002-409](http://www.wago.com/2002-409)



**Item no.: 2002-409/000-005**  
Push-in type jumper bar; insulated; 9-way; Nominal current 25 A; red

[www.wago.com/2002-409/000-005](http://www.wago.com/2002-409/000-005)



**Item no.: 2002-409/000-006**  
Push-in type jumper bar; insulated; 9-way; Nominal current 25 A; blue

[www.wago.com/2002-409/000-006](http://www.wago.com/2002-409/000-006)

**Item no.: 2002-410**  
Push-in type jumper bar; insulated; 10-way; Nominal current 25 A; light gray

[www.wago.com/2002-410](http://www.wago.com/2002-410)



**Item no.: 2002-410/000-005**  
Push-in type jumper bar; insulated; 10-way; Nominal current 25 A; red

[www.wago.com/2002-410/000-005](http://www.wago.com/2002-410/000-005)

Subject to changes. Please also observe the further product documentation!



**Item no.: 2002-410/000-006**  
Push-in type jumper bar; insulated; 10-way; Nominal current 25 A; blue

[www.wago.com/2002-410/000-006](http://www.wago.com/2002-410/000-006)

**Item no.: 2002-423**  
Adjacent jumper for continuous commoning; insulated; from 1 to 3; Nominal current 25 A; light gray

[www.wago.com/2002-423](http://www.wago.com/2002-423)



**Item no.: 2002-423/000-005**  
Adjacent jumper for continuous commoning; insulated; from 1 to 3; Nominal current 25 A; red

[www.wago.com/2002-423/000-005](http://www.wago.com/2002-423/000-005)



**Item no.: 2002-423/000-006**  
Adjacent jumper for continuous commoning; insulated; from 1 to 3; Nominal current 25 A; blue

[www.wago.com/2002-423/000-006](http://www.wago.com/2002-423/000-006)



**Item no.: 2002-433**  
Push-in type jumper bar; insulated; from 1 to 3; Nominal current 25 A; light gray

[www.wago.com/2002-433](http://www.wago.com/2002-433)



**Item no.: 2002-434**  
Push-in type jumper bar; insulated; from 1 to 4; Nominal current 25 A; light gray

[www.wago.com/2002-434](http://www.wago.com/2002-434)



**Item no.: 2002-435**  
Push-in type jumper bar; insulated; from 1 to 5; Nominal current 25 A; light gray

[www.wago.com/2002-435](http://www.wago.com/2002-435)



**Item no.: 2002-436**  
Push-in type jumper bar; insulated; from 1 to 6; Nominal current 25 A; light gray

[www.wago.com/2002-436](http://www.wago.com/2002-436)



**Item no.: 2002-437**  
Push-in type jumper bar; insulated; from 1 to 7; Nominal current 25 A; light gray

[www.wago.com/2002-437](http://www.wago.com/2002-437)



**Item no.: 2002-438**  
Push-in type jumper bar; insulated; from 1 to 8; Nominal current 25 A; light gray

[www.wago.com/2002-438](http://www.wago.com/2002-438)



**Item no.: 2002-439**  
Push-in type jumper bar; insulated; from 1 to 9; Nominal current 25 A; light gray

[www.wago.com/2002-439](http://www.wago.com/2002-439)



**Item no.: 2002-440**  
Push-in type jumper bar; insulated; from 1 to 10; Nominal current 25 A; light gray

[www.wago.com/2002-440](http://www.wago.com/2002-440)



**Item no.: 2002-472**  
Staggered jumper; insulated; 2-way; Nominal current 25 A; suitable for 2002 and 2003 Series rail-mounted terminal blocks; light gray

[www.wago.com/2002-472](http://www.wago.com/2002-472)



**Item no.: 2002-473**  
Staggered jumper; insulated; 3-way; Nominal current 25 A; suitable for 2002 and 2003 Series rail-mounted terminal blocks; light gray

[www.wago.com/2002-473](http://www.wago.com/2002-473)

**Item no.: 2002-473/011-000**  
Ready-made staggered jumper; insulated; 2-way (1-3); Nominal current 25 A; with contact lugs broken off at the factory and circuit marking; light gray

[www.wago.com/2002-473/011-000](http://www.wago.com/2002-473/011-000)















**Item no.: 2002-474**  
Staggered jumper; insulated; 4-way; Nominal current 25 A; suitable for 2002 and 2003 Series rail-mounted terminal blocks; light gray

[www.wago.com/2002-474](http://www.wago.com/2002-474)

**Item no.: 2002-475**

Subject to changes. Please also observe the further product documentation!



|                                                                                    |                                                                                                                                                                                               |                                                                                  |
|------------------------------------------------------------------------------------|-----------------------------------------------------------------------------------------------------------------------------------------------------------------------------------------------|----------------------------------------------------------------------------------|
|    | Staggered jumper; insulated; 5-way; Nominal current 25 A; suitable for 2002 and 2003 Series rail-mounted terminal blocks; light gray                                                          | <a href="http://www.wago.com/2002-475">www.wago.com/2002-475</a>                 |
|                                                                                    | <b>Item no.: 2002-475/011-000</b><br>Ready-made staggered jumper; insulated; 3-way (1-3-5); Nominal current 25 A; with contact lugs broken off at the factory and circuit marking; light gray | <a href="http://www.wago.com/2002-475/011-000">www.wago.com/2002-475/011-000</a> |
|    | <b>Item no.: 2002-476</b><br>Staggered jumper; insulated; 6-way; Nominal current 25 A; suitable for 2002 and 2003 Series rail-mounted terminal blocks; light gray                             | <a href="http://www.wago.com/2002-476">www.wago.com/2002-476</a>                 |
|    | <b>Item no.: 2002-477</b><br>Staggered jumper; insulated; 7-way; Nominal current 25 A; suitable for 2002 and 2003 Series rail-mounted terminal blocks; light gray                             | <a href="http://www.wago.com/2002-477">www.wago.com/2002-477</a>                 |
|    | <b>Item no.: 2002-477/011-000</b><br>Ready-made staggered jumper; insulated; 1-3-5-7; Nominal current 25 A; with contact lugs broken off at the factory and circuit marking; light gray       | <a href="http://www.wago.com/2002-477/011-000">www.wago.com/2002-477/011-000</a> |
|    | <b>Item no.: 2002-478</b><br>Staggered jumper; insulated; 8-way; Nominal current 25 A; suitable for 2002 and 2003 Series rail-mounted terminal blocks; light gray                             | <a href="http://www.wago.com/2002-478">www.wago.com/2002-478</a>                 |
|    | <b>Item no.: 2002-479</b><br>Staggered jumper; insulated; 9-way; Nominal current 25 A; suitable for 2002 and 2003 Series rail-mounted terminal blocks; light gray                             | <a href="http://www.wago.com/2002-479">www.wago.com/2002-479</a>                 |
|                                                                                    | <b>Item no.: 2002-479/011-000</b><br>Ready-made staggered jumper; insulated; 1-3-5-7-9; Nominal current 25 A; with contact lugs broken off at the factory and circuit marking; light gray     | <a href="http://www.wago.com/2002-479/011-000">www.wago.com/2002-479/011-000</a> |
|  | <b>Item no.: 2002-480</b><br>Staggered jumper; insulated; 10-way; Nominal current 25 A; suitable for 2002 and 2003 Series rail-mounted terminal blocks; light gray                            | <a href="http://www.wago.com/2002-480">www.wago.com/2002-480</a>                 |
|  | <b>Item no.: 2002-481</b><br>Staggered jumper; insulated; 11-way; Nominal current 25 A; suitable for 2002 and 2003 Series rail-mounted terminal blocks; light gray                            | <a href="http://www.wago.com/2002-481">www.wago.com/2002-481</a>                 |
|                                                                                    | <b>Item no.: 2002-481/011-000</b><br>Ready-made staggered jumper; insulated; 1-3-5-7-9-11; Nominal current 25 A; with contact lugs broken off at the factory and circuit marking; light gray  | <a href="http://www.wago.com/2002-481/011-000">www.wago.com/2002-481/011-000</a> |
|  | <b>Item no.: 2002-482</b><br>Staggered jumper; insulated; 12-way; Nominal current 25 A; suitable for 2002 and 2003 Series rail-mounted terminal blocks; light gray                            | <a href="http://www.wago.com/2002-482">www.wago.com/2002-482</a>                 |
|  | <b>Item no.: 210-103</b><br>Wire commoning chain; insulated; 50 connections; black                                                                                                            | <a href="http://www.wago.com/210-103">www.wago.com/210-103</a>                   |
|  | <b>Item no.: 210-123</b><br>Wire commoning chain; insulated; 50 connections                                                                                                                   | <a href="http://www.wago.com/210-123">www.wago.com/210-123</a>                   |
| <b>Female plug</b>                                                                 |                                                                                                                                                                                               |                                                                                  |
|  | <b>Item no.: 2022-101</b><br>1-conductor female plug; 2.5 mm <sup>2</sup> ; 1-pole; 2,50 mm <sup>2</sup> ; gray                                                                               | <a href="http://www.wago.com/2022-101">www.wago.com/2022-101</a>                 |

Subject to changes. Please also observe the further product documentation!

Item no.: 2022-102/999-953

1-conductor female plug; 2.5 mm<sup>2</sup>; 2-pole; 2,50 mm<sup>2</sup>; gray

[www.wago.com/2022-102/999-953](http://www.wago.com/2022-102/999-953)

Item no.: 2022-103/000-038/999-953

1-conductor female plug; 2.5 mm<sup>2</sup>; 3-pole; 2,50 mm<sup>2</sup>; gray, blue, green-yellow

[www.wago.com/2022-103/000-038/999-953](http://www.wago.com/2022-103/000-038/999-953)

Item no.: 2022-103/000-039/999-953

1-conductor female plug; 2.5 mm<sup>2</sup>; 3-pole; 2,50 mm<sup>2</sup>; green-yellow, blue, gray

[www.wago.com/2022-103/000-039/999-953](http://www.wago.com/2022-103/000-039/999-953)

Item no.: 2022-103/999-953

1-conductor female plug; 2.5 mm<sup>2</sup>; 3-pole; 2,50 mm<sup>2</sup>; gray

[www.wago.com/2022-103/999-953](http://www.wago.com/2022-103/999-953)

Item no.: 2022-104/000-038/999-953

1-conductor female plug; 2.5 mm<sup>2</sup>; 4-pole; 2,50 mm<sup>2</sup>; gray, blue, green-yellow

[www.wago.com/2022-104/000-038/999-953](http://www.wago.com/2022-104/000-038/999-953)

Item no.: 2022-104/000-039/999-953

1-conductor female plug; 2.5 mm<sup>2</sup>; 4-pole; 2,50 mm<sup>2</sup>; green-yellow/blue/gray

[www.wago.com/2022-104/000-039/999-953](http://www.wago.com/2022-104/000-039/999-953)

Item no.: 2022-104/999-953

1-conductor female plug; 2.5 mm<sup>2</sup>; 4-pole; 2,50 mm<sup>2</sup>; gray

[www.wago.com/2022-104/999-953](http://www.wago.com/2022-104/999-953)

Item no.: 2022-105/000-038/999-953

1-conductor female plug; 2.5 mm<sup>2</sup>; 5-pole; 2,50 mm<sup>2</sup>; gray, blue, green-yellow

[www.wago.com/2022-105/000-038/999-953](http://www.wago.com/2022-105/000-038/999-953)

Item no.: 2022-105/000-039/999-953

1-conductor female plug; 2.5 mm<sup>2</sup>; 5-pole; 2,50 mm<sup>2</sup>; green-yellow, blue, gray

[www.wago.com/2022-105/000-039/999-953](http://www.wago.com/2022-105/000-039/999-953)

Item no.: 2022-105/999-953

1-conductor female plug; 2.5 mm<sup>2</sup>; 5-pole; 2,50 mm<sup>2</sup>; gray

[www.wago.com/2022-105/999-953](http://www.wago.com/2022-105/999-953)



Item no.: 2022-106/000-038/999-953

1-conductor female plug; 2.5 mm<sup>2</sup>; 6-pole; 2,50 mm<sup>2</sup>; gray, blue, green-yellow

[www.wago.com/2022-106/000-038/999-953](http://www.wago.com/2022-106/000-038/999-953)

Item no.: 2022-106/000-039/999-953

1-conductor female plug; 2.5 mm<sup>2</sup>; 6-pole; 2,50 mm<sup>2</sup>; green-yellow, blue, gray

[www.wago.com/2022-106/000-039/999-953](http://www.wago.com/2022-106/000-039/999-953)



Item no.: 2022-106/999-953

1-conductor female plug; 2.5 mm<sup>2</sup>; 6-pole; 2,50 mm<sup>2</sup>; gray

[www.wago.com/2022-106/999-953](http://www.wago.com/2022-106/999-953)

Subject to changes. Please also observe the further product documentation!

WAGO Kontakttechnik GmbH & Co. KG

Hansastr. 27

32423 Minden

Phone: +49571 887-0 | Fax: +49571 887-169

Email: [info.de@wago.com](mailto:info.de@wago.com) | Web: [www.wago.com](http://www.wago.com)

Do you have any questions about our products?

We are always happy to take your call at +49 (571) 887-44222.

Item no.: 2022-107/999-953

1-conductor female plug; 2.5 mm<sup>2</sup>; 7-pole; 2,50 mm<sup>2</sup>; gray[www.wago.com/2022-107/999-953](http://www.wago.com/2022-107/999-953)

Item no.: 2022-108/999-953

1-conductor female plug; 2.5 mm<sup>2</sup>; 8-pole; 2,50 mm<sup>2</sup>; gray[www.wago.com/2022-108/999-953](http://www.wago.com/2022-108/999-953)

## Marking accessories



Item no.: 2002-161

Adaptor

[www.wago.com/2002-161](http://www.wago.com/2002-161)

Item no.: 2009-110

Marking strips; on reel; not stretchable; plain; snap-on type; white

[www.wago.com/2009-110](http://www.wago.com/2009-110)

Item no.: 2009-115

WMB-Inline; for Smart Printer; 1500 pieces on roll; stretchable 5 - 5.2 mm; plain; snap-on type; white

[www.wago.com/2009-115](http://www.wago.com/2009-115)

Item no.: 2009-115/000-002

WMB-Inline; for Smart Printer; 1500 pieces on roll; stretchable 5 - 5.2 mm; plain; snap-on type; yellow

[www.wago.com/2009-115/000-002](http://www.wago.com/2009-115/000-002)

Item no.: 2009-115/000-005

WMB-Inline; for Smart Printer; 1500 pieces on roll; stretchable 5 - 5.2 mm; plain; snap-on type; white

[www.wago.com/2009-115/000-005](http://www.wago.com/2009-115/000-005)

Item no.: 2009-115/000-006

WMB-Inline; for Smart Printer; 1500 pieces on roll; stretchable 5 - 5.2 mm; plain; snap-on type; white

[www.wago.com/2009-115/000-006](http://www.wago.com/2009-115/000-006)

Item no.: 2009-115/000-007

WMB-Inline; for Smart Printer; 1500 pieces on roll; stretchable 5 - 5.2 mm; plain; snap-on type; gray

[www.wago.com/2009-115/000-007](http://www.wago.com/2009-115/000-007)

Item no.: 2009-115/000-012

WMB-Inline; for Smart Printer; 1500 pieces on roll; stretchable 5 - 5.2 mm; plain; snap-on type; white

[www.wago.com/2009-115/000-012](http://www.wago.com/2009-115/000-012)

Item no.: 2009-115/000-017

WMB-Inline; for Smart Printer; 1500 pieces on roll; stretchable 5 - 5.2 mm; plain; snap-on type; white

[www.wago.com/2009-115/000-017](http://www.wago.com/2009-115/000-017)

Item no.: 2009-115/000-023

WMB-Inline; for Smart Printer; 1500 pieces on roll; stretchable 5 - 5.2 mm; plain; snap-on type; green

[www.wago.com/2009-115/000-023](http://www.wago.com/2009-115/000-023)

Item no.: 2009-115/000-024

WMB-Inline; for Smart Printer; 1500 pieces on roll; stretchable 5 - 5.2 mm; plain; snap-on type; white

[www.wago.com/2009-115/000-024](http://www.wago.com/2009-115/000-024)

Item no.: 2009-145

Mini-WSB Inline; for Smart Printer; 1700 pieces on roll; stretchable 5 - 5.2 mm; plain; snap-on type; white

[www.wago.com/2009-145](http://www.wago.com/2009-145)

Subject to changes. Please also observe the further product documentation!

WAGO Kontakttechnik GmbH &amp; Co. KG

Hansastr. 27
















32423 Minden

Phone: +49571 887-0 | Fax: +49571 887-169

Email: [info.de@wago.com](mailto:info.de@wago.com) | Web: [www.wago.com](http://www.wago.com)

Do you have any questions about our products?

We are always happy to take your call at +49 (571) 887-44222.

|                                                                                    |                                                                                                                                                   |                                                                                  |
|------------------------------------------------------------------------------------|---------------------------------------------------------------------------------------------------------------------------------------------------|----------------------------------------------------------------------------------|
|    | <b>Item no.: 2009-145/000-002</b><br>Mini-WSB Inline; for Smart Printer; 1700 pieces on roll; stretchable 5 - 5.2 mm; plain; snap-on type; white  | <a href="http://www.wago.com/2009-145/000-002">www.wago.com/2009-145/000-002</a> |
|    | <b>Item no.: 2009-145/000-005</b><br>Mini-WSB Inline; for Smart Printer; 1700 pieces on roll; stretchable 5 - 5.2 mm; plain; snap-on type; red    | <a href="http://www.wago.com/2009-145/000-005">www.wago.com/2009-145/000-005</a> |
|    | <b>Item no.: 2009-145/000-006</b><br>Mini-WSB Inline; for Smart Printer; 1700 pieces on roll; stretchable 5 - 5.2 mm; plain; snap-on type; blue   | <a href="http://www.wago.com/2009-145/000-006">www.wago.com/2009-145/000-006</a> |
|    | <b>Item no.: 2009-145/000-007</b><br>Mini-WSB Inline; for Smart Printer; 1700 pieces on roll; stretchable 5 - 5.2 mm; plain; snap-on type; white  | <a href="http://www.wago.com/2009-145/000-007">www.wago.com/2009-145/000-007</a> |
|    | <b>Item no.: 2009-145/000-012</b><br>Mini-WSB Inline; for Smart Printer; 1700 pieces on roll; stretchable 5 - 5.2 mm; plain; snap-on type; orange | <a href="http://www.wago.com/2009-145/000-012">www.wago.com/2009-145/000-012</a> |
|    | <b>Item no.: 2009-145/000-023</b><br>Mini-WSB Inline; for Smart Printer; 1700 pieces on roll; stretchable 5 - 5.2 mm; plain; snap-on type; green  | <a href="http://www.wago.com/2009-145/000-023">www.wago.com/2009-145/000-023</a> |
|   | <b>Item no.: 2009-145/000-024</b><br>Mini-WSB Inline; for Smart Printer; 1700 pieces on roll; stretchable 5 - 5.2 mm; plain; snap-on type; violet | <a href="http://www.wago.com/2009-145/000-024">www.wago.com/2009-145/000-024</a> |
|  | <b>Item no.: 2009-191</b><br>Group marker carrier                                                                                                 | <a href="http://www.wago.com/2009-191">www.wago.com/2009-191</a>                 |
|  | <b>Item no.: 2009-192</b><br>Group marker carrier                                                                                                 | <a href="http://www.wago.com/2009-192">www.wago.com/2009-192</a>                 |
|  | <b>Item no.: 2009-193</b><br>Group marker carrier                                                                                                 | <a href="http://www.wago.com/2009-193">www.wago.com/2009-193</a>                 |
|  | <b>Item no.: 2009-198</b><br>Adaptor                                                                                                              | <a href="http://www.wago.com/2009-198">www.wago.com/2009-198</a>                 |
|  | <b>Item no.: 248-501</b><br>Miniature WSB Quick marking system; plain; Marker width 5 mm; 10 strips with 10 markers per card                      | <a href="http://www.wago.com/248-501">www.wago.com/248-501</a>                   |
|  | <b>Item no.: 248-501/000-002</b><br>Mini-WSB marking card; as card; not stretchable; plain; snap-on type; yellow                                  | <a href="http://www.wago.com/248-501/000-002">www.wago.com/248-501/000-002</a>   |
|  | <b>Item no.: 248-501/000-005</b><br>Mini-WSB marking card; as card; not stretchable; plain; snap-on type; red                                     | <a href="http://www.wago.com/248-501/000-005">www.wago.com/248-501/000-005</a>   |
|  | <b>Item no.: 248-501/000-006</b><br>Mini-WSB marking card; as card; not stretchable; plain; snap-on type; blue                                    | <a href="http://www.wago.com/248-501/000-006">www.wago.com/248-501/000-006</a>   |

Subject to changes. Please also observe the further product documentation!



**Item no.: 248-501/000-007**  
Mini-WSB marking card; as card; not stretchable; plain; snap-on type; gray

[www.wago.com/248-501/000-007](http://www.wago.com/248-501/000-007)



**Item no.: 248-501/000-012**  
Mini-WSB marking card; as card; not stretchable; plain; snap-on type; orange

[www.wago.com/248-501/000-012](http://www.wago.com/248-501/000-012)



**Item no.: 248-501/000-017**  
Mini-WSB marking card; as card; not stretchable; plain; snap-on type; light green

[www.wago.com/248-501/000-017](http://www.wago.com/248-501/000-017)

**Item no.: 248-501/000-023**  
Mini-WSB marking card; as card; not stretchable; plain; snap-on type; green

[www.wago.com/248-501/000-023](http://www.wago.com/248-501/000-023)



**Item no.: 248-501/000-024**  
Mini-WSB marking card; as card; not stretchable; plain; snap-on type; violet

[www.wago.com/248-501/000-024](http://www.wago.com/248-501/000-024)



**Item no.: 793-501**  
WMB marking card; as card; not stretchable; plain; snap-on type; white

[www.wago.com/793-501](http://www.wago.com/793-501)

**Item no.: 793-501/000-002**  
WMB marking card; as card; not stretchable; plain; snap-on type; yellow

[www.wago.com/793-501/000-002](http://www.wago.com/793-501/000-002)

**Item no.: 793-501/000-005**  
WMB marking card; as card; not stretchable; plain; snap-on type; red

[www.wago.com/793-501/000-005](http://www.wago.com/793-501/000-005)



**Item no.: 793-501/000-006**  
WMB marking card; as card; not stretchable; plain; snap-on type; blue

[www.wago.com/793-501/000-006](http://www.wago.com/793-501/000-006)



**Item no.: 793-501/000-007**  
WMB marking card; as card; not stretchable; plain; snap-on type; gray

[www.wago.com/793-501/000-007](http://www.wago.com/793-501/000-007)



**Item no.: 793-501/000-012**  
WMB marking card; as card; not stretchable; plain; snap-on type; orange

[www.wago.com/793-501/000-012](http://www.wago.com/793-501/000-012)



**Item no.: 793-501/000-017**  
WMB marking card; as card; not stretchable; plain; snap-on type; light green

[www.wago.com/793-501/000-017](http://www.wago.com/793-501/000-017)



**Item no.: 793-501/000-023**  
WMB marking card; as card; not stretchable; plain; snap-on type; green

[www.wago.com/793-501/000-023](http://www.wago.com/793-501/000-023)

Subject to changes. Please also observe the further product documentation!



**Item no.: 793-501/000-024**  
WMB marking card; as card; not stretchable; plain; snap-on type; violet

[www.wago.com/793-501/000-024](http://www.wago.com/793-501/000-024)



**Item no.: 793-5501**  
WMB marking card; as card; for terminal block width 5 - 17.5 mm; stretchable 5 - 5.2 mm; plain; snap-on type; white

[www.wago.com/793-5501](http://www.wago.com/793-5501)



**Item no.: 793-5501/000-002**  
WMB marking card; as card; for terminal block width 5 - 17.5 mm; stretchable 5 - 5.2 mm; plain; snap-on type; yellow

[www.wago.com/793-5501/000-002](http://www.wago.com/793-5501/000-002)

**Item no.: 793-5501/000-005**  
WMB marking card; as card; for terminal block width 5 - 17.5 mm; stretchable 5 - 5.2 mm; plain; snap-on type; red

[www.wago.com/793-5501/000-005](http://www.wago.com/793-5501/000-005)

**Item no.: 793-5501/000-006**  
WMB marking card; as card; for terminal block width 5 - 17.5 mm; stretchable 5 - 5.2 mm; plain; snap-on type; blue

[www.wago.com/793-5501/000-006](http://www.wago.com/793-5501/000-006)

**Item no.: 793-5501/000-007**  
WMB marking card; as card; for terminal block width 5 - 17.5 mm; stretchable 5 - 5.2 mm; plain; snap-on type; gray

[www.wago.com/793-5501/000-007](http://www.wago.com/793-5501/000-007)



**Item no.: 793-5501/000-012**  
WMB marking card; as card; for terminal block width 5 - 17.5 mm; stretchable 5 - 5.2 mm; plain; snap-on type; orange

[www.wago.com/793-5501/000-012](http://www.wago.com/793-5501/000-012)



**Item no.: 793-5501/000-014**  
WMB marking card; as card; for terminal block width 5 - 17.5 mm; stretchable 5 - 5.2 mm; plain; snap-on type; brown

[www.wago.com/793-5501/000-014](http://www.wago.com/793-5501/000-014)



**Item no.: 793-5501/000-017**  
WMB marking card; as card; for terminal block width 5 - 17.5 mm; stretchable 5 - 5.2 mm; plain; snap-on type; green

[www.wago.com/793-5501/000-017](http://www.wago.com/793-5501/000-017)



**Item no.: 793-5501/000-023**  
WMB marking card; as card; for terminal block width 5 - 17.5 mm; stretchable 5 - 5.2 mm; plain; snap-on type; light green

[www.wago.com/793-5501/000-023](http://www.wago.com/793-5501/000-023)



**Item no.: 793-5501/000-024**  
WMB marking card; as card; for terminal block width 5 - 17.5 mm; stretchable 5 - 5.2 mm; plain; snap-on type; violet

[www.wago.com/793-5501/000-024](http://www.wago.com/793-5501/000-024)

#### Protective Warning Marker

**Item no.: 2002-115**  
Protective warning marker; with high-voltage symbol, black; for 5 terminal blocks; yellow

[www.wago.com/2002-115](http://www.wago.com/2002-115)

#### Coding


















**Item no.: 2022-100**  
Carrier with 6 coding pins; for coding of female plugs; orange

[www.wago.com/2022-100](http://www.wago.com/2022-100)

#### Test Accessories

Subject to changes. Please also observe the further product documentation!

|                                                                                    |                                                                                                                                             |                                                                  |
|------------------------------------------------------------------------------------|---------------------------------------------------------------------------------------------------------------------------------------------|------------------------------------------------------------------|
|    | <b>Item no.: 2002-511</b><br>Modular TOPJOB®S connector; modular; for jumper contact slot; 1-pole; 2,50 mm <sup>2</sup> ; gray              | <a href="http://www.wago.com/2002-511">www.wago.com/2002-511</a> |
|    | <b>Item no.: 2002-549</b><br>Spacer module; modular; e.g., for bridging commoned terminal blocks; gray                                      | <a href="http://www.wago.com/2002-549">www.wago.com/2002-549</a> |
|    | <b>Item no.: 2002-552</b><br>Modular TOPJOB®S connector; modular; for jumper contact slot; 2-pole; 2,50 mm <sup>2</sup> ; gray              | <a href="http://www.wago.com/2002-552">www.wago.com/2002-552</a> |
|    | <b>Item no.: 2002-553</b><br>Modular TOPJOB®S connector; modular; for jumper contact slot; 3-pole; 2,50 mm <sup>2</sup> ; gray              | <a href="http://www.wago.com/2002-553">www.wago.com/2002-553</a> |
|    | <b>Item no.: 2002-554</b><br>Modular TOPJOB®S connector; modular; for jumper contact slot; 4-pole; 2,50 mm <sup>2</sup> ; gray              | <a href="http://www.wago.com/2002-554">www.wago.com/2002-554</a> |
|    | <b>Item no.: 2002-555</b><br>Modular TOPJOB®S connector; modular; for jumper contact slot; 5-pole; 2,50 mm <sup>2</sup> ; gray              | <a href="http://www.wago.com/2002-555">www.wago.com/2002-555</a> |
|    | <b>Item no.: 2002-556</b><br>Modular TOPJOB®S connector; modular; for jumper contact slot; 6-pole; 2,50 mm <sup>2</sup> ; gray              | <a href="http://www.wago.com/2002-556">www.wago.com/2002-556</a> |
|    | <b>Item no.: 2002-557</b><br>Modular TOPJOB®S connector; modular; for jumper contact slot; 7-pole; 2,50 mm <sup>2</sup> ; gray              | <a href="http://www.wago.com/2002-557">www.wago.com/2002-557</a> |
|    | <b>Item no.: 2002-558</b><br>Modular TOPJOB®S connector; modular; for jumper contact slot; 8-pole; 2,50 mm <sup>2</sup> ; gray              | <a href="http://www.wago.com/2002-558">www.wago.com/2002-558</a> |
|   | <b>Item no.: 2002-559</b><br>Modular TOPJOB®S connector; modular; for jumper contact slot; 9-pole; 2,50 mm <sup>2</sup> ; gray              | <a href="http://www.wago.com/2002-559">www.wago.com/2002-559</a> |
|  | <b>Item no.: 2002-560</b><br>Modular TOPJOB®S connector; modular; for jumper contact slot; 10-pole; 2,50 mm <sup>2</sup> ; gray             | <a href="http://www.wago.com/2002-560">www.wago.com/2002-560</a> |
|  | <b>Item no.: 2009-174</b><br>Test plug adapter; for 4 mm Ø test plugs; for testing TOPJOB®S rail-mounted terminal blocks; gray              | <a href="http://www.wago.com/2009-174">www.wago.com/2009-174</a> |
|  | <b>Item no.: 2009-182</b><br>Testing tap; for max. 2.5 mm <sup>2</sup> ; tool-free connection for individual test wires 0.08 - 2.5 mm; gray | <a href="http://www.wago.com/2009-182">www.wago.com/2009-182</a> |
|  | <b>Item no.: 859-500</b><br>Test pin; 1 mm Ø; with solder connection for test wire                                                          | <a href="http://www.wago.com/859-500">www.wago.com/859-500</a>   |
| <b>tools</b>                                                                       |                                                                                                                                             |                                                                  |
|  | <b>Item no.: 210-720</b><br>Operating tool; Blade: 3.5 x 0.5 mm; with a partially insulated shaft                                           | <a href="http://www.wago.com/210-720">www.wago.com/210-720</a>   |

## Downloads

### Documentation

#### Additional Information

|                        |             |               |          |
|------------------------|-------------|---------------|----------|
| Technical explanations | Apr 3, 2019 | pdf<br>2.1 MB | Download |
|------------------------|-------------|---------------|----------|

Subject to changes. Please also observe the further product documentation!

## CAD/CAE-Data

### CAD data

2D/3D Models 2022-1301/999-953

[URL](#)

[Download](#)

### CAE data

EPLAN Data Portal 2022-1301/999-953

[URL](#)

[Download](#)


WSCAD Universe 2022-1301/999-953

[URL](#)


[Download](#)

## Installation Notes


### Installation



Snap individual carrier terminal blocks onto the carrier rail and slide together.



Open the assembly by laterally sliding a block via operating tool (3.5 x 0.5 mm blade).




Separate terminal block assembly and slide individual terminal blocks laterally using an operating tool.

### Inserting a conductor


Subject to changes. Please also observe the further product documentation!



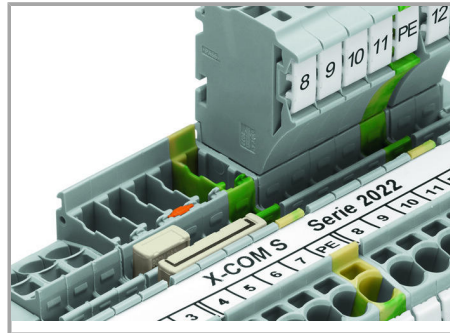


Push-in CAGE CLAMP® enables solid conductors and fine-stranded conductors with ferrules to be connected by simply pushing them into the unit.


### Commoning



Commoning X-COM®S-SYSTEM Terminal Blocks using jumpers for TOPJOB® S Terminal Blocks. An end plate provides connection to TOPJOB® S Terminal Blocks. 2020 and 2022 Series Terminal Blocks are combinable. Jumper slots are on the same level for both series.



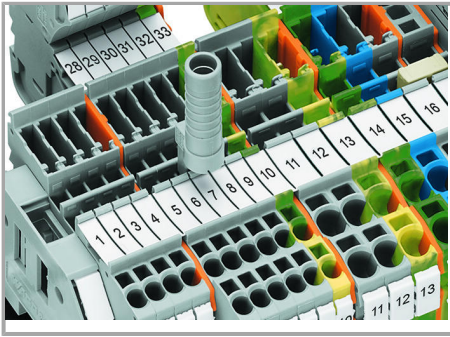
Pairing push-in comb style jumpers.



Commoning with push-in type wire jumper.


### Testing

Subject to changes. Please also observe the further product documentation!



Test plug adapter (2009-174) for 4 mm test plugs or banana plugs – also suitable for X-COM®S-SYSTEM-MINI Terminal Blocks.

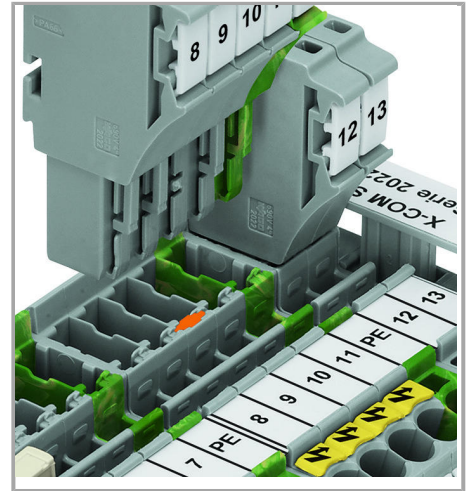
### Coding



Insert coding pin into the corresponding slot and twist it off.




Coding a female plug: remove coding finger using a suitable tool.




Insert a coding pin (2022-100) into the corresponding location of the carrier terminal block.

### Ex Application



Subject to changes. Please also observe the further product documentation!



630 V = rated voltage for use in Zone 2 hazardous areas, "nA" type of protection

"n" refers to an ignition protection class in Zone 2:

This zone covers areas in which a dangerous, explosive atmosphere consisting of gases, vapors or dust is unlikely to exist and will only persist for a short period if it does.

"A" means: non-sparking (function modules without relays/switches)

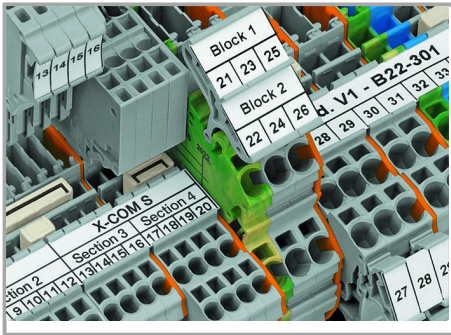
Ex marking:

"Ex" sign and extended item number ".../999-953" are printed on the side of both carrier terminal blocks and female plugs with Ex approval.


Subject to changes. Please also observe the further product documentation!

Shorter locking lever (factory-mounted) makes accidental disconnection more difficult.

### Marking




Clear marking via large marking area



Group marking with height-adjustable group marker carrier (2009 163)

### Safety



Carrier terminal blocks and female plugs are touch-proof.

### Product family

#### X-COM S

[Show all products from the family](#)

Subject to changes. Please also observe the further product documentation!