


## Data sheet | Item number: 2022-112/000-039

1-conductor female plug; 2.5 mm<sup>2</sup>; 12-pole; 2,50 mm<sup>2</sup>; green-yellow, blue, gray

[www.wago.com/2022-112/000-039](http://www.wago.com/2022-112/000-039)



### Item description

#### Safety information 1:

According to EN 61984, pluggable connectors without current interrupting capacity shall not be mated and unmated when live or under load.

### Data

#### Electrical data

#### Ratings per IEC/EN 60664-1

| Ratings per                     | IEC/EN 61984 |
|---------------------------------|--------------|
| Rated voltage (III / 3)         | 690 V        |
| Rated impulse voltage (III / 3) | 6 kV         |
| Rated current                   | 24 A         |
| Rated current (2)               | 32 A         |

Subject to changes. Please also observe the further product documentation!

WAGO Kontakttechnik GmbH & Co. KG  
Hansastr. 27  
32423 Minden  
Phone: +49571 887-0 | Fax: +49571 887-169  
Email: [info.de@wago.com](mailto:info.de@wago.com) | Web: [www.wago.com](http://www.wago.com)

Do you have any questions about our products?  
We are always happy to take your call at +49 (571) 887-44222.



Legend (ratings)

(III / 3) ≙ Overvoltage category III / Pollution degree 3

## Connection data

|   |   |
|---|---|
| Connection technology   | Push-in CAGE CLAMP®   |
| Actuation type  | Open Tool Slot<br>Push-in   |
| Connectable conductor materials                                 | Copper  |
| Nominal cross section   | 2.5 mm <sup>2</sup>   |
| Solid conductor   | 0.25 ... 4 mm <sup>2</sup> / 22 ... 12 AWG  |
| Solid conductor, push-in termination                            | 0.75 ... 4 mm <sup>2</sup> / 18 ... 12 AWG  |
| Fine-stranded conductor   | 0.25 ... 4 mm <sup>2</sup> / 22 ... 12 AWG  |
| Fine-stranded conductor with ferrule with plastic collar        | 1 ... 2.5 mm <sup>2</sup> / 18 ... 12 AWG   |
| Fine-stranded conductor with ferrule, push-in termination, from | 1 ... 2.5 mm <sup>2</sup> / 18 ... 12 AWG   |
| Strip length  | 10 ... 12 mm / 0.39 ... 0.47 inch   |
| No. of poles  | 12  |
| Total number of connection points                               | 12  |
| Total number of potentials                                      | 12  |
| Type of wiring  | Front-entry wiring  |
| Note (conductor cross-section)                                  | Depending on the conductor characteristic, a conductor with a smaller cross section can also be inserted via push-in termination. |

## Geometrical Data

|              |                      |
|--------------|----------------------|
| Width        | 62.4 mm / 2.457 inch |
| Height       | 40.5 mm / 1.594 inch |
| Depth        | 22.4 mm / 0.882 inch |
| Module width | 5.2 mm / 0.205 inch  |

## Mechanical data

|               |              |
|---------------|--------------|
| Marking level | Side marking |
|---------------|--------------|

## Plug connection

|                                    |                         |
|------------------------------------|-------------------------|
| Contact type (pluggable connector) | Female connector/socket |
| Connector connection type          | for conductors          |

## Material Data

|       |                          |
|-------|--------------------------|
| Color | green-yellow, blue, gray |
|-------|--------------------------|

Subject to changes. Please also observe the further product documentation!


|                     |                      |
|---------------------|----------------------|
| Insulating material | Polyamide 66 (PA 66) |
| Fire load           | 0.643 MJ             |
| Weight              | 39.6 g               |

### Commercial data

|                    |                   |
|--------------------|-------------------|
| Product Group      | 18 (X-COM-System) |
| Packaging type     | BOX               |
| Country of origin  | DE                |
| GTIN               | 4045454915865     |
| Customs Tariff No. | 85366990990       |

### Approvals / Certificates

#### Country specific Approvals

| Logo   | Approval                        | Additional Approval Text | Certificate name |
|--|---------------------------------|--------------------------|------------------|
|  | CSA<br>DEKRA Certification B.V. | C22.2 No. 158            | 2437422          |

### Counterpart

### Compatible products

#### Strain relief plate








|  |  |
|--|--|
| Item no.: 734-430<br>Strain relief plate; gray | <a href="http://www.wago.com/734-430">www.wago.com/734-430</a> |
|--|--|

#### Locking lever








|   |  |
|---|--|
| Item no.: 2022-151<br>Locking lever; can be snapped on 1-conductor female plugs; 2 poles and more; gray   | <a href="http://www.wago.com/2022-151">www.wago.com/2022-151</a> |
| Item no.: 2022-152<br>Locking lever; can be snapped on 1-conductor female plugs; 2 poles and more; orange | <a href="http://www.wago.com/2022-152">www.wago.com/2022-152</a> |

#### Insulation stop








Subject to changes. Please also observe the further product documentation!

|   |  |  |
|---|--|--|
|   | <b>Item no.: 2002-171</b><br>Insulation stop; 0.25 - 0.5 mm <sup>2</sup> ; 5 pieces/strip; light gray  | <a href="http://www.wago.com/2002-171">www.wago.com/2002-171</a> |
|   | <b>Item no.: 2002-172</b><br>Insulation stop; 0.75 - 1 mm <sup>2</sup> ; 5 pieces/strip; dark gray   | <a href="http://www.wago.com/2002-172">www.wago.com/2002-172</a> |
| <b>Protective Warning Marker</b>  |  |  |
|   | <b>Item no.: 2002-115</b><br>Protective warning marker; with high-voltage symbol, black; for 5 terminal blocks; yellow   | <a href="http://www.wago.com/2002-115">www.wago.com/2002-115</a> |
| <b>ferrule</b>  |  |  |
|    | <b>Item no.: 216-241</b><br>Ferrule; Sleeve for 0.5 mm <sup>2</sup> / 20 AWG; insulated; electro-tin plated; electrolytic copper; gastight crimped; acc. to DIN 46228, Part 4/09.90; white | <a href="http://www.wago.com/216-241">www.wago.com/216-241</a>   |
|   | <b>Item no.: 216-242</b><br>Ferrule; Sleeve for 0.75 mm <sup>2</sup> / 18 AWG; insulated; electro-tin plated; electrolytic copper; gastight crimped; acc. to DIN 46228, Part 4/09.90; gray | <a href="http://www.wago.com/216-242">www.wago.com/216-242</a>   |
|    | <b>Item no.: 216-243</b><br>Ferrule; Sleeve for 1 mm <sup>2</sup> / AWG 18; insulated; electro-tin plated; electrolytic copper; gastight crimped; acc. to DIN 46228, Part 4/09.90; red     | <a href="http://www.wago.com/216-243">www.wago.com/216-243</a>   |
|   | <b>Item no.: 216-244</b><br>Ferrule; Sleeve for 1.5 mm <sup>2</sup> / AWG 16; insulated; electro-tin plated; electrolytic copper; gastight crimped; acc. to DIN 46228, Part 4/09.90; black | <a href="http://www.wago.com/216-244">www.wago.com/216-244</a>   |
|   | <b>Item no.: 216-246</b><br>Ferrule; Sleeve for 2.5 mm <sup>2</sup> / AWG 14; insulated; electro-tin plated; electrolytic copper; gastight crimped; acc. to DIN 46228, Part 4/09.90; blue  | <a href="http://www.wago.com/216-246">www.wago.com/216-246</a>   |
|   | <b>Item no.: 216-262</b><br>Ferrule; Sleeve for 0.75 mm <sup>2</sup> / 18 AWG; insulated; electro-tin plated; electrolytic copper; gastight crimped; acc. to DIN 46228, Part 4/09.90; gray | <a href="http://www.wago.com/216-262">www.wago.com/216-262</a>   |
|  | <b>Item no.: 216-263</b><br>Ferrule; Sleeve for 1 mm <sup>2</sup> / AWG 18; insulated; electro-tin plated; electrolytic copper; gastight crimped; acc. to DIN 46228, Part 4/09.90; red     | <a href="http://www.wago.com/216-263">www.wago.com/216-263</a>   |
|  | <b>Item no.: 216-264</b><br>Ferrule; Sleeve for 1.5 mm <sup>2</sup> / AWG 16; insulated; electro-tin plated; electrolytic copper; gastight crimped; acc. to DIN 46228, Part 4/09.90; black | <a href="http://www.wago.com/216-264">www.wago.com/216-264</a>   |
|   | <b>Item no.: 216-266</b><br>Ferrule; Sleeve for 2.5 mm <sup>2</sup> / AWG 14; insulated; electro-tin plated; electrolytic copper; gastight crimped; acc. to DIN 46228, Part 4/09.90; blue  | <a href="http://www.wago.com/216-266">www.wago.com/216-266</a>   |
|   | <b>Item no.: 216-284</b><br>Ferrule; Sleeve for 1.5 mm <sup>2</sup> / AWG 16; insulated; electro-tin plated; electrolytic copper; gastight crimped; acc. to DIN 46228, Part 4/09.90; black | <a href="http://www.wago.com/216-284">www.wago.com/216-284</a>   |
|  | <b>Item no.: 216-286</b><br>Ferrule; Sleeve for 2.5 mm <sup>2</sup> / AWG 14; insulated; electro-tin plated; electrolytic copper; gastight crimped; acc. to DIN 46228, Part 4/09.90; blue  | <a href="http://www.wago.com/216-286">www.wago.com/216-286</a>   |
| <b>Marking accessories</b>  |  |  |
|   | <b>Item no.: 2009-110</b><br>Marking strips; on reel; not stretchable; plain; snap-on type; white  | <a href="http://www.wago.com/2009-110">www.wago.com/2009-110</a> |


Subject to changes. Please also observe the further product documentation!

|  |  |  |
|--|--|--|
|  | <b>Item no.: 2009-115</b><br>WMB-Inline; for Smart Printer; 1500 pieces on roll; stretchable 5 - 5.2 mm; plain; snap-on type; white          | <a href="http://www.wago.com/2009-115">www.wago.com/2009-115</a>                 |
|  | <b>Item no.: 2009-115/000-002</b><br>WMB-Inline; for Smart Printer; 1500 pieces on roll; stretchable 5 - 5.2 mm; plain; snap-on type; yellow | <a href="http://www.wago.com/2009-115/000-002">www.wago.com/2009-115/000-002</a> |
|    | <b>Item no.: 2009-115/000-006</b><br>WMB-Inline; for Smart Printer; 1500 pieces on roll; stretchable 5 - 5.2 mm; plain; snap-on type; white  | <a href="http://www.wago.com/2009-115/000-006">www.wago.com/2009-115/000-006</a> |
|  | <b>Item no.: 2009-115/000-007</b><br>WMB-Inline; for Smart Printer; 1500 pieces on roll; stretchable 5 - 5.2 mm; plain; snap-on type; gray   | <a href="http://www.wago.com/2009-115/000-007">www.wago.com/2009-115/000-007</a> |
|  | <b>Item no.: 2009-115/000-012</b><br>WMB-Inline; for Smart Printer; 1500 pieces on roll; stretchable 5 - 5.2 mm; plain; snap-on type; white  | <a href="http://www.wago.com/2009-115/000-012">www.wago.com/2009-115/000-012</a> |
|  | <b>Item no.: 2009-115/000-017</b><br>WMB-Inline; for Smart Printer; 1500 pieces on roll; stretchable 5 - 5.2 mm; plain; snap-on type; white  | <a href="http://www.wago.com/2009-115/000-017">www.wago.com/2009-115/000-017</a> |
|    | <b>Item no.: 2009-115/000-023</b><br>WMB-Inline; for Smart Printer; 1500 pieces on roll; stretchable 5 - 5.2 mm; plain; snap-on type; green  | <a href="http://www.wago.com/2009-115/000-023">www.wago.com/2009-115/000-023</a> |
|  | <b>Item no.: 2009-115/000-024</b><br>WMB-Inline; for Smart Printer; 1500 pieces on roll; stretchable 5 - 5.2 mm; plain; snap-on type; white  | <a href="http://www.wago.com/2009-115/000-024">www.wago.com/2009-115/000-024</a> |
|  | <b>Item no.: 2009-135</b><br>WMB-Inline; for Smart Printer; on reel; stretchable 5 - 5.2 mm; plain; snap-on type; white                      | <a href="http://www.wago.com/2009-135">www.wago.com/2009-135</a>                 |
|  | <b>Item no.: 210-805</b><br>Labels; for Smart Printer; permanent adhesive; 6 x 15 mm; white  | <a href="http://www.wago.com/210-805">www.wago.com/210-805</a>                   |
|  | <b>Item no.: 210-805/000-002</b><br>Labels; for Smart Printer; permanent adhesive; 6 x 15 mm; yellow   | <a href="http://www.wago.com/210-805/000-002">www.wago.com/210-805/000-002</a>   |
|  | <b>Item no.: 210-831</b><br>Marking strips; on reel; 2.3 mm wide; plain; Self-adhesive; white  | <a href="http://www.wago.com/210-831">www.wago.com/210-831</a>                   |
|  | <b>Item no.: 210-832</b><br>Marking strips; on reel; 3 mm wide; plain; Self-adhesive; white  | <a href="http://www.wago.com/210-832">www.wago.com/210-832</a>                   |
|  | <b>Item no.: 210-833</b><br>Marking strips; on reel; 6 mm wide; plain; Self-adhesive; white  | <a href="http://www.wago.com/210-833">www.wago.com/210-833</a>                   |
|  | <b>Item no.: 210-834</b><br>Marking strips; on reel; 5 mm wide; plain; Self-adhesive; white  | <a href="http://www.wago.com/210-834">www.wago.com/210-834</a>                   |
|  | <b>Item no.: 793-5501</b>  |  |

Subject to changes. Please also observe the further product documentation!

|  |  |  |
|--|--|--|
|    | WMB marking card; as card; for terminal block width 5 - 17.5 mm; stretchable 5 - 5.2 mm; plain; snap-on type; white  | <a href="http://www.wago.com/793-5501">www.wago.com/793-5501</a>                 |
|    | <b>Item no.: 793-5501/000-002</b><br>WMB marking card; as card; for terminal block width 5 - 17.5 mm; stretchable 5 - 5.2 mm; plain; snap-on type; yellow      | <a href="http://www.wago.com/793-5501/000-002">www.wago.com/793-5501/000-002</a> |
|    | <b>Item no.: 793-5501/000-005</b><br>WMB marking card; as card; for terminal block width 5 - 17.5 mm; stretchable 5 - 5.2 mm; plain; snap-on type; red         | <a href="http://www.wago.com/793-5501/000-005">www.wago.com/793-5501/000-005</a> |
|    | <b>Item no.: 793-5501/000-006</b><br>WMB marking card; as card; for terminal block width 5 - 17.5 mm; stretchable 5 - 5.2 mm; plain; snap-on type; blue        | <a href="http://www.wago.com/793-5501/000-006">www.wago.com/793-5501/000-006</a> |
|    | <b>Item no.: 793-5501/000-007</b><br>WMB marking card; as card; for terminal block width 5 - 17.5 mm; stretchable 5 - 5.2 mm; plain; snap-on type; gray        | <a href="http://www.wago.com/793-5501/000-007">www.wago.com/793-5501/000-007</a> |
|    | <b>Item no.: 793-5501/000-012</b><br>WMB marking card; as card; for terminal block width 5 - 17.5 mm; stretchable 5 - 5.2 mm; plain; snap-on type; orange      | <a href="http://www.wago.com/793-5501/000-012">www.wago.com/793-5501/000-012</a> |
|    | <b>Item no.: 793-5501/000-017</b><br>WMB marking card; as card; for terminal block width 5 - 17.5 mm; stretchable 5 - 5.2 mm; plain; snap-on type; green       | <a href="http://www.wago.com/793-5501/000-017">www.wago.com/793-5501/000-017</a> |
|   | <b>Item no.: 793-5501/000-023</b><br>WMB marking card; as card; for terminal block width 5 - 17.5 mm; stretchable 5 - 5.2 mm; plain; snap-on type; light green | <a href="http://www.wago.com/793-5501/000-023">www.wago.com/793-5501/000-023</a> |
|  | <b>Item no.: 793-5501/000-024</b><br>WMB marking card; as card; for terminal block width 5 - 17.5 mm; stretchable 5 - 5.2 mm; plain; snap-on type; violet      | <a href="http://www.wago.com/793-5501/000-024">www.wago.com/793-5501/000-024</a> |

**tools**

|  |   |  |
|--|---|--|
|  | <b>Item no.: 210-720</b><br>Operating tool; Blade: 3.5 x 0.5 mm; with a partially insulated shaft | <a href="http://www.wago.com/210-720">www.wago.com/210-720</a> |
|--|---|--|

**Downloads**

**Documentation**

**Additional Information**

|                        |             |               |          |
|------------------------|-------------|---------------|----------|
| Technical explanations | Apr 3, 2019 | pdf<br>2.1 MB | Download |
|------------------------|-------------|---------------|----------|

**CAD/CAE-Data**

**CAD data**

Subject to changes. Please also observe the further product documentation!

2D/3D Models 2022-112/000-039

[URL](#)

[Download](#)

### CAE data

EPLAN Data Portal 2022-112/000-039

[URL](#)

[Download](#)


WSCAD Universe 2022-112/000-039

[URL](#)

[Download](#)

## Installation Notes

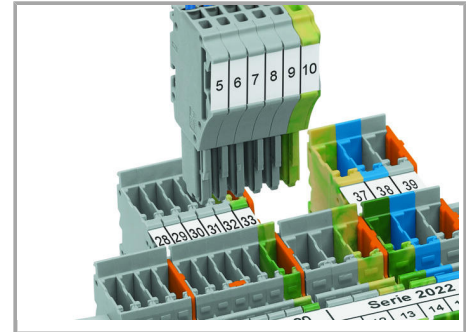
### Coding



Insert coding pin into the corresponding slot and twist it off.




Coding a female plug: remove coding finger using a suitable tool.

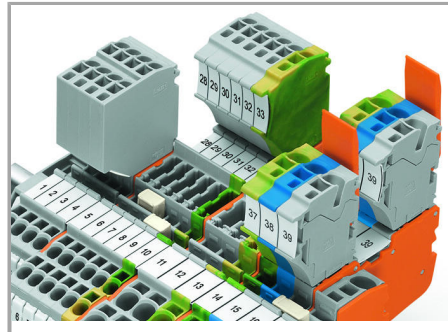


Insert coded female connector into X-COM<sup>®</sup>S-SYSTEM terminal block assembly.

### Locking lever



Slide the locking lever into position.



Female plugs can be individually locked.

## Product family

### X-COM S

[Show all products from the family](#)

Subject to changes. Please also observe the further product documentation!