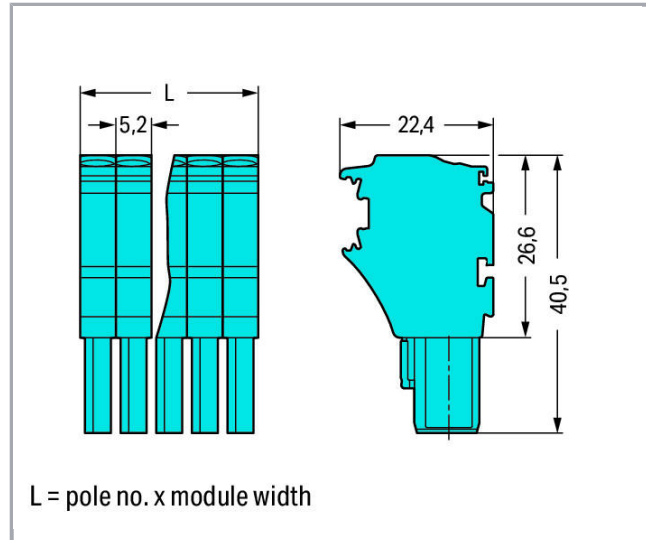


Data sheet | Item number: 2022-107/000-006

1-conductor female plug; 2.5 mm<sup>2</sup>; 7-pole; 2,50 mm<sup>2</sup>; blue

[www.wago.com/2022-107/000-006](http://www.wago.com/2022-107/000-006)




Subject to changes. Please also observe the further product documentation!

WAGO Kontakttechnik GmbH & Co. KG  
Hansastr. 27  
32423 Minden  
Phone: +49571 887-0 | Fax: +49571 887-169  
Email: [info.de@wago.com](mailto:info.de@wago.com) | Web: [www.wago.com](http://www.wago.com)

Do you have any questions about our products?  
We are always happy to take your call at +49 (571) 887-44222.



Subject to changes. Please also observe the further product documentation!



## Item description

### Safety information 1:

According to EN 61984, pluggable connectors without current interrupting capacity shall not be mated and unmated when live or under load.

## Data

### Electrical data

#### Ratings per IEC/EN 60664-1

| Ratings per                     | IEC/EN 61984  |
|---------------------------------|---|
| Rated voltage (III / 3)         | 690 V   |
| Rated impulse voltage (III / 3) | 6 kV  |
| Rated current                   | 24 A  |
| Rated current (2)               | 32 A  |
| Legend (ratings)                | (III / 3) ≙ Overvoltage category III / Pollution degree 3 |

### Connection data

|   |  |
|---|--|
| Connection technology   | Push-in CAGE CLAMP®                        |
| Actuation type  | Open Tool Slot<br>Push-in                  |
| Connectable conductor materials                                 | Copper                                     |
| Nominal cross section   | 2.5 mm <sup>2</sup>                        |
| Solid conductor   | 0.25 ... 4 mm <sup>2</sup> / 22 ... 12 AWG |
| Solid conductor, push-in termination                            | 0.75 ... 4 mm <sup>2</sup> / 18 ... 12 AWG |
| Fine-stranded conductor   | 0.25 ... 4 mm <sup>2</sup> / 22 ... 12 AWG |
| Fine-stranded conductor with ferrule with plastic collar        | 1 ... 2.5 mm <sup>2</sup> / 18 ... 12 AWG  |
| Fine-stranded conductor with ferrule, push-in termination, from | 1 ... 2.5 mm <sup>2</sup> / 18 ... 12 AWG  |
| Strip length  | 10 ... 12 mm / 0.39 ... 0.47 inch          |
| No. of poles  | 7  |
| Total number of connection points                               | 7  |

Subject to changes. Please also observe the further product documentation!



|                                |   |
|--------------------------------|---|
| Total number of potentials     | 7   |
| Type of wiring                 | Front-entry wiring  |
| Note (conductor cross-section) | Depending on the conductor characteristic, a conductor with a smaller cross section can also be inserted via push-in termination. |

### Geometrical Data

|              |                      |
|--------------|----------------------|
| Width        | 36.4 mm / 1.433 inch |
| Height       | 40.5 mm / 1.594 inch |
| Depth        | 22.4 mm / 0.882 inch |
| Module width | 5.2 mm / 0.205 inch  |

### Mechanical data

|               |              |
|---------------|--------------|
| Marking level | Side marking |
|---------------|--------------|

### Plug connection

|                                    |                         |
|------------------------------------|-------------------------|
| Contact type (pluggable connector) | Female connector/socket |
| Connector connection type          | for conductors          |

### Material Data

|                     |                      |
|---------------------|----------------------|
| Color               | blue                 |
| Insulating material | Polyamide 66 (PA 66) |
| Fire load           | 0.378 MJ             |
| Weight              | 23 g                 |

### Commercial data

|                    |                   |
|--------------------|-------------------|
| Product Group      | 18 (X-COM-System) |
| Packaging type     | BOX               |
| Country of origin  | DE                |
| GTIN               | 4045454705473     |
| Customs Tariff No. | 85366990990       |

### Counterpart



### Compatible products

Subject to changes. Please also observe the further product documentation!


WAGO Kontakttechnik GmbH & Co. KG  
 Hansastr. 27  
 32423 Minden  
 Phone: +49571 887-0 | Fax: +49571 887-169  
 Email: [info.de@wago.com](mailto:info.de@wago.com) | Web: [www.wago.com](http://www.wago.com)

Do you have any questions about our products?  
 We are always happy to take your call at +49 (571) 887-44222.

### Locking lever

|  |  |  |
|--|--|--|
|  | <b>Item no.: 2022-151</b><br>Locking lever; can be snapped on 1-conductor female plugs; 2 poles and more; gray   | <a href="http://www.wago.com/2022-151">www.wago.com/2022-151</a> |
|  | <b>Item no.: 2022-152</b><br>Locking lever; can be snapped on 1-conductor female plugs; 2 poles and more; orange | <a href="http://www.wago.com/2022-152">www.wago.com/2022-152</a> |




### Protective Warning Marker

|  |  |  |
|--|--|--|
|  | <b>Item no.: 2002-115</b><br>Protective warning marker; with high-voltage symbol, black; for 5 terminal blocks; yellow | <a href="http://www.wago.com/2002-115">www.wago.com/2002-115</a> |
|--|--|--|

### Insulation stop

|  |   |  |
|--|---|--|
|  | <b>Item no.: 2002-171</b><br>Insulation stop; 0.25 - 0.5 mm <sup>2</sup> ; 5 pieces/strip; light gray | <a href="http://www.wago.com/2002-171">www.wago.com/2002-171</a> |
|  | <b>Item no.: 2002-172</b><br>Insulation stop; 0.75 - 1 mm <sup>2</sup> ; 5 pieces/strip; dark gray    | <a href="http://www.wago.com/2002-172">www.wago.com/2002-172</a> |

### Marking accessories

|  |  |  |
|--|--|--|
|   | <b>Item no.: 2009-110</b><br>Marking strips; on reel; not stretchable; plain; snap-on type; white  | <a href="http://www.wago.com/2009-110">www.wago.com/2009-110</a>                 |
|  | <b>Item no.: 2009-115</b><br>WMB-Inline; for Smart Printer; 1500 pieces on roll; stretchable 5 - 5.2 mm; plain; snap-on type; white          | <a href="http://www.wago.com/2009-115">www.wago.com/2009-115</a>                 |
|  | <b>Item no.: 2009-115/000-002</b><br>WMB-Inline; for Smart Printer; 1500 pieces on roll; stretchable 5 - 5.2 mm; plain; snap-on type; yellow | <a href="http://www.wago.com/2009-115/000-002">www.wago.com/2009-115/000-002</a> |
|  | <b>Item no.: 2009-115/000-006</b><br>WMB-Inline; for Smart Printer; 1500 pieces on roll; stretchable 5 - 5.2 mm; plain; snap-on type; white  | <a href="http://www.wago.com/2009-115/000-006">www.wago.com/2009-115/000-006</a> |
|  | <b>Item no.: 2009-115/000-007</b><br>WMB-Inline; for Smart Printer; 1500 pieces on roll; stretchable 5 - 5.2 mm; plain; snap-on type; gray   | <a href="http://www.wago.com/2009-115/000-007">www.wago.com/2009-115/000-007</a> |
|  | <b>Item no.: 2009-115/000-012</b><br>WMB-Inline; for Smart Printer; 1500 pieces on roll; stretchable 5 - 5.2 mm; plain; snap-on type; white  | <a href="http://www.wago.com/2009-115/000-012">www.wago.com/2009-115/000-012</a> |
|  | <b>Item no.: 2009-115/000-017</b><br>WMB-Inline; for Smart Printer; 1500 pieces on roll; stretchable 5 - 5.2 mm; plain; snap-on type; white  | <a href="http://www.wago.com/2009-115/000-017">www.wago.com/2009-115/000-017</a> |

Subject to changes. Please also observe the further product documentation!

**Item no.:** 2009-115/000-023

WMB-Inline; for Smart Printer; 1500 pieces on roll; stretchable 5 - 5.2 mm; plain; snap-on type; green [www.wago.com/2009-115/000-023](http://www.wago.com/2009-115/000-023)



**Item no.:** 2009-115/000-024

WMB-Inline; for Smart Printer; 1500 pieces on roll; stretchable 5 - 5.2 mm; plain; snap-on type; white [www.wago.com/2009-115/000-024](http://www.wago.com/2009-115/000-024)

**Item no.:** 2009-135

WMB-Inline; for Smart Printer; on reel; stretchable 5 - 5.2 mm; plain; snap-on type; white [www.wago.com/2009-135](http://www.wago.com/2009-135)



**Item no.:** 210-805

Labels; for Smart Printer; permanent adhesive; 6 x 15 mm; white [www.wago.com/210-805](http://www.wago.com/210-805)



**Item no.:** 210-805/000-002

Labels; for Smart Printer; permanent adhesive; 6 x 15 mm; yellow [www.wago.com/210-805/000-002](http://www.wago.com/210-805/000-002)



**Item no.:** 210-831

Marking strips; on reel; 2.3 mm wide; plain; Self-adhesive; white [www.wago.com/210-831](http://www.wago.com/210-831)



**Item no.:** 210-832

Marking strips; on reel; 3 mm wide; plain; Self-adhesive; white [www.wago.com/210-832](http://www.wago.com/210-832)

**Item no.:** 210-833

Marking strips; on reel; 6 mm wide; plain; Self-adhesive; white [www.wago.com/210-833](http://www.wago.com/210-833)

**Item no.:** 210-834

Marking strips; on reel; 5 mm wide; plain; Self-adhesive; white [www.wago.com/210-834](http://www.wago.com/210-834)



**Item no.:** 793-5501

WMB marking card; as card; for terminal block width 5 - 17.5 mm; stretchable 5 - 5.2 mm; plain; snap-on type; white [www.wago.com/793-5501](http://www.wago.com/793-5501)



**Item no.:** 793-5501/000-002

WMB marking card; as card; for terminal block width 5 - 17.5 mm; stretchable 5 - 5.2 mm; plain; snap-on type; yellow [www.wago.com/793-5501/000-002](http://www.wago.com/793-5501/000-002)

**Item no.:** 793-5501/000-005

WMB marking card; as card; for terminal block width 5 - 17.5 mm; stretchable 5 - 5.2 mm; plain; snap-on type; red [www.wago.com/793-5501/000-005](http://www.wago.com/793-5501/000-005)



**Item no.:** 793-5501/000-006

WMB marking card; as card; for terminal block width 5 - 17.5 mm; stretchable 5 - 5.2 mm; plain; snap-on type; blue [www.wago.com/793-5501/000-006](http://www.wago.com/793-5501/000-006)



**Item no.:** 793-5501/000-007

WMB marking card; as card; for terminal block width 5 - 17.5 mm; stretchable 5 - 5.2 mm; plain; snap-on type; gray [www.wago.com/793-5501/000-007](http://www.wago.com/793-5501/000-007)



**Item no.:** 793-5501/000-012

WMB marking card; as card; for terminal block width 5 - 17.5 mm; stretchable 5 - 5.2 mm; plain; snap-on type; orange [www.wago.com/793-5501/000-012](http://www.wago.com/793-5501/000-012)

Subject to changes. Please also observe the further product documentation!

WAGO Kontakttechnik GmbH & Co. KG

Hansastr. 27

32423 Minden

Phone: +49571 887-0 | Fax: +49571 887-169

Email: [info.de@wago.com](mailto:info.de@wago.com) | Web: [www.wago.com](http://www.wago.com)

Do you have any questions about our products?

We are always happy to take your call at +49 (571) 887-44222.

**Item no.:** 793-5501/000-017

WMB marking card; as card; for terminal block width 5 - 17.5 mm; stretchable 5 - 5.2 mm; plain; snap-on type; green

[www.wago.com/793-5501/000-017](http://www.wago.com/793-5501/000-017)**Item no.:** 793-5501/000-023

WMB marking card; as card; for terminal block width 5 - 17.5 mm; stretchable 5 - 5.2 mm; plain; snap-on type; light green

[www.wago.com/793-5501/000-023](http://www.wago.com/793-5501/000-023)**Item no.:** 793-5501/000-024

WMB marking card; as card; for terminal block width 5 - 17.5 mm; stretchable 5 - 5.2 mm; plain; snap-on type; violet

[www.wago.com/793-5501/000-024](http://www.wago.com/793-5501/000-024)**tools****Item no.:** 210-720

Operating tool; Blade: 3.5 x 0.5 mm; with a partially insulated shaft

[www.wago.com/210-720](http://www.wago.com/210-720)**ferrule****Item no.:** 216-241Ferrule; Sleeve for 0.5 mm<sup>2</sup> / 20 AWG; insulated; electro-tin plated; electrolytic copper; gastight crimped; acc. to DIN 46228, Part 4/09.90; white[www.wago.com/216-241](http://www.wago.com/216-241)**Item no.:** 216-242Ferrule; Sleeve for 0.75 mm<sup>2</sup> / 18 AWG; insulated; electro-tin plated; electrolytic copper; gastight crimped; acc. to DIN 46228, Part 4/09.90; gray[www.wago.com/216-242](http://www.wago.com/216-242)**Item no.:** 216-243Ferrule; Sleeve for 1 mm<sup>2</sup> / AWG 18; insulated; electro-tin plated; electrolytic copper; gastight crimped; acc. to DIN 46228, Part 4/09.90; red[www.wago.com/216-243](http://www.wago.com/216-243)**Item no.:** 216-244Ferrule; Sleeve for 1.5 mm<sup>2</sup> / AWG 16; insulated; electro-tin plated; electrolytic copper; gastight crimped; acc. to DIN 46228, Part 4/09.90; black[www.wago.com/216-244](http://www.wago.com/216-244)**Item no.:** 216-246Ferrule; Sleeve for 2.5 mm<sup>2</sup> / AWG 14; insulated; electro-tin plated; electrolytic copper; gastight crimped; acc. to DIN 46228, Part 4/09.90; blue[www.wago.com/216-246](http://www.wago.com/216-246)**Item no.:** 216-262Ferrule; Sleeve for 0.75 mm<sup>2</sup> / 18 AWG; insulated; electro-tin plated; electrolytic copper; gastight crimped; acc. to DIN 46228, Part 4/09.90; gray[www.wago.com/216-262](http://www.wago.com/216-262)**Item no.:** 216-263Ferrule; Sleeve for 1 mm<sup>2</sup> / AWG 18; insulated; electro-tin plated; electrolytic copper; gastight crimped; acc. to DIN 46228, Part 4/09.90; red[www.wago.com/216-263](http://www.wago.com/216-263)**Item no.:** 216-264Ferrule; Sleeve for 1.5 mm<sup>2</sup> / AWG 16; insulated; electro-tin plated; electrolytic copper; gastight crimped; acc. to DIN 46228, Part 4/09.90; black[www.wago.com/216-264](http://www.wago.com/216-264)**Item no.:** 216-266Ferrule; Sleeve for 2.5 mm<sup>2</sup> / AWG 14; insulated; electro-tin plated; electrolytic copper; gastight crimped; acc. to DIN 46228, Part 4/09.90; blue[www.wago.com/216-266](http://www.wago.com/216-266)**Item no.:** 216-284Ferrule; Sleeve for 1.5 mm<sup>2</sup> / AWG 16; insulated; electro-tin plated; electrolytic copper; gastight crimped; acc. to DIN 46228, Part 4/09.90; black[www.wago.com/216-284](http://www.wago.com/216-284)**Item no.:** 216-286Ferrule; Sleeve for 2.5 mm<sup>2</sup> / AWG 14; insulated; electro-tin plated; electrolytic copper; gastight[www.wago.com/216-286](http://www.wago.com/216-286)

Subject to changes. Please also observe the further product documentation!

WAGO Kontakttechnik GmbH &amp; Co. KG

Hansastr. 27

32423 Minden

Phone: +49571 887-0 | Fax: +49571 887-169

Email: [info.de@wago.com](mailto:info.de@wago.com) | Web: [www.wago.com](http://www.wago.com)

Do you have any questions about our products?

We are always happy to take your call at +49 (571) 887-44222.



crimped; acc. to DIN 46228, Part 4/09.90; blue

---

#### Strain relief plate



**Item no.: 734-326**  
Strain relief plate; gray

[www.wago.com/734-326](http://www.wago.com/734-326)



**Item no.: 734-430**  
Strain relief plate; gray

[www.wago.com/734-430](http://www.wago.com/734-430)



**Item no.: 734-431**  
Strain relief plate; gray

[www.wago.com/734-431](http://www.wago.com/734-431)

---

### Downloads

#### Documentation

##### Additional Information

Technical explanations

Apr 3, 2019

pdf  
2.1 MB

[Download](#)

---

### CAD/CAE-Data

#### CAD data

2D/3D Models 2022-107/000-006

[URL](#)

[Download](#)

#### CAE data

EPLAN Data Portal 2022-107/000-006

[URL](#)

[Download](#)

WSCAD Universe 2022-107/000-006

[URL](#)

[Download](#)


---

### Installation Notes

#### Coding

Subject to changes. Please also observe the further product documentation!






Insert coding pin into the corresponding slot and twist it off.




Coding a female plug: remove coding finger using a suitable tool.

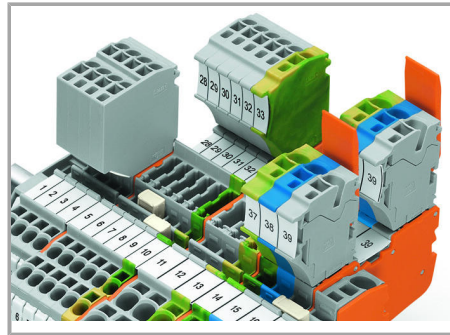


Insert coded female connector into X-COM®S-SYSTEM terminal block assembly.

### Locking lever



Slide the locking lever into position.



Female plugs can be individually locked.

### Product family

#### X-COM S

[Show all products from the family](#)

Subject to changes. Please also observe the further product documentation!