

## Data sheet | Item number: 2020-113/000-038

1-conductor female plug; 1.5 mm<sup>2</sup>; 13-pole; 1,50 mm<sup>2</sup>; gray, blue, green-yellow

[www.wago.com/2020-113/000-038](http://www.wago.com/2020-113/000-038)



### Item description

#### Safety information 1:

According to EN 61984, pluggable connectors without current interrupting capacity shall not be mated and unmated when live or under load.

#### Safety information 2:

Notice: An appropriate end plate must be applied to the carrier terminal blocks after each female plug.

### Data

#### Electrical data

Subject to changes. Please also observe the further product documentation!

WAGO Kontakttechnik GmbH & Co. KG  
Hansastr. 27  
32423 Minden  
Phone: +49571 887-0 | Fax: +49571 887-169  
Email: [info.de@wago.com](mailto:info.de@wago.com) | Web: [www.wago.com](http://www.wago.com)

Do you have any questions about our products?  
We are always happy to take your call at +49 (571) 887-44222.



### Ratings per IEC/EN 60664-1

|                                 |   |
|---------------------------------|---|
| Ratings per                     | IEC/EN 61984  |
| Rated voltage (III / 3)         | 500 V   |
| Rated impulse voltage (III / 3) | 6 kV  |
| Rated current                   | 13.5 A  |
| Legend (ratings)                | (III / 3) ≙ Overvoltage category III / Pollution degree 3 |

### Approvals per UL 1059

|                                |         |
|--------------------------------|---------|
| Rated voltage UL (Use Group B) | 300 V   |
| Rated current UL (Use Group B) | 15 A    |
| Rated voltage UL (Use Group C) | 300 V   |
| Rated current UL (Use Group C) | 15 A    |
| Rated voltage UL (Use Group D) | 300 V   |
| Rated current UL (Use Group D) | 15 A    |
| Approvals per                  | UL 1059 |

### Connection data

|   |   |
|---|---|
| Connection technology   | Push-in CAGE CLAMP®   |
| Actuation type  | Open Tool Slot<br>Push-in   |
| Connectable conductor materials                                 | Copper  |
| Nominal cross section   | 1 mm <sup>2</sup>   |
| Solid conductor   | 0.14 ... 1.5 mm <sup>2</sup> / 24 ... 16 AWG  |
| Solid conductor, push-in termination                            | 0.5 ... 1.5 mm <sup>2</sup> / 20 ... 16 AWG   |
| Fine-stranded conductor   | 0.14 ... 1.5 mm <sup>2</sup> / 24 ... 16 AWG  |
| Fine-stranded conductor with ferrule with plastic collar        | 0.5 ... 0.75 mm <sup>2</sup> / 20 ... 18 AWG  |
| Fine-stranded conductor with ferrule, push-in termination, from | 0.5 ... 0.75 mm <sup>2</sup> / 20 ... 18 AWG  |
| Strip length  | 9 ... 11 mm / 0.35 ... 0.43 inch  |
| No. of poles  | 13  |
| Total number of connection points                               | 13  |
| Total number of potentials                                      | 13  |
| Type of wiring  | Front-entry wiring  |
| Note (conductor cross-section)                                  | Depending on the conductor characteristic, a conductor with a smaller cross section can also be inserted via push-in termination. |

Subject to changes. Please also observe the further product documentation!

## Geometrical Data

|              |                      |
|--------------|----------------------|
| Width        | 46.2 mm / 1.819 inch |
| Height       | 40.5 mm / 1.594 inch |
| Depth        | 22.4 mm / 0.882 inch |
| Module width | 3.5 mm / 0.138 inch  |

## Mechanical data

|               |              |
|---------------|--------------|
| Marking level | Side marking |
|---------------|--------------|

## Plug connection

|                                    |                         |
|------------------------------------|-------------------------|
| Contact type (pluggable connector) | Female connector/socket |
| Connector connection type          | for conductors          |

## Material Data


|                     |                          |
|---------------------|--------------------------|
| Color               | gray, blue, green-yellow |
| Insulating material | Polyamide 66 (PA 66)     |
| Fire load           | 0.524 MJ                 |
| Weight              | 29.4 g                   |

## Commercial data

|                    |                   |
|--------------------|-------------------|
| Product Group      | 18 (X-COM-System) |
| Packaging type     | BOX               |
| Country of origin  | DE                |
| GTIN               | 4050821027324     |
| Customs Tariff No. | 85366990990       |

## Approvals / Certificates

### Country specific Approvals


| Logo   | Approval                        | Additional Approval Text | Certificate name |
|--|---------------------------------|--------------------------|------------------|
|  | CSA<br>DEKRA Certification B.V. | C22.2 No. 158            | 2516073          |

Subject to changes. Please also observe the further product documentation!


## Counterpart

## Compatible products

## tools

|  |  |  |
|--|--|--|
|  | <b>Item no.: 210-647</b><br>Operating tool; Blade: 2.5 x 0.4 mm; with a partially insulated shaft                | <a href="http://www.wago.com/210-647">www.wago.com/210-647</a> |
|  | <b>Item no.: 210-648</b><br>Operating tool; Blade: 2.5 x 0.4 mm; with a partially insulated shaft; angled; short | <a href="http://www.wago.com/210-648">www.wago.com/210-648</a> |
|  | <b>Item no.: 210-719</b><br>Operating tool; Blade: 2.5 x 0.4 mm; with a partially insulated shaft                | <a href="http://www.wago.com/210-719">www.wago.com/210-719</a> |




## Protective Warning Marker

|  |  |  |
|--|--|--|
|  | <b>Item no.: 2000-115</b><br>Protective warning marker; with high-voltage symbol, black; for 5 terminal blocks; yellow | <a href="http://www.wago.com/2000-115">www.wago.com/2000-115</a> |
|--|--|--|



## Strain relief plate

|  |   |  |
|--|---|--|
|  | <b>Item no.: 734-326</b><br>Strain relief plate; gray | <a href="http://www.wago.com/734-326">www.wago.com/734-326</a> |
|--|---|--|











## ferrule

|   |  |  |
|---|--|--|
|  | <b>Item no.: 216-241</b><br>Ferrule; Sleeve for 0.5 mm <sup>2</sup> / 20 AWG; insulated; electro-tin plated; electrolytic copper; gastight crimped; acc. to DIN 46228, Part 4/09.90; white | <a href="http://www.wago.com/216-241">www.wago.com/216-241</a> |
|  | <b>Item no.: 216-242</b><br>Ferrule; Sleeve for 0.75 mm <sup>2</sup> / 18 AWG; insulated; electro-tin plated; electrolytic copper; gastight crimped; acc. to DIN 46228, Part 4/09.90; gray | <a href="http://www.wago.com/216-242">www.wago.com/216-242</a> |
|  | <b>Item no.: 216-243</b><br>Ferrule; Sleeve for 1 mm <sup>2</sup> / AWG 18; insulated; electro-tin plated; electrolytic copper; gastight crimped; acc. to DIN 46228, Part 4/09.90; red     | <a href="http://www.wago.com/216-243">www.wago.com/216-243</a> |

## Marking accessories

|  |  |  |
|--|--|--|
|  | <b>Item no.: 2009-110</b><br>Marking strips; on reel; not stretchable; plain; snap-on type; white                    | <a href="http://www.wago.com/2009-110">www.wago.com/2009-110</a>                 |
|  | <b>Item no.: 2009-113</b><br>WMB-Inline; for Smart Printer; 2300 pieces on roll; plain; snap-on type; white          | <a href="http://www.wago.com/2009-113">www.wago.com/2009-113</a>                 |
|  | <b>Item no.: 2009-113/000-002</b><br>WMB-Inline; for Smart Printer; 2300 pieces on roll; plain; snap-on type; yellow | <a href="http://www.wago.com/2009-113/000-002">www.wago.com/2009-113/000-002</a> |

Subject to changes. Please also observe the further product documentation!

|  |   |  |
|--|---|--|
|    | <b>Item no.: 2009-113/000-005</b><br>WMB-Inline; for Smart Printer; 2300 pieces on roll; plain; snap-on type; red         | <a href="http://www.wago.com/2009-113/000-005">www.wago.com/2009-113/000-005</a> |
|  | <b>Item no.: 2009-113/000-006</b><br>WMB-Inline; for Smart Printer; 2300 pieces on roll; plain; snap-on type; blue        | <a href="http://www.wago.com/2009-113/000-006">www.wago.com/2009-113/000-006</a> |
|  | <b>Item no.: 2009-113/000-007</b><br>WMB-Inline; for Smart Printer; 2300 pieces on roll; plain; snap-on type; gray        | <a href="http://www.wago.com/2009-113/000-007">www.wago.com/2009-113/000-007</a> |
|    | <b>Item no.: 2009-113/000-012</b><br>WMB-Inline; for Smart Printer; 2300 pieces on roll; plain; snap-on type; orange      | <a href="http://www.wago.com/2009-113/000-012">www.wago.com/2009-113/000-012</a> |
|  | <b>Item no.: 2009-113/000-017</b><br>WMB-Inline; for Smart Printer; 2300 pieces on roll; plain; snap-on type; light green | <a href="http://www.wago.com/2009-113/000-017">www.wago.com/2009-113/000-017</a> |
|  | <b>Item no.: 2009-113/000-023</b><br>WMB-Inline; for Smart Printer; 2300 pieces on roll; plain; snap-on type; green       | <a href="http://www.wago.com/2009-113/000-023">www.wago.com/2009-113/000-023</a> |
|    | <b>Item no.: 2009-113/000-024</b><br>WMB-Inline; for Smart Printer; 2300 pieces on roll; plain; snap-on type; violet      | <a href="http://www.wago.com/2009-113/000-024">www.wago.com/2009-113/000-024</a> |
|  | <b>Item no.: 210-831</b><br>Marking strips; on reel; 2.3 mm wide; plain; Self-adhesive; white                             | <a href="http://www.wago.com/210-831">www.wago.com/210-831</a>                   |
|  | <b>Item no.: 210-832</b><br>Marking strips; on reel; 3 mm wide; plain; Self-adhesive; white                               | <a href="http://www.wago.com/210-832">www.wago.com/210-832</a>                   |
|  | <b>Item no.: 210-833</b><br>Marking strips; on reel; 6 mm wide; plain; Self-adhesive; white                               | <a href="http://www.wago.com/210-833">www.wago.com/210-833</a>                   |
|  | <b>Item no.: 210-834</b><br>Marking strips; on reel; 5 mm wide; plain; Self-adhesive; white                               | <a href="http://www.wago.com/210-834">www.wago.com/210-834</a>                   |
|  | <b>Item no.: 793-3501</b><br>WMB marking card; as card; plain; snap-on type; white  | <a href="http://www.wago.com/793-3501">www.wago.com/793-3501</a>                 |
| <b>Locking lever</b>   |   |  |
|  | <b>Item no.: 2022-141</b><br>Locking lever; can be snapped on 1-conductor female plugs; for 1-pole female plugs; gray     | <a href="http://www.wago.com/2022-141">www.wago.com/2022-141</a>                 |
|  | <b>Item no.: 2022-142</b><br>Locking lever; can be snapped on 1-conductor female plugs; for 1-pole female plugs; orange   | <a href="http://www.wago.com/2022-142">www.wago.com/2022-142</a>                 |
|  | <b>Item no.: 2022-151</b><br>Locking lever; can be snapped on 1-conductor female plugs; 2 poles and more; gray            | <a href="http://www.wago.com/2022-151">www.wago.com/2022-151</a>                 |
|  | <b>Item no.: 2022-152</b>   |  |

Subject to changes. Please also observe the further product documentation!



Locking lever; can be snapped on 1-conductor female plugs; 2 poles and more; orange

[www.wago.com/2022-152](http://www.wago.com/2022-152)

## Downloads

### Documentation

#### Additional Information

|                        |             |               |          |
|------------------------|-------------|---------------|----------|
| Technical explanations | Apr 3, 2019 | pdf<br>2.1 MB | Download |
|------------------------|-------------|---------------|----------|

## CAD/CAE-Data

### CAD data

|                               |     |          |
|-------------------------------|-----|----------|
| 2D/3D Models 2020-113/000-038 | URL | Download |
|-------------------------------|-----|----------|


### CAE data

|                                    |     |          |
|------------------------------------|-----|----------|
| EPLAN Data Portal 2020-113/000-038 | URL | Download |
|------------------------------------|-----|----------|

|                                 |     |          |
|---------------------------------|-----|----------|
| WSCAD Universe 2020-113/000-038 | URL | Download |
|---------------------------------|-----|----------|

## Installation Notes

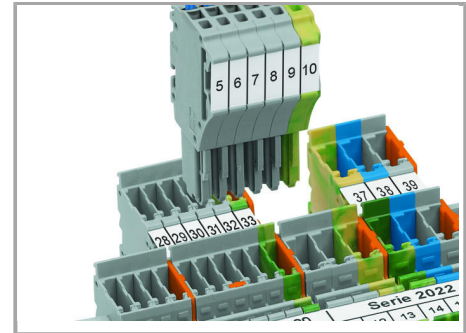
### Coding



Insert coding pin into the corresponding slot and twist it off.




Coding a female plug: remove coding finger using a suitable tool.



Insert coded female connector into X-COM®S-SYSTEM terminal block assembly.

### Locking lever

Subject to changes. Please also observe the further product documentation!



Slide the locking lever into position.



Female plugs can be individually locked.

## Product family

**X-COM S-Mini**

[Show all products from the family](#)

Subject to changes. Please also observe the further product documentation!