


## Data sheet | Item number: 2020-105/133-000

1-conductor female plug; Strain relief plate; 1.5 mm<sup>2</sup>; 5-pole; 1,50 mm<sup>2</sup>; gray

[www.wago.com/2020-105/133-000](http://www.wago.com/2020-105/133-000)



RoHS   
Compliant

[BOMcheck.net](https://www.bomcheck.net)

Color: 

### Item description

#### Safety information 1:

According to EN 61984, pluggable connectors without current interrupting capacity shall not be mated and unmated when live or under load.

#### Safety information 2:

Notice: An appropriate end plate must be applied to the carrier terminal blocks after each female plug.

Subject to changes. Please also observe the further product documentation!

WAGO Kontakttechnik GmbH & Co. KG  
Hansastr. 27  
32423 Minden  
Phone: +49571 887-0 | Fax: +49571 887-169  
Email: [info.de@wago.com](mailto:info.de@wago.com) | Web: [www.wago.com](http://www.wago.com)

Do you have any questions about our products?  
We are always happy to take your call at +49 (571) 887-44222.

**Data****Electrical data****Ratings per IEC/EN 60664-1**

Ratings per	IEC/EN 61984
Rated voltage (III / 3)	500 V
Rated impulse voltage (III / 3)	6 kV
Rated current	13.5 A
Legend (ratings)	(III / 3) $\hat{=}$ Overvoltage category III / Pollution degree 3

**Approvals per UL 1059**

Rated voltage UL (Use Group B)	300 V
Rated current UL (Use Group B)	15 A
Rated voltage UL (Use Group C)	300 V
Rated current UL (Use Group C)	15 A
Rated voltage UL (Use Group D)	300 V
Rated current UL (Use Group D)	15 A
Approvals per	UL 1059

**Connection data**

Connection technology	Push-in CAGE CLAMP®
Actuation type	Open Tool Slot Push-in
Connectable conductor materials	Copper
Nominal cross section	1 mm <sup>2</sup>
Solid conductor	0.14 ... 1.5 mm <sup>2</sup> / 24 ... 16 AWG
Solid conductor, push-in termination	0.5 ... 1.5 mm <sup>2</sup> / 20 ... 16 AWG
Fine-stranded conductor	0.14 ... 1.5 mm <sup>2</sup> / 24 ... 16 AWG
Fine-stranded conductor with ferrule with plastic collar	0.5 ... 0.75 mm <sup>2</sup> / 20 ... 18 AWG
Fine-stranded conductor with ferrule, push-in termination, from	0.5 ... 0.75 mm <sup>2</sup> / 20 ... 18 AWG
Strip length	9 ... 11 mm / 0.35 ... 0.43 inch
No. of poles	5
Total number of connection points	5
Total number of potentials	5
Type of wiring	Front-entry wiring
Note (conductor cross-section)	Depending on the conductor characteristic, a conductor with a smaller cross section can also be inserted via push-in termination.

Subject to changes. Please also observe the further product documentation!



## Geometrical Data

Width	18.2 mm / 0.717 inch
Height	59 mm / 2.323 inch
Depth	22.4 mm / 0.882 inch
Module width	3.5 mm / 0.138 inch

## Mechanical data

Marking level	Side marking
---------------	--------------

## Plug connection

Contact type (pluggable connector)	Female connector/socket
Connector connection type	for conductors

## Material Data


Color	gray
Insulating material	Polyamide 66 (PA 66)
Fire load	0.216 MJ
Weight	11.8 g

## Commercial data

Product Group	18 (X-COM-System)
Packaging type	BOX
Country of origin	DE
GTIN	4050821092278
Customs Tariff No.	85366990990

## Approvals / Certificates


### Country specific Approvals

Logo	Approval	Additional Approval Text	Certificate name
	CCA DEKRA Certification B.V.	EN 60947	NTR NL 7617
	CSA DEKRA Certification B.V.	C22.2 No. 158	2516073

Subject to changes. Please also observe the further product documentation!







## UL-Approvals

Logo	Approval	Additional Approval Text	Certificate name
	UL UL International Germany GmbH	UL 1059	E45172

## Counterpart

## Compatible products









## Marking accessories

	<b>Item no.: 2009-110</b> Marking strips; on reel; not stretchable; plain; snap-on type; white	<a href="http://www.wago.com/2009-110">www.wago.com/2009-110</a>
	<b>Item no.: 2009-113</b> WMB-Inline; for Smart Printer; 2300 pieces on roll; plain; snap-on type; white	<a href="http://www.wago.com/2009-113">www.wago.com/2009-113</a>
	<b>Item no.: 2009-113/000-002</b> WMB-Inline; for Smart Printer; 2300 pieces on roll; plain; snap-on type; yellow	<a href="http://www.wago.com/2009-113/000-002">www.wago.com/2009-113/000-002</a>
	<b>Item no.: 2009-113/000-005</b> WMB-Inline; for Smart Printer; 2300 pieces on roll; plain; snap-on type; red	<a href="http://www.wago.com/2009-113/000-005">www.wago.com/2009-113/000-005</a>
	<b>Item no.: 2009-113/000-006</b> WMB-Inline; for Smart Printer; 2300 pieces on roll; plain; snap-on type; blue	<a href="http://www.wago.com/2009-113/000-006">www.wago.com/2009-113/000-006</a>
	<b>Item no.: 2009-113/000-007</b> WMB-Inline; for Smart Printer; 2300 pieces on roll; plain; snap-on type; gray	<a href="http://www.wago.com/2009-113/000-007">www.wago.com/2009-113/000-007</a>
	<b>Item no.: 2009-113/000-012</b> WMB-Inline; for Smart Printer; 2300 pieces on roll; plain; snap-on type; orange	<a href="http://www.wago.com/2009-113/000-012">www.wago.com/2009-113/000-012</a>

Subject to changes. Please also observe the further product documentation!

WAGO Kontakttechnik GmbH & Co. KG  
 Hansastr. 27  
 32423 Minden  
 Phone: +49571 887-0 | Fax: +49571 887-169  
 Email: [info.de@wago.com](mailto:info.de@wago.com) | Web: [www.wago.com](http://www.wago.com)

Do you have any questions about our products?  
 We are always happy to take your call at +49 (571) 887-44222.

	<p><b>Item no.: 2009-113/000-017</b> WMB-Inline; for Smart Printer; 2300 pieces on roll; plain; snap-on type; light green</p>	<a href="http://www.wago.com/2009-113/000-017">www.wago.com/2009-113/000-017</a>
	<p><b>Item no.: 2009-113/000-023</b> WMB-Inline; for Smart Printer; 2300 pieces on roll; plain; snap-on type; green</p>	<a href="http://www.wago.com/2009-113/000-023">www.wago.com/2009-113/000-023</a>
	<p><b>Item no.: 2009-113/000-024</b> WMB-Inline; for Smart Printer; 2300 pieces on roll; plain; snap-on type; violet</p>	<a href="http://www.wago.com/2009-113/000-024">www.wago.com/2009-113/000-024</a>
	<p><b>Item no.: 210-831</b> Marking strips; on reel; 2.3 mm wide; plain; Self-adhesive; white</p>	<a href="http://www.wago.com/210-831">www.wago.com/210-831</a>
	<p><b>Item no.: 210-832</b> Marking strips; on reel; 3 mm wide; plain; Self-adhesive; white</p>	<a href="http://www.wago.com/210-832">www.wago.com/210-832</a>
	<p><b>Item no.: 210-833</b> Marking strips; on reel; 6 mm wide; plain; Self-adhesive; white</p>	<a href="http://www.wago.com/210-833">www.wago.com/210-833</a>
	<p><b>Item no.: 210-834</b> Marking strips; on reel; 5 mm wide; plain; Self-adhesive; white</p>	<a href="http://www.wago.com/210-834">www.wago.com/210-834</a>
	<p><b>Item no.: 793-3501</b> WMB marking card; as card; plain; snap-on type; white</p>	<a href="http://www.wago.com/793-3501">www.wago.com/793-3501</a>
<b>tools</b>		
	<p><b>Item no.: 210-647</b> Operating tool; Blade: 2.5 x 0.4 mm; with a partially insulated shaft</p>	<a href="http://www.wago.com/210-647">www.wago.com/210-647</a>
	<p><b>Item no.: 210-648</b> Operating tool; Blade: 2.5 x 0.4 mm; with a partially insulated shaft; angled; short</p>	<a href="http://www.wago.com/210-648">www.wago.com/210-648</a>
	<p><b>Item no.: 210-719</b> Operating tool; Blade: 2.5 x 0.4 mm; with a partially insulated shaft</p>	<a href="http://www.wago.com/210-719">www.wago.com/210-719</a>
<b>Protective Warning Marker</b>		
	<p><b>Item no.: 2000-115</b> Protective warning marker; with high-voltage symbol, black; for 5 terminal blocks; yellow</p>	<a href="http://www.wago.com/2000-115">www.wago.com/2000-115</a>
<b>ferrule</b>		
	<p><b>Item no.: 216-241</b> Ferrule; Sleeve for 0.5 mm<sup>2</sup> / 20 AWG; insulated; electro-tin plated; electrolytic copper; gastight crimped; acc. to DIN 46228, Part 4/09.90; white</p>	<a href="http://www.wago.com/216-241">www.wago.com/216-241</a>
	<p><b>Item no.: 216-242</b> Ferrule; Sleeve for 0.75 mm<sup>2</sup> / 18 AWG; insulated; electro-tin plated; electrolytic copper; gastight crimped; acc. to DIN 46228, Part 4/09.90; gray</p>	<a href="http://www.wago.com/216-242">www.wago.com/216-242</a>
	<p><b>Item no.: 216-243</b> Ferrule; Sleeve for 1 mm<sup>2</sup> / AWG 18; insulated; electro-tin plated; electrolytic copper; gastight crimped; acc. to DIN 46228, Part 4/09.90; red</p>	<a href="http://www.wago.com/216-243">www.wago.com/216-243</a>

Subject to changes. Please also observe the further product documentation!

**Downloads**  
**Documentation**

**Additional Information**

Technical explanations	Apr 3, 2019	pdf 2.1 MB	Download
------------------------	-------------	---------------	----------

**CAD/CAE-Data**

**CAD data**

2D/3D Models 2020-105/133-000	URL	Download
-------------------------------	-----	----------


**CAE data**

EPLAN Data Portal 2020-105/133-000	URL	Download
------------------------------------	-----	----------

WSCAD Universe 2020-105/133-000	URL	Download
---------------------------------	-----	----------

**Installation Notes**

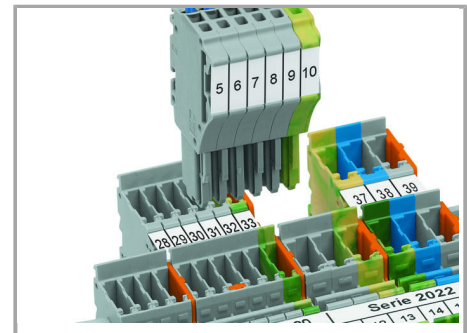
**Coding**



Insert coding pin into the corresponding slot and twist it off.



Coding a female plug: remove coding finger using a suitable tool.



Insert coded female connector into X-COM®S-SYSTEM terminal block assembly.

**Locking lever**

Subject to changes. Please also observe the further product documentation!



Slide the locking lever into position.



Female plugs can be individually locked.

## Product family

**X-COM S-Mini**

[Show all products from the family](#)

Subject to changes. Please also observe the further product documentation!