


Data sheet | Item number: 2020-104/000-039

1-conductor female plug; 1.5 mm²; 4-pole; 1,50 mm²; green-yellow, blue, gray

www.wago.com/2020-104/000-039



Subject to changes. Please also observe the further product documentation!

WAGO Kontakttechnik GmbH & Co. KG
Hansastr. 27
32423 Minden
Phone: +49571 887-0 | Fax: +49571 887-169
Email: info.de@wago.com | Web: www.wago.com

Do you have any questions about our products?
We are always happy to take your call at +49 (571) 887-44222.



Item description

Safety information 1:

According to EN 61984, pluggable connectors without current interrupting capacity shall not be mated and unmated when live or under load.

Safety information 2:

Notice: An appropriate end plate must be applied to the carrier terminal blocks after each female plug.

Data

Electrical data

Ratings per IEC/EN 60664-1

| Ratings per | IEC/EN 61984 |
|---------------------------------|--|
| Rated voltage (III / 3) | 500 V |
| Rated impulse voltage (III / 3) | 6 kV |
| Rated current | 13.5 A |
| Legend (ratings) | (III / 3) \triangleq Overvoltage category III / Pollution degree 3 |

Approvals per UL 1059

| | |
|--------------------------------|---------|
| Rated voltage UL (Use Group B) | 300 V |
| Rated current UL (Use Group B) | 15 A |
| Rated voltage UL (Use Group C) | 300 V |
| Rated current UL (Use Group C) | 15 A |
| Rated voltage UL (Use Group D) | 300 V |
| Rated current UL (Use Group D) | 15 A |
| Approvals per | UL 1059 |

Connection data

| | |
|---|--|
| Connection technology | Push-in CAGE CLAMP [®] |
| Actuation type | Open Tool Slot Push-in |
| Connectable conductor materials | Copper |
| Nominal cross section | 1 mm ² |
| Solid conductor | 0.14 ... 1.5 mm ² / 24 ... 16 AWG |
| Solid conductor, push-in termination | 0.5 ... 1.5 mm ² / 20 ... 16 AWG |
| Fine-stranded conductor | 0.14 ... 1.5 mm ² / 24 ... 16 AWG |
| Fine-stranded conductor with ferrule with plastic collar | 0.5 ... 0.75 mm ² / 20 ... 18 AWG |
| Fine-stranded conductor with ferrule, push-in termination, from | 0.5 ... 0.75 mm ² / 20 ... 18 AWG |
| Strip length | 9 ... 11 mm / 0.35 ... 0.43 inch |

Subject to changes. Please also observe the further product documentation!

WAGO Kontakttechnik GmbH & Co. KG
 Hansastr. 27
 32423 Minden
 Phone: +49571 887-0 | Fax: +49571 887-169
 Email: info.de@wago.com | Web: www.wago.com

Do you have any questions about our products?
 We are always happy to take your call at +49 (571) 887-44222.



| | |
|-----------------------------------|---|
| No. of poles | 4 |
| Total number of connection points | 4 |
| Total number of potentials | 4 |
| Type of wiring | Front-entry wiring |
| Note (conductor cross-section) | Depending on the conductor characteristic, a conductor with a smaller cross section can also be inserted via push-in termination. |

Geometrical Data

| | |
|--------------|----------------------|
| Width | 14.7 mm / 0.579 inch |
| Height | 40.5 mm / 1.594 inch |
| Depth | 22.4 mm / 0.882 inch |
| Module width | 3.5 mm / 0.138 inch |

Mechanical data

| | |
|---------------|--------------|
| Marking level | Side marking |
|---------------|--------------|

Plug connection

| | |
|------------------------------------|-------------------------|
| Contact type (pluggable connector) | Female connector/socket |
| Connector connection type | for conductors |

Material Data

| | |
|---------------------|--------------------------|
| Color | green-yellow, blue, gray |
| Insulating material | Polyamide 66 (PA 66) |
| Fire load | 0.169 MJ |
| Weight | 9.3 g |

Commercial data

| | |
|--------------------|-------------------|
| Product Group | 18 (X-COM-System) |
| Packaging type | BOX |
| Country of origin | DE |
| GTIN | 4050821027362 |
| Customs Tariff No. | 85366990990 |

Approvals / Certificates


Country specific Approvals

Certificate

Subject to changes. Please also observe the further product documentation!

WAGO Kontakttechnik GmbH & Co. KG
 Hansastr. 27
 32423 Minden
 Phone: +49571 887-0 | Fax: +49571 887-169
 Email: info.de@wago.com | Web: www.wago.com


Do you have any questions about our products?
 We are always happy to take your call at +49 (571) 887-44222.

| Logo | Approval | Additional Approval Text | name |
|--|---------------------------------|--------------------------|---------|
|  | CSA DEKRA Certification B.V. | C22.2 No. 158 | 2516073 |




Counterpart

Compatible products






Protective Warning Marker

| | | |
|--|--|--|
|  | Item no.: 2000-115 Protective warning marker; with high-voltage symbol, black; for 5 terminal blocks; yellow | www.wago.com/2000-115 |
|--|--|--|

tools

| | | |
|--|--|--|
|  | Item no.: 210-647 Operating tool; Blade: 2.5 x 0.4 mm; with a partially insulated shaft | www.wago.com/210-647 |
|  | Item no.: 210-648 Operating tool; Blade: 2.5 x 0.4 mm; with a partially insulated shaft; angled; short | www.wago.com/210-648 |
|  | Item no.: 210-719 Operating tool; Blade: 2.5 x 0.4 mm; with a partially insulated shaft | www.wago.com/210-719 |


Marking accessories


| | | |
|--|--|--|
|  | Item no.: 2009-110 Marking strips; on reel; not stretchable; plain; snap-on type; white | www.wago.com/2009-110 |
|  | Item no.: 2009-113 WMB-Inline; for Smart Printer; 2300 pieces on roll; plain; snap-on type; white | www.wago.com/2009-113 |
|  | Item no.: 2009-113/000-002 WMB-Inline; for Smart Printer; 2300 pieces on roll; plain; snap-on type; yellow | www.wago.com/2009-113/000-002 |
|  | Item no.: 2009-113/000-005 WMB-Inline; for Smart Printer; 2300 pieces on roll; plain; snap-on type; red | www.wago.com/2009-113/000-005 |
|  | Item no.: 2009-113/000-006 WMB-Inline; for Smart Printer; 2300 pieces on roll; plain; snap-on type; blue | www.wago.com/2009-113/000-006 |


Subject to changes. Please also observe the further product documentation!


WAGO Kontakttechnik GmbH & Co. KG
Hansastr. 27
32423 Minden
Phone: +49571 887-0 | Fax: +49571 887-169
Email: info.de@wago.com | Web: www.wago.com


Do you have any questions about our products?
We are always happy to take your call at +49 (571) 887-44222.


 **Item no.: 2009-113/000-007**
WMB-Inline; for Smart Printer; 2300 pieces on roll; plain; snap-on type; gray www.wago.com/2009-113/000-007


 **Item no.: 2009-113/000-012**
WMB-Inline; for Smart Printer; 2300 pieces on roll; plain; snap-on type; orange www.wago.com/2009-113/000-012


 **Item no.: 2009-113/000-017**
WMB-Inline; for Smart Printer; 2300 pieces on roll; plain; snap-on type; light green www.wago.com/2009-113/000-017


 **Item no.: 2009-113/000-023**
WMB-Inline; for Smart Printer; 2300 pieces on roll; plain; snap-on type; green www.wago.com/2009-113/000-023

 **Item no.: 2009-113/000-024**
WMB-Inline; for Smart Printer; 2300 pieces on roll; plain; snap-on type; violet www.wago.com/2009-113/000-024

 **Item no.: 210-831**
Marking strips; on reel; 2.3 mm wide; plain; Self-adhesive; white www.wago.com/210-831


 **Item no.: 210-832**
Marking strips; on reel; 3 mm wide; plain; Self-adhesive; white www.wago.com/210-832


 **Item no.: 210-833**
Marking strips; on reel; 6 mm wide; plain; Self-adhesive; white www.wago.com/210-833


 **Item no.: 210-834**
Marking strips; on reel; 5 mm wide; plain; Self-adhesive; white www.wago.com/210-834


 **Item no.: 793-3501**
WMB marking card; as card; plain; snap-on type; white www.wago.com/793-3501

Locking lever

 **Item no.: 2022-141**
Locking lever; can be snapped on 1-conductor female plugs; for 1-pole female plugs; gray www.wago.com/2022-141

 **Item no.: 2022-142**
Locking lever; can be snapped on 1-conductor female plugs; for 1-pole female plugs; orange www.wago.com/2022-142

 **Item no.: 2022-151**
Locking lever; can be snapped on 1-conductor female plugs; 2 poles and more; gray www.wago.com/2022-151


 **Item no.: 2022-152**
Locking lever; can be snapped on 1-conductor female plugs; 2 poles and more; orange www.wago.com/2022-152

Strain relief plate

 **Item no.: 734-328**
Strain relief plate; gray www.wago.com/734-328

ferrule

Subject to changes. Please also observe the further product documentation!

| | | |
|---|--|---|
| | <p>Item no.: 216-241 Ferrule; Sleeve for 0.5 mm² / 20 AWG; insulated; electro-tin plated; electrolytic copper; gastight crimped; acc. to DIN 46228, Part 4/09.90; white</p> | <p>www.wago.com/216-241</p> |
| | <p>Item no.: 216-242 Ferrule; Sleeve for 0.75 mm² / 18 AWG; insulated; electro-tin plated; electrolytic copper; gastight crimped; acc. to DIN 46228, Part 4/09.90; gray</p> | <p>www.wago.com/216-242</p> |
|  | <p>Item no.: 216-243 Ferrule; Sleeve for 1 mm² / AWG 18; insulated; electro-tin plated; electrolytic copper; gastight crimped; acc. to DIN 46228, Part 4/09.90; red</p> | <p>www.wago.com/216-243</p> |

Downloads

Documentation

Additional Information

| | | | |
|-------------------------------|--------------------|-----------------------|-----------------|
| <p>Technical explanations</p> | <p>Apr 3, 2019</p> | <p>pdf 2.1 MB</p> | <p>Download</p> |
|-------------------------------|--------------------|-----------------------|-----------------|

CAD/CAE-Data

CAD data

| | | |
|--------------------------------------|------------|-----------------|
| <p>2D/3D Models 2020-104/000-039</p> | <p>URL</p> | <p>Download</p> |
|--------------------------------------|------------|-----------------|

CAE data


| | | |
|---|------------|-----------------|
| <p>EPLAN Data Portal 2020-104/000-039</p> | <p>URL</p> | <p>Download</p> |
|---|------------|-----------------|

| | | |
|--|------------|-----------------|
| <p>WSCAD Universe 2020-104/000-039</p> | <p>URL</p> | <p>Download</p> |
|--|------------|-----------------|

Installation Notes

Coding


Subject to changes. Please also observe the further product documentation!



Insert coding pin into the corresponding slot and twist it off.




Coding a female plug: remove coding finger using a suitable tool.

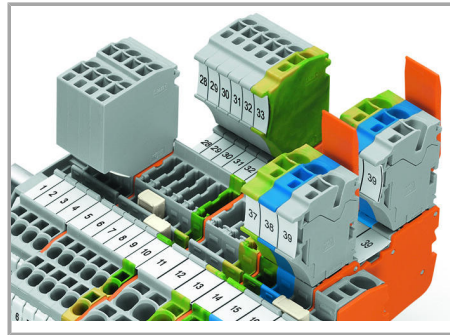


Insert coded female connector into X-COM®S-SYSTEM terminal block assembly.

Locking lever



Slide the locking lever into position.



Female plugs can be individually locked.

Product family

X-COM S-Mini

[Show all products from the family](#)

Subject to changes. Please also observe the further product documentation!