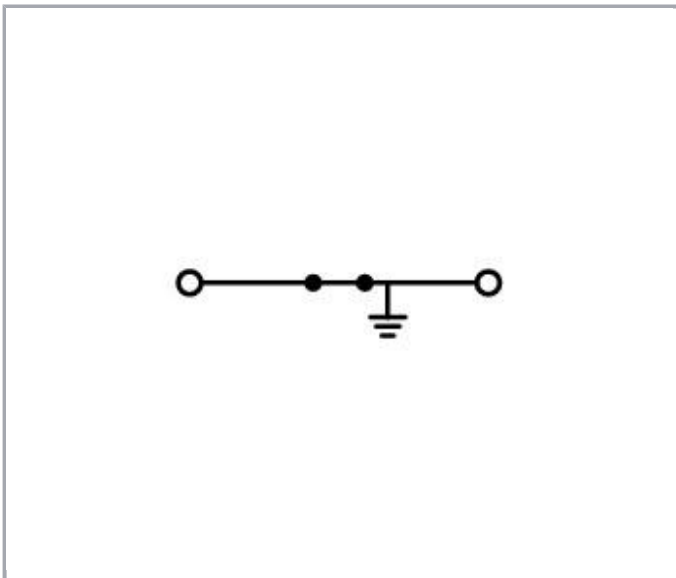
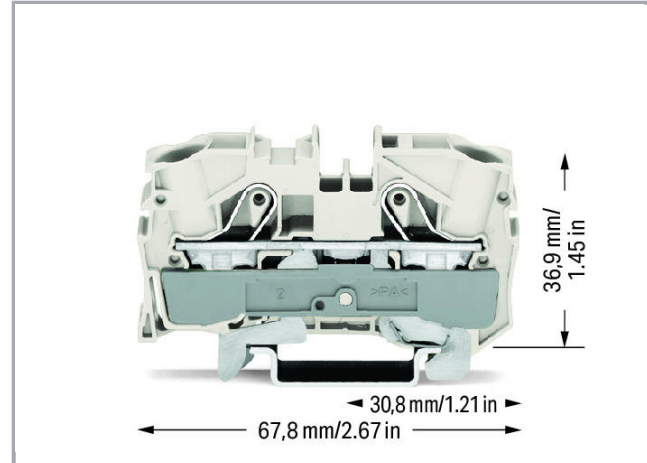



**Data sheet | Item number: 2010-1208**

2-conductor shield terminal block; 10 mm<sup>2</sup>; suitable for Ex e II applications;  
side and center marking; for DIN-rail 35 x 15 and 35 x 7.5; Push-in CAGE  
CLAMP®; 10,00 mm<sup>2</sup>; white



[www.wago.com/2010-1208](http://www.wago.com/2010-1208)



**Data**

Subject to changes. Please also observe the further product documentation!

WAGO Kontakttechnik GmbH & Co. KG  
Hansastr. 27  
32423 Minden  
Phone: +49571 887-0 | Fax: +49571 887-169  
Email: [info.de@wago.com](mailto:info.de@wago.com) | Web: [www.wago.com](http://www.wago.com)

Do you have any questions about our products?  
We are always happy to take your call at +49 (571) 887-44222.



## Electrical data

### Ratings per IEC/EN 60664-1

|             |                  |
|-------------|------------------|
| Ratings per | IEC/EN 60947-7-2 |
|-------------|------------------|

### Approvals per CSA

|                                 |       |
|---------------------------------|-------|
| Rated voltage CSA (Use Group B) | 600 V |
| Rated current CSA (Use Group B) | 65 A  |
| Rated voltage CSA (Use Group C) | 600 V |
| Rated current CSA (Use Group C) | 65 A  |

### Connection data

|   |   |
|---|---|
| Connection technology   | Push-in CAGE CLAMP®   |
| Actuation type  | Push-in<br>Open Tool Slot   |
| Connectable conductor materials                                 | Copper  |
| Nominal cross section   | 10 mm <sup>2</sup>  |
| Solid conductor   | 0,5 ... 16 mm <sup>2</sup> / 20 ... 6 AWG   |
| Solid conductor, push-in termination                            | 4 ... 16 mm <sup>2</sup> / 14 ... 6 AWG   |
| Fine-stranded conductor   | 0,5 ... 16 mm <sup>2</sup> / 20 ... 6 AWG   |
| Fine-stranded conductor with ferrule with plastic collar        | 4 ... 10 mm <sup>2</sup> / 12 ... 8 AWG   |
| Fine-stranded conductor with ferrule, push-in termination, from | 4 ... 10 mm <sup>2</sup> / 12 ... 8 AWG   |
| Strip length  | 17 ... 19 mm / 0.67 ... 0.75 inch   |
| Total number of connection points                               | 2   |
| Total number of potentials                                      | 1   |
| Number of levels  | 1   |
| Type of wiring  | Front-entry wiring  |
| Note (conductor cross-section)                                  | Depending on the conductor characteristic, a conductor with a smaller cross-section can also be inserted via push-in termination. |
| Number of jumper slots  | 2   |

### Geometrical Data

|                                       |                      |
|---------------------------------------|----------------------|
| Width                                 | 10 mm / 0.394 inch   |
| Height from upper-edge of DIN-35 rail | 36,9 mm / 1.453 inch |
| Depth                                 | 67,8 mm / 2.669 inch |

Subject to changes. Please also observe the further product documentation!

WAGO Kontakttechnik GmbH & Co. KG  
 Hansastr. 27  
 32423 Minden  
 Phone: +49571 887-0 | Fax: +49571 887-169  
 Email: [info.de@wago.com](mailto:info.de@wago.com) | Web: [www.wago.com](http://www.wago.com)

Do you have any questions about our products?  
 We are always happy to take your call at +49 (571) 887-44222.

## Mechanical data

|                  |                     |
|------------------|---------------------|
| Design           | horizontal type     |
| Type of mounting | DIN-35 rail         |
| Marking level    | Center/side marking |

## Material Data




|                     |                      |
|---------------------|----------------------|
| Color               | white                |
| Insulating material | Polyamide 66 (PA 66) |
| Fire load           | 0.246 MJ             |
| Weight              | 28.4 g               |

## Commercial data

|                    |               |
|--------------------|---------------|
| Product Group      | 22 (TOPJOB S) |
| Packaging type     | BOX           |
| Country of origin  | DE            |
| GTIN               | 4050821189138 |
| Customs Tariff No. | 85369010000   |

## Approvals / Certificates

### Country specific Approvals

| Logo   | Approval                              | Additional Approval Text | Certificate name |
|--|---------------------------------------|--------------------------|------------------|
|  | CCA<br>DEKRA Certification B.V.       | EN 60947                 | NTR NL<br>7737   |
|  | CSA<br>DEKRA Certification B.V.       | C22.2 No. 158            | 70111238         |
|  | KEMA/KEUR<br>DEKRA Certification B.V. | EN 60947                 | 71-<br>108310    |

### Ship Approvals

| Logo | Approval | Additional Approval Text | Certificate name |
|------|----------|--------------------------|------------------|
|      | ABS      | -                        | 20-              |

Subject to changes. Please also observe the further product documentation!



American Bureau of Shipping

HG1941090-PDA



BV  
Bureau Veritas S.A.

EN 60947

38586/A0 BV



DNV GL  
Det Norske Veritas, Germanischer Lloyd

-

TAE00001V2




LR  
Lloyds Register

EN 60947

91/20112  
(E9)

#### UL-Approvals

| Logo  | Approval                            | Additional Approval Text | Certificate name |
|---|-------------------------------------|--------------------------|------------------|
|  | UL<br>UL International Germany GmbH | UL 1059                  | E45172           |

#### Counterpart

#### Compatible products

#### Protective Warning Marker

|   |  |
|---|--|
| Item no.: 2010-115<br>Protective warning marker; with high-voltage symbol, black; for 5 terminal blocks; yellow | <a href="http://www.wago.com/2010-115">www.wago.com/2010-115</a> |
| Item no.: 2016-115<br>Protective warning marker; with high-voltage symbol, black; for 5 terminal blocks; yellow | <a href="http://www.wago.com/2016-115">www.wago.com/2016-115</a> |

Subject to changes. Please also observe the further product documentation!

WAGO Kontakttechnik GmbH & Co. KG  
Hansastr. 27  
32423 Minden  
Phone: +49571 887-0 | Fax: +49571 887-169  
Email: [info.de@wago.com](mailto:info.de@wago.com) | Web: [www.wago.com](http://www.wago.com)

Do you have any questions about our products?  
We are always happy to take your call at +49 (571) 887-44222.




## tools

|  |   |  |
|--|---|--|
|  | <b>Item no.: 210-721</b><br>Operating tool; Blade: 5.5 x 0.8 mm; with a partially insulated shaft | <a href="http://www.wago.com/210-721">www.wago.com/210-721</a> |
|--|---|--|











## Jumper

|  |  |  |
|--|--|--|
|    | <b>Item no.: 2010-402</b><br>Push-in type jumper bar; insulated; 2-way; Nominal current 57 A; light gray   | <a href="http://www.wago.com/2010-402">www.wago.com/2010-402</a>                 |
|    | <b>Item no.: 2010-403</b><br>Push-in type jumper bar; insulated; 3-way; Nominal current 57 A; light gray   | <a href="http://www.wago.com/2010-403">www.wago.com/2010-403</a>                 |
|    | <b>Item no.: 2010-404</b><br>Push-in type jumper bar; insulated; 4-way; Nominal current 57 A; light gray   | <a href="http://www.wago.com/2010-404">www.wago.com/2010-404</a>                 |
|  | <b>Item no.: 2010-405</b><br>Push-in type jumper bar; insulated; 5-way; Nominal current 57 A; light gray   | <a href="http://www.wago.com/2010-405">www.wago.com/2010-405</a>                 |
|  | <b>Item no.: 2010-405/011-000</b><br>Star point jumper; insulated; 3-way (1-3-5); IN = IN terminal block; light gray                               | <a href="http://www.wago.com/2010-405/011-000">www.wago.com/2010-405/011-000</a> |
|  | <b>Item no.: 2010-433</b><br>Push-in type jumper bar; insulated; from 1 to 3; Nominal current 57 A; light gray                                     | <a href="http://www.wago.com/2010-433">www.wago.com/2010-433</a>                 |
|  | <b>Item no.: 2010-434</b><br>Push-in type jumper bar; insulated; from 1 to 4; Nominal current 57 A; light gray                                     | <a href="http://www.wago.com/2010-434">www.wago.com/2010-434</a>                 |
|  | <b>Item no.: 2010-435</b><br>Push-in type jumper bar; insulated; from 1 to 5; Nominal current 57 A; light gray                                     | <a href="http://www.wago.com/2010-435">www.wago.com/2010-435</a>                 |
|  | <b>Item no.: 210-103</b><br>Wire commoning chain; insulated; 50 connections; black   | <a href="http://www.wago.com/210-103">www.wago.com/210-103</a>                   |
|  | <b>Item no.: 210-123</b><br>Wire commoning chain; insulated; 50 connections  | <a href="http://www.wago.com/210-123">www.wago.com/210-123</a>                   |
|  | <b>Item no.: 285-430</b><br>Step-down jumper; insulated; from 285-13x to 2010 and 2016 Series TOPJOB®S terminal blocks; Nominal current 90 A; gray | <a href="http://www.wago.com/285-430">www.wago.com/285-430</a>                   |













## Marking accessories

|  |  |  |
|--|--|--|
|  | <b>Item no.: 2009-110</b><br>Marking strips; on reel; not stretchable; plain; snap-on type; white  | <a href="http://www.wago.com/2009-110">www.wago.com/2009-110</a>                 |
|  | <b>Item no.: 2009-115</b><br>WMB-Inline; for Smart Printer; 1500 pieces on roll; stretchable 5 - 5.2 mm; plain; snap-on type; white          | <a href="http://www.wago.com/2009-115">www.wago.com/2009-115</a>                 |
|  | <b>Item no.: 2009-115/000-002</b><br>WMB-Inline; for Smart Printer; 1500 pieces on roll; stretchable 5 - 5.2 mm; plain; snap-on type; yellow | <a href="http://www.wago.com/2009-115/000-002">www.wago.com/2009-115/000-002</a> |
|  | <b>Item no.: 2009-115/000-006</b><br>WMB-Inline; for Smart Printer; 1500 pieces on roll; stretchable 5 - 5.2 mm; plain; snap-on type; white  | <a href="http://www.wago.com/2009-115/000-006">www.wago.com/2009-115/000-006</a> |

Subject to changes. Please also observe the further product documentation!

|  |   |  |
|--|---|--|
|   | <b>Item no.: 2009-115/000-007</b><br>WMB-Inline; for Smart Printer; 1500 pieces on roll; stretchable 5 - 5.2 mm; plain; snap-on type; gray        | <a href="http://www.wago.com/2009-115/000-007">www.wago.com/2009-115/000-007</a> |
|  | <b>Item no.: 2009-115/000-012</b><br>WMB-Inline; for Smart Printer; 1500 pieces on roll; stretchable 5 - 5.2 mm; plain; snap-on type; white       | <a href="http://www.wago.com/2009-115/000-012">www.wago.com/2009-115/000-012</a> |
|   | <b>Item no.: 2009-115/000-017</b><br>WMB-Inline; for Smart Printer; 1500 pieces on roll; stretchable 5 - 5.2 mm; plain; snap-on type; white       | <a href="http://www.wago.com/2009-115/000-017">www.wago.com/2009-115/000-017</a> |
|   | <b>Item no.: 2009-115/000-023</b><br>WMB-Inline; for Smart Printer; 1500 pieces on roll; stretchable 5 - 5.2 mm; plain; snap-on type; green       | <a href="http://www.wago.com/2009-115/000-023">www.wago.com/2009-115/000-023</a> |
|  | <b>Item no.: 2009-115/000-024</b><br>WMB-Inline; for Smart Printer; 1500 pieces on roll; stretchable 5 - 5.2 mm; plain; snap-on type; white       | <a href="http://www.wago.com/2009-115/000-024">www.wago.com/2009-115/000-024</a> |
|    | <b>Item no.: 2009-145</b><br>Mini-WSB Inline; for Smart Printer; 1700 pieces on roll; stretchable 5 - 5.2 mm; plain; snap-on type; white          | <a href="http://www.wago.com/2009-145">www.wago.com/2009-145</a>                 |
|    | <b>Item no.: 2009-145/000-002</b><br>Mini-WSB Inline; for Smart Printer; 1700 pieces on roll; stretchable 5 - 5.2 mm; plain; snap-on type; white  | <a href="http://www.wago.com/2009-145/000-002">www.wago.com/2009-145/000-002</a> |
|  | <b>Item no.: 2009-145/000-005</b><br>Mini-WSB Inline; for Smart Printer; 1700 pieces on roll; stretchable 5 - 5.2 mm; plain; snap-on type; red    | <a href="http://www.wago.com/2009-145/000-005">www.wago.com/2009-145/000-005</a> |
|  | <b>Item no.: 2009-145/000-006</b><br>Mini-WSB Inline; for Smart Printer; 1700 pieces on roll; stretchable 5 - 5.2 mm; plain; snap-on type; blue   | <a href="http://www.wago.com/2009-145/000-006">www.wago.com/2009-145/000-006</a> |
|  | <b>Item no.: 2009-145/000-007</b><br>Mini-WSB Inline; for Smart Printer; 1700 pieces on roll; stretchable 5 - 5.2 mm; plain; snap-on type; white  | <a href="http://www.wago.com/2009-145/000-007">www.wago.com/2009-145/000-007</a> |
|  | <b>Item no.: 2009-145/000-012</b><br>Mini-WSB Inline; for Smart Printer; 1700 pieces on roll; stretchable 5 - 5.2 mm; plain; snap-on type; orange | <a href="http://www.wago.com/2009-145/000-012">www.wago.com/2009-145/000-012</a> |
|  | <b>Item no.: 2009-145/000-023</b><br>Mini-WSB Inline; for Smart Printer; 1700 pieces on roll; stretchable 5 - 5.2 mm; plain; snap-on type; green  | <a href="http://www.wago.com/2009-145/000-023">www.wago.com/2009-145/000-023</a> |
|  | <b>Item no.: 2009-145/000-024</b><br>Mini-WSB Inline; for Smart Printer; 1700 pieces on roll; stretchable 5 - 5.2 mm; plain; snap-on type; violet | <a href="http://www.wago.com/2009-145/000-024">www.wago.com/2009-145/000-024</a> |
|  | <b>Item no.: 2009-191</b>   |  |

Subject to changes. Please also observe the further product documentation!

|  |  |  |
|--|--|--|
|    | Group marker carrier   | <a href="http://www.wago.com/2009-191">www.wago.com/2009-191</a>               |
|    | <b>Item no.: 2009-192</b><br>Group marker carrier  | <a href="http://www.wago.com/2009-192">www.wago.com/2009-192</a>               |
|    | <b>Item no.: 2009-193</b><br>Group marker carrier  | <a href="http://www.wago.com/2009-193">www.wago.com/2009-193</a>               |
|    | <b>Item no.: 2009-198</b><br>Adaptor   | <a href="http://www.wago.com/2009-198">www.wago.com/2009-198</a>               |
|  | <b>Item no.: 248-501</b><br>Miniature WSB Quick marking system; plain; Marker width 5 mm; 10 strips with 10 markers per card | <a href="http://www.wago.com/248-501">www.wago.com/248-501</a>                 |
|    | <b>Item no.: 248-501/000-002</b><br>Mini-WSB marking card; as card; not stretchable; plain; snap-on type; yellow             | <a href="http://www.wago.com/248-501/000-002">www.wago.com/248-501/000-002</a> |
|    | <b>Item no.: 248-501/000-005</b><br>Mini-WSB marking card; as card; not stretchable; plain; snap-on type; red                | <a href="http://www.wago.com/248-501/000-005">www.wago.com/248-501/000-005</a> |
|    | <b>Item no.: 248-501/000-006</b><br>Mini-WSB marking card; as card; not stretchable; plain; snap-on type; blue               | <a href="http://www.wago.com/248-501/000-006">www.wago.com/248-501/000-006</a> |
|  | <b>Item no.: 248-501/000-007</b><br>Mini-WSB marking card; as card; not stretchable; plain; snap-on type; gray               | <a href="http://www.wago.com/248-501/000-007">www.wago.com/248-501/000-007</a> |
|  | <b>Item no.: 248-501/000-012</b><br>Mini-WSB marking card; as card; not stretchable; plain; snap-on type; orange             | <a href="http://www.wago.com/248-501/000-012">www.wago.com/248-501/000-012</a> |
|  | <b>Item no.: 248-501/000-017</b><br>Mini-WSB marking card; as card; not stretchable; plain; snap-on type; light green        | <a href="http://www.wago.com/248-501/000-017">www.wago.com/248-501/000-017</a> |
|  | <b>Item no.: 248-501/000-023</b><br>Mini-WSB marking card; as card; not stretchable; plain; snap-on type; green              | <a href="http://www.wago.com/248-501/000-023">www.wago.com/248-501/000-023</a> |
|  | <b>Item no.: 248-501/000-024</b><br>Mini-WSB marking card; as card; not stretchable; plain; snap-on type; violet             | <a href="http://www.wago.com/248-501/000-024">www.wago.com/248-501/000-024</a> |
|  | <b>Item no.: 793-501</b><br>WMB marking card; as card; not stretchable; plain; snap-on type; white                           | <a href="http://www.wago.com/793-501">www.wago.com/793-501</a>                 |
|  | <b>Item no.: 793-501/000-002</b><br>WMB marking card; as card; not stretchable; plain; snap-on type; yellow                  | <a href="http://www.wago.com/793-501/000-002">www.wago.com/793-501/000-002</a> |

Subject to changes. Please also observe the further product documentation!



**Item no.: 793-501/000-005**  
WMB marking card; as card; not stretchable; plain; snap-on type; red

[www.wago.com/793-501/000-005](http://www.wago.com/793-501/000-005)

**Item no.: 793-501/000-006**  
WMB marking card; as card; not stretchable; plain; snap-on type; blue

[www.wago.com/793-501/000-006](http://www.wago.com/793-501/000-006)

**Item no.: 793-501/000-007**  
WMB marking card; as card; not stretchable; plain; snap-on type; gray

[www.wago.com/793-501/000-007](http://www.wago.com/793-501/000-007)

**Item no.: 793-501/000-012**  
WMB marking card; as card; not stretchable; plain; snap-on type; orange

[www.wago.com/793-501/000-012](http://www.wago.com/793-501/000-012)



**Item no.: 793-501/000-017**  
WMB marking card; as card; not stretchable; plain; snap-on type; light green

[www.wago.com/793-501/000-017](http://www.wago.com/793-501/000-017)

**Item no.: 793-501/000-023**  
WMB marking card; as card; not stretchable; plain; snap-on type; green

[www.wago.com/793-501/000-023](http://www.wago.com/793-501/000-023)

**Item no.: 793-501/000-024**  
WMB marking card; as card; not stretchable; plain; snap-on type; violet

[www.wago.com/793-501/000-024](http://www.wago.com/793-501/000-024)

**Item no.: 793-5501**  
WMB marking card; as card; for terminal block width 5 - 17.5 mm; stretchable 5 - 5.2 mm; plain; snap-on type; white

[www.wago.com/793-5501](http://www.wago.com/793-5501)

**Item no.: 793-5501/000-002**  
WMB marking card; as card; for terminal block width 5 - 17.5 mm; stretchable 5 - 5.2 mm; plain; snap-on type; yellow

[www.wago.com/793-5501/000-002](http://www.wago.com/793-5501/000-002)



**Item no.: 793-5501/000-005**  
WMB marking card; as card; for terminal block width 5 - 17.5 mm; stretchable 5 - 5.2 mm; plain; snap-on type; red

[www.wago.com/793-5501/000-005](http://www.wago.com/793-5501/000-005)



**Item no.: 793-5501/000-006**  
WMB marking card; as card; for terminal block width 5 - 17.5 mm; stretchable 5 - 5.2 mm; plain; snap-on type; blue

[www.wago.com/793-5501/000-006](http://www.wago.com/793-5501/000-006)

**Item no.: 793-5501/000-007**  
WMB marking card; as card; for terminal block width 5 - 17.5 mm; stretchable 5 - 5.2 mm; plain; snap-on type; gray

[www.wago.com/793-5501/000-007](http://www.wago.com/793-5501/000-007)



**Item no.: 793-5501/000-012**  
WMB marking card; as card; for terminal block width 5 - 17.5 mm; stretchable 5 - 5.2 mm; plain; snap-on type; orange

[www.wago.com/793-5501/000-012](http://www.wago.com/793-5501/000-012)

**Item no.: 793-5501/000-017**  
WMB marking card; as card; for terminal block width 5 - 17.5 mm; stretchable 5 - 5.2 mm; plain; snap-

Subject to changes. Please also observe the further product documentation!



on type; green

[www.wago.com/793-5501/000-017](http://www.wago.com/793-5501/000-017)**Item no.: 793-5501/000-023**

WMB marking card; as card; for terminal block width 5 - 17.5 mm; stretchable 5 - 5.2 mm; plain; snap-on type; light green

[www.wago.com/793-5501/000-023](http://www.wago.com/793-5501/000-023)**Item no.: 793-5501/000-024**

WMB marking card; as card; for terminal block width 5 - 17.5 mm; stretchable 5 - 5.2 mm; plain; snap-on type; violet

[www.wago.com/793-5501/000-024](http://www.wago.com/793-5501/000-024)**End plate****Item no.: 2010-1291**

End and intermediate plate; 1 mm thick; gray

[www.wago.com/2010-1291](http://www.wago.com/2010-1291)**Item no.: 2010-1292**

End and intermediate plate; 1 mm thick; orange

[www.wago.com/2010-1292](http://www.wago.com/2010-1292)**Test Accessories****Item no.: 2009-174**

Test plug adapter; for 4 mm Ø test plugs; for testing TOPJOB®S rail-mounted terminal blocks; gray

[www.wago.com/2009-174](http://www.wago.com/2009-174)**Item no.: 2009-182**Testing tap; for max. 2.5 mm<sup>2</sup>; tool-free connection for individual test wires 0.08 - 2.5 mm; gray[www.wago.com/2009-182](http://www.wago.com/2009-182)**Item no.: 2010-511**Modular TOPJOB®S connector; modular; for jumper contact slot; 1-pole; 10,00 mm<sup>2</sup>; gray[www.wago.com/2010-511](http://www.wago.com/2010-511)**Item no.: 2010-549**

Spacer module; modular; e.g., for bridging commoned terminal blocks; gray

[www.wago.com/2010-549](http://www.wago.com/2010-549)**General accessories****Item no.: 2010-100**

Finger guard; touchproof cover protects unused conductor entries; yellow

[www.wago.com/2010-100](http://www.wago.com/2010-100)**ferrule****Item no.: 216-284**Ferrule; Sleeve for 1.5 mm<sup>2</sup> / AWG 16; insulated; electro-tin plated; electrolytic copper; gastight crimped; acc. to DIN 46228, Part 4/09.90; black[www.wago.com/216-284](http://www.wago.com/216-284)**Item no.: 216-286**Ferrule; Sleeve for 2.5 mm<sup>2</sup> / AWG 14; insulated; electro-tin plated; electrolytic copper; gastight crimped; acc. to DIN 46228, Part 4/09.90; blue[www.wago.com/216-286](http://www.wago.com/216-286)**Item no.: 216-287**Ferrule; Sleeve for 4 mm<sup>2</sup> / AWG 12; insulated; electro-tin plated; electrolytic copper; gastight crimped; acc. to DIN 46228, Part 4/09.90; gray[www.wago.com/216-287](http://www.wago.com/216-287)**Item no.: 216-288**Ferrule; Sleeve for 6 mm<sup>2</sup> / AWG 10; insulated; electro-tin plated; electrolytic copper; gastight crimped; acc. to DIN 46228, Part 4/09.90; yellow[www.wago.com/216-288](http://www.wago.com/216-288)**Item no.: 216-289**Ferrule; Sleeve for 10 mm<sup>2</sup> / AWG 8; insulated; electro-tin plated; electrolytic copper; gastight[www.wago.com/216-289](http://www.wago.com/216-289)

Subject to changes. Please also observe the further product documentation!

WAGO Kontakttechnik GmbH &amp; Co. KG

Hansastr. 27

32423 Minden

Phone: +49571 887-0 | Fax: +49571 887-169

Email: [info.de@wago.com](mailto:info.de@wago.com) | Web: [www.wago.com](http://www.wago.com)




Do you have any questions about our products?

We are always happy to take your call at +49 (571) 887-44222.



crimped; acc. to DIN 46228, Part 4/09.90; red

**Carrier rail**

|  |  |   |
|--|--|---|
|  | <p><b>Item no.: 210-113</b><br/>Steel carrier rail; 35 x 7.5 mm; 1 mm thick; 2 m long; unslotted; according to EN 60715</p>                    | <p><a href="http://www.wago.com/210-113">www.wago.com/210-113</a></p> |
|  | <p><b>Item no.: 210-114</b><br/>Steel carrier rail; 35 x 15 mm; 1.5 mm thick; 2 m long; unslotted; similar to EN 60715</p>                     | <p><a href="http://www.wago.com/210-114">www.wago.com/210-114</a></p> |
|  | <p><b>Item no.: 210-118</b><br/>Steel carrier rail; 35 x 15 mm; 2.3 mm thick; 2 m long; unslotted; according to EN 60715</p>                   | <p><a href="http://www.wago.com/210-118">www.wago.com/210-118</a></p> |
|  | <p><b>Item no.: 210-196</b><br/>Aluminum carrier rail; 35 x 8.2 mm; 1.6 mm thick; 2 m long; unslotted; similar to EN 60715; silver-colored</p> | <p><a href="http://www.wago.com/210-196">www.wago.com/210-196</a></p> |
|  | <p><b>Item no.: 210-197</b><br/>Steel carrier rail; 35 x 15 mm; 1.5 mm thick; 2 m long; slotted; similar to EN 60715</p>                       | <p><a href="http://www.wago.com/210-197">www.wago.com/210-197</a></p> |
|  | <p><b>Item no.: 210-198</b><br/>Copper carrier rail; 35 x 15 mm; 2.3 mm thick; 2 m long; unslotted; according to EN 60715; copper-colored</p>  | <p><a href="http://www.wago.com/210-198">www.wago.com/210-198</a></p> |

**Downloads**

**Documentation**

**Additional Information**

|                               |                    |                       |                 |
|-------------------------------|--------------------|-----------------------|-----------------|
| <p>Technical explanations</p> | <p>Apr 3, 2019</p> | <p>pdf<br/>2.1 MB</p> | <p>Download</p> |
|-------------------------------|--------------------|-----------------------|-----------------|

**CAD/CAE-Data**


**CAE data**

|                                    |            |                 |
|------------------------------------|------------|-----------------|
| <p>EPLAN Data Portal 2010-1208</p> | <p>URL</p> | <p>Download</p> |
| <p>WSCAD Universe 2010-1208</p>    | <p>URL</p> | <p>Download</p> |


**Installation Notes**

**Inserting a conductor**


Subject to changes. Please also observe the further product documentation!



All conductor types at a glance




Terminating solid and ferruled conductors via push-in connection.



Inserting conductors via push-in termination.

**Solid conductors** with cross-sections from either one size above, or up to two sizes below, the rated cross-section can be simply pushed in – no tools needed.

Subject to changes. Please also observe the further product documentation!



Inserting a conductor via operating tool.

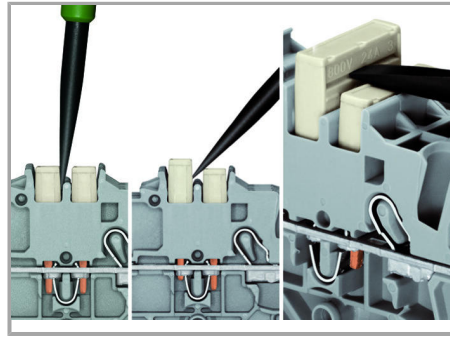

Connecting fine-stranded conductors without ferrules, or small cross-sectional conductors that cannot be pushed in, is performed similarly to the original CAGE CLAMP® – just use an operating tool.

**The smart feature:**

To open the clamp, the operating tool is inserted vertically. The conductor entry is less than 15 degrees for easier wiring.

**Commoning**

Subject to changes. Please also observe the further product documentation!




The push-in type jumper bar system is based on the common plug and socket principle. Each terminal block is spring-loaded with a double socket and a resilient CrNi steel spring. The jumper contact material is pure electrolytic copper, which allows for an extremely small design capable of carrying the full-rated current of the terminal block. Ground terminal blocks can also be commoned using the same jumper system. Custom jumpers are created by breaking and removing jumper contacts (2000, 2001, 2002, 2004 Series).

#### Removing a push-in type jumper bar.

Insert the operating tool between the jumper and the partition wall of the dual jumper slots, then lift up the jumper.

Place the operating tool in the center of jumpers up to five contacts (see above), or alternately on both sides for jumpers with more than five contacts.


#### Commoning




This star point jumper has been specially developed to create a "star point" and is used on motor terminal boards equipped with TOPJOB® S rail-mount terminal blocks.

#### Testing


Subject to changes. Please also observe the further product documentation!




The modular TOPJOB® S connectors also connect conductors of the same size as the terminal blocks being used.




TOPJOB® S Connectors with a 2 mm Ø test socket for testing voltage via 2-pole voltage tester



Rail-mount terminal block assembly for electric motor wiring




Test plug adapter (2009-174, CAT II) for 4 mm Ø plugs – compatible with 2000 to 2016 Series




Testing tap (2009-182) for tool-free connection of test cables up to 2.5 mm<sup>2</sup> (12 AWG) – compatible with 2000 to 2016 Series


### Marking



Snapping WMB Inline markers into marker slots.



Subject to changes. Please also observe the further product documentation!



TOPJOB® S 2009-193 Group Marker Carrier  
(equipped with a marking strip) for all 2001 to  
2016 Series TOPJOB® S Rail-Mount Terminal  
Blocks

Do not use on an end plate!

## Product family

### TOPJOB® S

TOPJOB® S: In various industrial applications and modern building installations, WAGO's wide and versatile range of rail-mount terminal blocks provides more than just reliable electrical connections.

[Learn more about the product family.](#)

[Show all products from the family](#)

Subject to changes. Please also observe the further product documentation!