



## Data sheet | Item number: 2007-8807

2-conductor ground terminal block; 6 mm<sup>2</sup>; with touch-proof test socket; for 4 mm Ø test plugs; side and center marking; for DIN-rail 35 x 15 and 35 x 7.5; Push-in CAGE CLAMP®; 6,00 mm<sup>2</sup>; green-yellow

[www.wago.com/2007-8807](http://www.wago.com/2007-8807)



RoHS  Compliant

[BOMcheck.net](https://www.bomcheck.net)

Color:

### Data

#### Connection data

Connection technology	Push-in CAGE CLAMP®
Actuation type	Push-in Open Tool Slot
Connectable conductor materials	Copper
Nominal cross section	6 mm <sup>2</sup>
Solid conductor	0.5 ... 10 mm <sup>2</sup> / 20 ... 8 AWG
Solid conductor, push-in termination	1 ... 10 mm <sup>2</sup> / 14 ... 8 AWG
Fine-stranded conductor	0.5 ... 10 mm <sup>2</sup> / 20 ... 8 AWG
Fine-stranded conductor with ferrule with plastic collar	2.5 ... 6 mm <sup>2</sup> / 16 ... 10 AWG
Fine-stranded conductor with ferrule without plastic collar	1.5 ... 6 mm <sup>2</sup> / 16 ... 10 AWG
Fine-stranded conductor with ferrule, push-in termination, from	2.5 ... 6 mm <sup>2</sup> / 16 ... 18 AWG
Strip length	13 ... 15 mm / 0.51 ... 0.59 inch
Total number of connection points	2
Total number of potentials	1
Number of levels	1

Subject to changes. Please also observe the further product documentation!

WAGO Kontakttechnik GmbH & Co. KG  
Hansastr. 27  
32423 Minden  
Phone: +49571 887-0 | Fax: +49571 887-169  
Email: [info.de@wago.com](mailto:info.de@wago.com) | Web: [www.wago.com](http://www.wago.com)

Do you have any questions about our products?  
We are always happy to take your call at +49 (571) 887-44222.



Type of wiring	Front-entry wiring
Number of jumper slots	2

### Geometrical Data

Width	8 mm / 0.315 inch
Height from upper-edge of DIN-35 rail	46.8 mm / 1.843 inch
Depth	99.6 mm / 3.921 inch

### Mechanical data

Design	angled
Type of mounting	DIN-35 rail
Marking level	Center/side marking

### Material Data



Color	green-yellow
Insulating material	Polyamide 66 (PA 66)
Fire load	0.359 MJ
Weight	30 g

### Commercial data

Product Group	22 (TOPJOB S)
Packaging type	BOX
Country of origin	CN
GTIN	4055143074773
Customs Tariff No.	85369010000

### Approvals / Certificates

#### Country specific Approvals

Logo	Approval	Additional Approval Text	Certificate name
	CCA DEKRA Certification B.V.	EN 60947	2198208.01
	CCA DEKRA Certification B.V.	EN 60947	NTR NL-7323

Subject to changes. Please also observe the further product documentation!

WAGO Kontakttechnik GmbH & Co. KG  
 Hansastr. 27  
 32423 Minden  
 Phone: +49571 887-0 | Fax: +49571 887-169  
 Email: [info.de@wago.com](mailto:info.de@wago.com) | Web: [www.wago.com](http://www.wago.com)

Do you have any questions about our products?  
 We are always happy to take your call at +49 (571) 887-44222.




CSA  
DEKRA Certification B.V.


C22.2 No. 158

70009679

### Ship Approvals

Logo	Approval	Additional Approval Text	Certificate name
	<b>DNV GL</b> Det Norske Veritas, Germanischer Lloyd	-	TAE00001V2

### UL-Approvals

Logo	Approval	Additional Approval Text	Certificate name
	<b>cURus</b> UL International Germany GmbH	UL 1059	E45172




### Counterpart

### Compatible products

#### tools

<b>Item no.: 210-721</b> Operating tool; Blade: 5.5 x 0.8 mm; with a partially insulated shaft	<a href="http://www.wago.com/210-721">www.wago.com/210-721</a>
---	--









#### Marking accessories

 <b>Item no.: 2009-110</b> Marking strips; on reel; not stretchable; plain; snap-on type; white	<a href="http://www.wago.com/2009-110">www.wago.com/2009-110</a>
 <b>Item no.: 2009-115</b> WMB-Inline; for Smart Printer; 1500 pieces on roll; stretchable 5 - 5.2 mm; plain; snap-on type; white	<a href="http://www.wago.com/2009-115">www.wago.com/2009-115</a>
 <b>Item no.: 2009-115/000-002</b> WMB-Inline; for Smart Printer; 1500 pieces on roll; stretchable 5 - 5.2 mm; plain; snap-on type; yellow	<a href="http://www.wago.com/2009-115/000-002">www.wago.com/2009-115/000-002</a>

Subject to changes. Please also observe the further product documentation!

WAGO Kontakttechnik GmbH & Co. KG  
Hansastr. 27  
32423 Minden  
Phone: +49571 887-0 | Fax: +49571 887-169  
Email: [info.de@wago.com](mailto:info.de@wago.com) | Web: [www.wago.com](http://www.wago.com)

Do you have any questions about our products?  
We are always happy to take your call at +49 (571) 887-44222.

	<b>Item no.: 2009-115/000-006</b> WMB-Inline; for Smart Printer; 1500 pieces on roll; stretchable 5 - 5.2 mm; plain; snap-on type; white	<a href="http://www.wago.com/2009-115/000-006">www.wago.com/2009-115/000-006</a>
	<b>Item no.: 2009-115/000-007</b> WMB-Inline; for Smart Printer; 1500 pieces on roll; stretchable 5 - 5.2 mm; plain; snap-on type; gray	<a href="http://www.wago.com/2009-115/000-007">www.wago.com/2009-115/000-007</a>
	<b>Item no.: 2009-115/000-012</b> WMB-Inline; for Smart Printer; 1500 pieces on roll; stretchable 5 - 5.2 mm; plain; snap-on type; white	<a href="http://www.wago.com/2009-115/000-012">www.wago.com/2009-115/000-012</a>
	<b>Item no.: 2009-115/000-017</b> WMB-Inline; for Smart Printer; 1500 pieces on roll; stretchable 5 - 5.2 mm; plain; snap-on type; white	<a href="http://www.wago.com/2009-115/000-017">www.wago.com/2009-115/000-017</a>
	<b>Item no.: 2009-115/000-023</b> WMB-Inline; for Smart Printer; 1500 pieces on roll; stretchable 5 - 5.2 mm; plain; snap-on type; green	<a href="http://www.wago.com/2009-115/000-023">www.wago.com/2009-115/000-023</a>
	<b>Item no.: 2009-115/000-024</b> WMB-Inline; for Smart Printer; 1500 pieces on roll; stretchable 5 - 5.2 mm; plain; snap-on type; white	<a href="http://www.wago.com/2009-115/000-024">www.wago.com/2009-115/000-024</a>
	<b>Item no.: 2009-198</b> Adaptor	<a href="http://www.wago.com/2009-198">www.wago.com/2009-198</a>
	<b>Item no.: 793-501</b> WMB marking card; as card; not stretchable; plain; snap-on type; white	<a href="http://www.wago.com/793-501">www.wago.com/793-501</a>
	<b>Item no.: 793-501/000-002</b> WMB marking card; as card; not stretchable; plain; snap-on type; yellow	<a href="http://www.wago.com/793-501/000-002">www.wago.com/793-501/000-002</a>
	<b>Item no.: 793-501/000-005</b> WMB marking card; as card; not stretchable; plain; snap-on type; red	<a href="http://www.wago.com/793-501/000-005">www.wago.com/793-501/000-005</a>
	<b>Item no.: 793-501/000-006</b> WMB marking card; as card; not stretchable; plain; snap-on type; blue	<a href="http://www.wago.com/793-501/000-006">www.wago.com/793-501/000-006</a>
	<b>Item no.: 793-501/000-007</b> WMB marking card; as card; not stretchable; plain; snap-on type; gray	<a href="http://www.wago.com/793-501/000-007">www.wago.com/793-501/000-007</a>
	<b>Item no.: 793-501/000-012</b> WMB marking card; as card; not stretchable; plain; snap-on type; orange	<a href="http://www.wago.com/793-501/000-012">www.wago.com/793-501/000-012</a>
	<b>Item no.: 793-501/000-017</b> WMB marking card; as card; not stretchable; plain; snap-on type; light green	<a href="http://www.wago.com/793-501/000-017">www.wago.com/793-501/000-017</a>

Subject to changes. Please also observe the further product documentation!



**Item no.: 793-501/000-023**  
WMB marking card; as card; not stretchable; plain; snap-on type; green

[www.wago.com/793-501/000-023](http://www.wago.com/793-501/000-023)



**Item no.: 793-501/000-024**  
WMB marking card; as card; not stretchable; plain; snap-on type; violet

[www.wago.com/793-501/000-024](http://www.wago.com/793-501/000-024)

#### ferrule



**Item no.: 216-208**  
Ferrule; Sleeve for 6 mm<sup>2</sup> / AWG 10; insulated; electro-tin plated; electrolytic copper; gastight crimped; acc. to DIN 46228, Part 4/09.90; yellow [www.wago.com/216-208](http://www.wago.com/216-208)

**Item no.: 216-262**  
Ferrule; Sleeve for 0.75 mm<sup>2</sup> / 18 AWG; insulated; electro-tin plated; electrolytic copper; gastight crimped; acc. to DIN 46228, Part 4/09.90; gray [www.wago.com/216-262](http://www.wago.com/216-262)



**Item no.: 216-263**  
Ferrule; Sleeve for 1 mm<sup>2</sup> / AWG 18; insulated; electro-tin plated; electrolytic copper; gastight crimped; acc. to DIN 46228, Part 4/09.90; red [www.wago.com/216-263](http://www.wago.com/216-263)



**Item no.: 216-264**  
Ferrule; Sleeve for 1.5 mm<sup>2</sup> / AWG 16; insulated; electro-tin plated; electrolytic copper; gastight crimped; acc. to DIN 46228, Part 4/09.90; black [www.wago.com/216-264](http://www.wago.com/216-264)

**Item no.: 216-266**  
Ferrule; Sleeve for 2.5 mm<sup>2</sup> / AWG 14; insulated; electro-tin plated; electrolytic copper; gastight crimped; acc. to DIN 46228, Part 4/09.90; blue [www.wago.com/216-266](http://www.wago.com/216-266)



**Item no.: 216-267**  
Ferrule; Sleeve for 4 mm<sup>2</sup> / AWG 12; insulated; electro-tin plated; electrolytic copper; gastight crimped; acc. to DIN 46228, Part 4/09.90; gray [www.wago.com/216-267](http://www.wago.com/216-267)

#### End plate



**Item no.: 2007-8891**  
End and separator plate; 1.5 mm thick; without lock-out seal option; gray [www.wago.com/2007-8891](http://www.wago.com/2007-8891)



**Item no.: 2007-8892**  
End and separator plate; 1.5 mm thick; without lock-out seal option; orange [www.wago.com/2007-8892](http://www.wago.com/2007-8892)



**Item no.: 2007-8893**  
End and separator plate; 1.5 mm thick; with lock-out seal option; gray [www.wago.com/2007-8893](http://www.wago.com/2007-8893)



**Item no.: 2007-8894**  
End and separator plate; 1.5 mm thick; with lock-out seal option; orange [www.wago.com/2007-8894](http://www.wago.com/2007-8894)

#### Protective Warning Marker
















**Item no.: 2006-115**  
Protective warning marker; with high-voltage symbol, black; for 5 terminal blocks; yellow [www.wago.com/2006-115](http://www.wago.com/2006-115)




#### Carrier rail

**Item no.: 210-112**  
Steel carrier rail; 35 x 7.5 mm; 1 mm thick; 2 m long; slotted; according to EN 60715; "Hole width 25 mm" [www.wago.com/210-112](http://www.wago.com/210-112)

Subject to changes. Please also observe the further product documentation!

	<b>Item no.: 210-113</b> Steel carrier rail; 35 x 7.5 mm; 1 mm thick; 2 m long; unslotted; according to EN 60715	<a href="http://www.wago.com/210-113">www.wago.com/210-113</a>
	<b>Item no.: 210-114</b> Steel carrier rail; 35 x 15 mm; 1.5 mm thick; 2 m long; unslotted; similar to EN 60715	<a href="http://www.wago.com/210-114">www.wago.com/210-114</a>
	<b>Item no.: 210-115</b> Steel carrier rail; 35 x 7.5 mm; 1 mm thick; 2 m long; slotted; according to EN 60715; "Hole width 18 mm	<a href="http://www.wago.com/210-115">www.wago.com/210-115</a>
	<b>Item no.: 210-118</b> Steel carrier rail; 35 x 15 mm; 2.3 mm thick; 2 m long; unslotted; according to EN 60715	<a href="http://www.wago.com/210-118">www.wago.com/210-118</a>
	<b>Item no.: 210-196</b> Aluminum carrier rail; 35 x 8.2 mm; 1.6 mm thick; 2 m long; unslotted; similar to EN 60715; silver-colored	<a href="http://www.wago.com/210-196">www.wago.com/210-196</a>
	<b>Item no.: 210-197</b> Steel carrier rail; 35 x 15 mm; 1.5 mm thick; 2 m long; slotted; similar to EN 60715	<a href="http://www.wago.com/210-197">www.wago.com/210-197</a>
	<b>Item no.: 210-198</b> Copper carrier rail; 35 x 15 mm; 2.3 mm thick; 2 m long; unslotted; according to EN 60715; copper-colored	<a href="http://www.wago.com/210-198">www.wago.com/210-198</a>
<b>Jumper</b>		
	<b>Item no.: 282-432</b> Jumper; insulated; 2-way; Nominal current 30 A; orange	<a href="http://www.wago.com/282-432">www.wago.com/282-432</a>
	<b>Item no.: 282-432/100-000</b> Jumper with safety lid; insulated; 2-way; Nominal current 30 A; orange	<a href="http://www.wago.com/282-432/100-000">www.wago.com/282-432/100-000</a>
	<b>Item no.: 282-433</b> Jumper; insulated; 3-way; Nominal current 30 A; orange	<a href="http://www.wago.com/282-433">www.wago.com/282-433</a>
	<b>Item no.: 282-433/100-000</b> Jumper with safety lid; insulated; 3-way; Nominal current 30 A; orange	<a href="http://www.wago.com/282-433/100-000">www.wago.com/282-433/100-000</a>
	<b>Item no.: 282-434</b> Jumper; insulated; 4-way; Nominal current 30 A; orange	<a href="http://www.wago.com/282-434">www.wago.com/282-434</a>
	<b>Item no.: 282-434/100-000</b> Jumper with safety lid; insulated; 4-way; Nominal current 30 A; orange	<a href="http://www.wago.com/282-434/100-000">www.wago.com/282-434/100-000</a>
	<b>Item no.: 282-435</b> Jumper; insulated; 5-way; Nominal current 30 A; orange	<a href="http://www.wago.com/282-435">www.wago.com/282-435</a>
	<b>Item no.: 282-435/011-000</b> Jumper; insulated; 3-way (1-3-5); Nominal current 30 A; special version; orange	<a href="http://www.wago.com/282-435/011-000">www.wago.com/282-435/011-000</a>
	<b>Item no.: 282-435/301-000</b> Jumper; orange	<a href="http://www.wago.com/282-435/301-000">www.wago.com/282-435/301-000</a>

Subject to changes. Please also observe the further product documentation!

	<b>Item no.: 282-436</b> Jumper; insulated; 6-way; Nominal current 30 A; orange	<a href="http://www.wago.com/282-436">www.wago.com/282-436</a>
	<b>Item no.: 282-436/301-000</b> Jumper; insulated; 1-2-4-6; Nominal current 30 A; special version; orange	<a href="http://www.wago.com/282-436/301-000">www.wago.com/282-436/301-000</a>
	<b>Item no.: 282-436/304-000</b> Jumper; orange	<a href="http://www.wago.com/282-436/304-000">www.wago.com/282-436/304-000</a>
	<b>Item no.: 282-437</b> Jumper; insulated; 7-way; Nominal current 30 A; orange	<a href="http://www.wago.com/282-437">www.wago.com/282-437</a>
	<b>Item no.: 282-437/011-000</b> Jumper; insulated; 1-3-5-7; Nominal current 30 A; special version; orange	<a href="http://www.wago.com/282-437/011-000">www.wago.com/282-437/011-000</a>
	<b>Item no.: 282-437/012-000</b> Jumper; insulated; 1-4-7; Nominal current 30 A; special version; orange	<a href="http://www.wago.com/282-437/012-000">www.wago.com/282-437/012-000</a>
	<b>Item no.: 282-438</b> Jumper; insulated; 8-way; Nominal current 30 A; orange	<a href="http://www.wago.com/282-438">www.wago.com/282-438</a>
	<b>Item no.: 282-438/300-000</b> Jumper; insulated; 1-2-5-8; Nominal current 30 A; special version; orange	<a href="http://www.wago.com/282-438/300-000">www.wago.com/282-438/300-000</a>
	<b>Item no.: 282-438/301-000</b> Jumper; insulated; 1-4-7-8; Nominal current 30 A; special version; orange	<a href="http://www.wago.com/282-438/301-000">www.wago.com/282-438/301-000</a>
	<b>Item no.: 282-439</b> Jumper; insulated; 9-way; Nominal current 30 A; orange	<a href="http://www.wago.com/282-439">www.wago.com/282-439</a>
	<b>Item no.: 282-439/011-000</b> Jumper; insulated; 1-3-5-7-9; Nominal current 30 A; special version; orange	<a href="http://www.wago.com/282-439/011-000">www.wago.com/282-439/011-000</a>
	<b>Item no.: 282-440</b> Jumper; insulated; 10-way; Nominal current 30 A; orange	<a href="http://www.wago.com/282-440">www.wago.com/282-440</a>

## Downloads

### Documentation

#### Additional Information

Technical explanations	Apr 3, 2019	pdf 2.1 MB	Download
------------------------	-------------	---------------	----------

Subject to changes. Please also observe the further product documentation!

## CAD/CAE-Data

### CAD data

2D/3D Models 2007-8807	URL	Download
------------------------	-----	----------

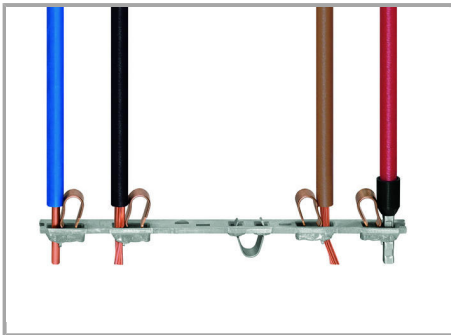
### CAE data

EPLAN Data Portal 2007-8807	URL	Download
-----------------------------	-----	----------

WSCAD Universe 2007-8807	URL	Download
--------------------------	-----	----------


## Installation Notes

### Inserting a conductor



All conductor types at a glance

### Commoning




Additional commoning option on the transformer side


## Safety

Subject to changes. Please also observe the further product documentation!





Lock-out prevents accidental operation of disconnect link.




Lock-out snaps into one of two notched positions.

### Locking lever



Using locking covers or profiles for adjacent terminal blocks allows disconnect links to be operated simultaneously.




A lock-out seal can be used on the disconnect link in operating position I in combination with an end and separator plate (2007-8893 or 2007-8894).



Interlocking link mechanically locks multiple links for multi-pole switching applications.

### Marking



Marking via WMB Multi markers or marking strips.

Subject to changes. Please also observe the further product documentation!



## Product family

### TOPJOB® S

TOPJOB® S: In various industrial applications and modern building installations, WAGO's wide and versatile range of rail-mount terminal blocks provides more than just reliable electrical connections.

[Learn more about the product family.](#)

[Show all products from the family](#)

Subject to changes. Please also observe the further product documentation!

---

WAGO Kontakttechnik GmbH & Co. KG  
Hansastr. 27  
32423 Minden  
Phone: +49571 887-0 | Fax: +49571 887-169  
Email: [info.de@wago.com](mailto:info.de@wago.com) | Web: [www.wago.com](http://www.wago.com)

Do you have any questions about our products?  
We are always happy to take your call at +49 (571) 887-44222.