

Data sheet | Item number: 2002-409/000-005

Push-in type jumper bar; insulated; 9-way; Nominal current 25 A; red

www.wago.com/2002-409/000-005



Data

Electrical data

Ratings per IEC/EN 60664-1

| | |
|-------------------------|-------|
| Rated voltage (III / 3) | 800 V |
| Rated current | 25 A |

Approvals Ex

| | |
|-------------------------|------|
| Rated current (Ex e II) | 20 A |
|-------------------------|------|

Geometrical Data

| | |
|-------|---------------------|
| Width | 45,2 mm / 1.78 inch |
|-------|---------------------|

Subject to changes. Please also observe the further product documentation!

WAGO Kontakttechnik GmbH & Co. KG
Hansastr. 27
32423 Minden
Phone: +49571 887-0 | Fax: +49571 887-169
Email: info.de@wago.com | Web: www.wago.com

Do you have any questions about our products?
We are always happy to take your call at +49 (571) 887-44222.



| | |
|--------|---------------------|
| Height | 19 mm / 0.748 inch |
| Depth | 4,1 mm / 0.161 inch |

Material Data

| | |
|-----------|----------|
| Color | red |
| Fire load | 0.032 MJ |
| Weight | 4.4 g |

Commercial data

| | |
|--------------------|---------------|
| Packaging type | bag |
| Country of origin | DE |
| GTIN | 4050821076063 |
| Customs Tariff No. | 85366990990 |

Counterpart

Downloads

Documentation

Additional Information

| | | | |
|------------------------|-------------|---------------|----------|
| Technical explanations | Apr 3, 2019 | pdf 2.1 MB | Download |
|------------------------|-------------|---------------|----------|

CAD/CAE-Data

CAD data

| | | |
|-------------------------------|-----|----------|
| 2D/3D Models 2002-409/000-005 | URL | Download |
|-------------------------------|-----|----------|

CAE data

| | | |
|------------------------------------|-----|----------|
| EPLAN Data Portal 2002-409/000-005 | URL | Download |
|------------------------------------|-----|----------|

| | | |
|---------------------------------|-----|----------|
| WSCAD Universe 2002-409/000-005 | URL | Download |
|---------------------------------|-----|----------|

Installation Notes

Jumpered

Subject to changes. Please also observe the further product documentation!




The push-in type jumper bar system is based on the common plug and socket principle. Each terminal block is spring-loaded with a double socket and a resilient CrNi steel spring. The jumper contact material is pure electrolytic copper, which allows for an extremely small design capable of carrying the full-rated current of the terminal block. Ground terminal blocks can also be commoned using the same jumper system. Custom jumpers are created by breaking and removing jumper contacts (2000, 2001, 2002, 2004 Series).

Removing a push-in type jumper bar.

Insert the operating tool between the jumper and the partition wall of the dual jumper slots, then lift up the jumper.

Place the operating tool in the center of jumpers up to five contacts (see above), or alternately on both sides for jumpers with more than five contacts.

Jumpered



Custom push-in type jumper bars are created by breaking off jumper contacts.


Marking a push-in type jumper bar using a felt-tip pen.

500 V

300 V


Subject to changes. Please also observe the further product documentation!

Jumpered




An application example: colored push-in type jumper bars are used with sensor terminal blocks.


Jumpered



Stepping down via push-in type jumper bar.



Stepping down via push-in type jumper bar.




Stepping down via push-in type jumper bar.

Commoning via closed terminal side with end plate allows jumpering over two cross-section sizes, e.g., from 16 mm² (6 AWG) to 6 mm² (10 AWG) or from 6 mm² (10 AWG) to 2.5 mm² (14 AWG) (see illustration above).

Commoning via open terminal side with end plate allows jumpering over two cross-section sizes for 16 mm² (6 AWG) and 10 mm² (8 AWG) and one cross-section size for 6/4/2.5 mm² (10/12/14 AWG). An example: from 16 mm² (6 AWG) to 6 mm² (10 AWG) (see illustration above) or from 10 mm² (8 AWG) to 4 mm² (12 AWG).

Subject to changes. Please also observe the further product documentation!



Note:

The total current of the outgoing circuits shall not exceed the nominal current of the step-down jumper/push-in type jumper bar.

Product family

TOPJOB® S

TOPJOB® S: In various industrial applications and modern building installations, WAGO's wide and versatile range of rail-mount terminal blocks provides more than just reliable electrical connections.

[Learn more about the product family.](#)

[Show all products from the family](#)

Subject to changes. Please also observe the further product documentation!