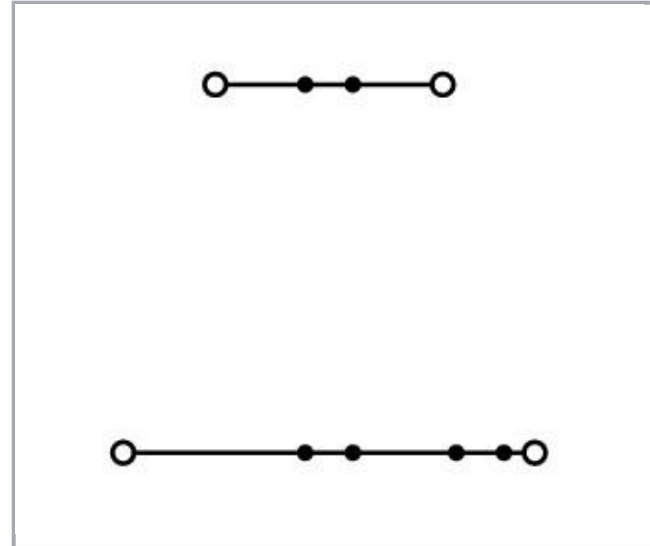
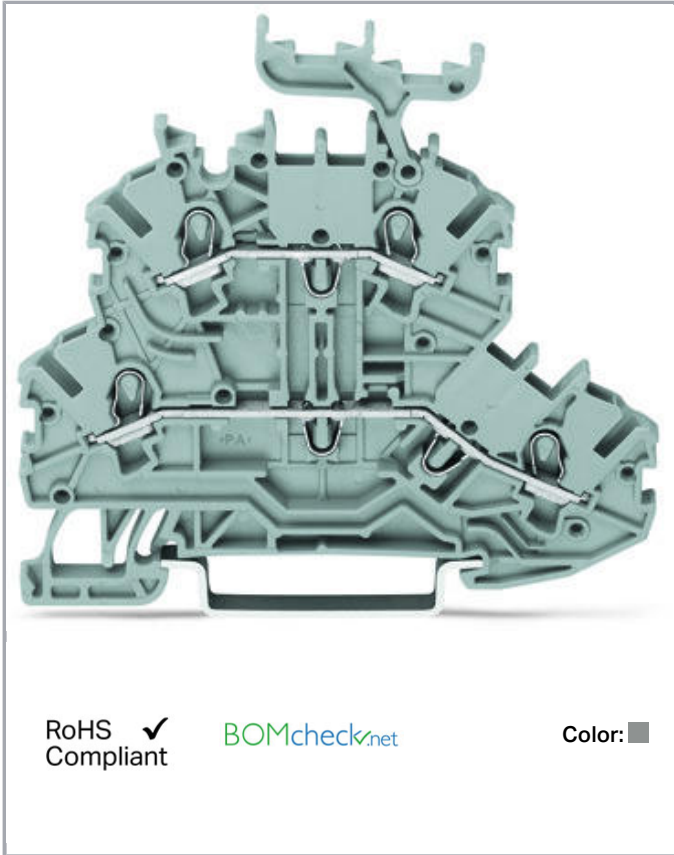


Data sheet | Item number: 2000-2232

Double-deck terminal block; Through/through terminal block; N/L; with marker carrier; Blue conductor entry lower deck; for DIN-rail 35 x 15 and 35 x 7.5; 1 mm²; Push-in CAGE CLAMP®; 1,00 mm²; gray



www.wago.com/2000-2232



RoHS Compliant

[BOMcheck.net](https://www.bomcheck.net)

Color: ■

Data

Electrical data

Ratings per IEC/EN 60664-1

| Ratings per | IEC/EN 60947-7-1 |
|---------------------------------|---|
| Rated voltage (III / 3) | 500 V |
| Rated impulse voltage (III / 3) | 6 kV |
| Rated current | 13.5 A |
| Rated current (2) | 16 A |
| Legend (ratings) | (III / 3) ≙ Overvoltage category III / Pollution degree 3 |

Subject to changes. Please also observe the further product documentation!

WAGO Kontakttechnik GmbH & Co. KG
Hansastr. 27
32423 Minden
Phone: +49571 887-0 | Fax: +49571 887-169
Email: info.de@wago.com | Web: www.wago.com

Do you have any questions about our products?
We are always happy to take your call at +49 (571) 887-44222.



Approvals per UL 1059

| | |
|--------------------------------|---------|
| Rated voltage UL (Use Group B) | 300 V |
| Rated current UL (Use Group B) | 15 A |
| Rated voltage UL (Use Group C) | 300 V |
| Rated current UL (Use Group C) | 15 A |
| Approvals per | UL 1059 |

Approvals per CSA

| | |
|---------------------------------|-------|
| Rated voltage CSA (Use Group B) | 600 V |
| Rated current CSA (Use Group B) | 10 A |
| Rated voltage CSA (Use Group C) | 600 V |
| Rated current CSA (Use Group C) | 10 A |

Connection data

| | |
|---|---|
| Connection technology | Push-in CAGE CLAMP® |
| Number of connection points (connection type) | 2 |
| Actuation type | Push-in Open Tool Slot |
| Connectable conductor materials | Copper |
| Nominal cross section | 1 mm ² |
| Solid conductor | 0,14 ... 1,5 mm ² / 24 ... 16 AWG |
| Solid conductor, push-in termination | 0,5 ... 1,5 mm ² / 20 ... 16 AWG |
| Fine-stranded conductor | 0,14 ... 1,5 mm ² / 24 ... 16 AWG |
| Fine-stranded conductor with ferrule with plastic collar | 0,5 ... 0,75 mm ² / 20 ... 18 AWG |
| Fine-stranded conductor with ferrule, push-in termination, from | 0,5 ... 0,75 mm ² / 20 ... 18 AWG |
| Strip length | 9 ... 11 mm / 0.35 ... 0.43 inch |
| Number of connection points | 2 |
| Total number of connection points | 4 |
| Total number of potentials | 2 |
| Number of levels | 2 |
| Type of wiring | Front-entry wiring |
| Note (conductor cross-section) | Depending on the conductor characteristic, a conductor with a smaller cross-section can also be inserted via push-in termination. |

Subject to changes. Please also observe the further product documentation!

Geometrical Data

| | |
|---------------------------------------|----------------------|
| Width | 3,5 mm / 0.138 inch |
| Height from upper-edge of DIN-35 rail | 61,8 mm / 2.433 inch |
| Depth | 69,7 mm / 2.744 inch |

Mechanical data

| | |
|-------------------|---------------------|
| Design | horizontal type |
| Type of mounting | DIN-35 rail |
| Potential marking | N/L |
| Marking level | Center/side marking |

Material Data



| | |
|---------------------|----------------------|
| Color | gray |
| Insulating material | Polyamide 66 (PA 66) |
| Fire load | 0.162 MJ |
| Weight | 7.7 g |

Commercial data

| | |
|--------------------|---------------|
| Product Group | 22 (TOPJOB S) |
| Packaging type | BOX |
| Country of origin | CN |
| GTIN | 4055143267755 |
| Customs Tariff No. | 85369010000 |




Approvals / Certificates

Ex-Approvals

| Logo | Approval | Additional Approval Text | Certificate name |
|--|---|--------------------------|---|
|  | AEx Underwriters Laboratories Inc. | UL 60079 | E185892 |
|  | ATEX Physikalisch Technische Bundesanstalt | EN 60079 | PTB 11 ATEX 1041 U (II) 2 G Ex e IIC GB / I |

Subject to changes. Please also observe the further product documentation!

Country specific Approvals

| Logo | Approval | Additional Approval Text | Certificate name |
|--|---------------------------------|--------------------------|------------------|
|  | CCA DEKRA Certification B.V. | EN 60947 | 71- 102841 |
|  | CCA DEKRA Certification B.V. | EN 60947 | NTR NL 7671 |
|  | CSA DEKRA Certification B.V. | C22.2 No. 158 | 2130762 |










Counterpart

Compatible products





Test Accessories

| | |
|--|--|
| Item no.: 2000-510 TOPJOB®S L-type test plug module; modular; for jumper contact slot; 1,00 mm ² ; gray | www.wago.com/2000-510 |
| Item no.: 2000-511 TOPJOB®S L-type test plug module; modular; for jumper contact slot; 1-pole; 1,00 mm ² ; gray | www.wago.com/2000-511 |
| Item no.: 2000-549 Spacer module; modular; e.g., for bridging commoned terminal blocks; gray | www.wago.com/2000-549 |
| Item no.: 2000-552 Modular TOPJOB®S connector; modular; for jumper contact slot; 2-pole; 1,00 mm ² ; gray | www.wago.com/2000-552 |
| Item no.: 2000-553 | |




Subject to changes. Please also observe the further product documentation!

| | | |
|--|--|--|
|  | Modular TOPJOB®S connector; modular; for jumper contact slot; 3-pole; 1,00 mm ² ; gray | www.wago.com/2000-553 |
| | Item no.: 2000-554 Modular TOPJOB®S connector; modular; for jumper contact slot; 4-pole; 1,00 mm ² ; gray | www.wago.com/2000-554 |
|  | Item no.: 2000-555 Modular TOPJOB®S connector; modular; for jumper contact slot; 5-pole; 1,00 mm ² ; gray | www.wago.com/2000-555 |
|  | Item no.: 2000-556 Modular TOPJOB®S connector; modular; for jumper contact slot; 6-pole; 1,00 mm ² ; gray | www.wago.com/2000-556 |
|  | Item no.: 2000-557 Modular TOPJOB®S connector; modular; for jumper contact slot; 7-pole; 1,00 mm ² ; gray | www.wago.com/2000-557 |
| | Item no.: 2000-558 Modular TOPJOB®S connector; modular; for jumper contact slot; 8-pole; 1,00 mm ² ; gray | www.wago.com/2000-558 |
| | Item no.: 2000-559 Modular TOPJOB®S connector; modular; for jumper contact slot; 9-pole; 1,00 mm ² ; gray | www.wago.com/2000-559 |
| | Item no.: 2000-560 Modular TOPJOB®S connector; modular; for jumper contact slot; 10-pole; 1,00 mm ² ; gray | www.wago.com/2000-560 |
| | Item no.: 2009-174 Test plug adapter; for 4 mm Ø test plugs; for testing TOPJOB®S rail-mounted terminal blocks; gray | www.wago.com/2009-174 |
| | Item no.: 2009-182 Testing tap; for max. 2.5 mm ² ; tool-free connection for individual test wires 0.08 - 2.5 mm; gray | www.wago.com/2009-182 |
|  | Item no.: 210-136 Test plug; 2 mm Ø; with 500 mm cable; red | www.wago.com/210-136 |
| | Item no.: 210-137 Test plug; 2.3 mm Ø; with 500 mm cable; yellow | www.wago.com/210-137 |
| ferrule | | |
|  | Item no.: 216-241 Ferrule; Sleeve for 0.5 mm ² / 20 AWG; insulated; electro-tin plated; electrolytic copper; gastight crimped; acc. to DIN 46228, Part 4/09.90; white | www.wago.com/216-241 |
|  | Item no.: 216-242 Ferrule; Sleeve for 0.75 mm ² / 18 AWG; insulated; electro-tin plated; electrolytic copper; gastight crimped; acc. to DIN 46228, Part 4/09.90; gray | www.wago.com/216-242 |
| | Item no.: 216-243 Ferrule; Sleeve for 1 mm ² / AWG 18; insulated; electro-tin plated; electrolytic copper; gastight crimped; acc. to DIN 46228, Part 4/09.90; red | www.wago.com/216-243 |
| Marking accessories | | |
|  | Item no.: 2000-121 Adaptor | www.wago.com/2000-121 |
|  | Item no.: 2009-110 Marking strips; on reel; not stretchable; plain; snap-on type; white | www.wago.com/2009-110 |






Subject to changes. Please also observe the further product documentation!

| | | |
|---|---|--|
| | Item no.: 2009-113 WMB-Inline; for Smart Printer; 2300 pieces on roll; plain; snap-on type; white | www.wago.com/2009-113 |
|  | Item no.: 2009-113/000-002 WMB-Inline; for Smart Printer; 2300 pieces on roll; plain; snap-on type; yellow | www.wago.com/2009-113/000-002 |
|  | Item no.: 2009-113/000-005 WMB-Inline; for Smart Printer; 2300 pieces on roll; plain; snap-on type; red | www.wago.com/2009-113/000-005 |
| | Item no.: 2009-113/000-006 WMB-Inline; for Smart Printer; 2300 pieces on roll; plain; snap-on type; blue | www.wago.com/2009-113/000-006 |
| | Item no.: 2009-113/000-007 WMB-Inline; for Smart Printer; 2300 pieces on roll; plain; snap-on type; gray | www.wago.com/2009-113/000-007 |
| | Item no.: 2009-113/000-012 WMB-Inline; for Smart Printer; 2300 pieces on roll; plain; snap-on type; orange | www.wago.com/2009-113/000-012 |
|  | Item no.: 2009-113/000-017 WMB-Inline; for Smart Printer; 2300 pieces on roll; plain; snap-on type; light green | www.wago.com/2009-113/000-017 |
|  | Item no.: 2009-113/000-023 WMB-Inline; for Smart Printer; 2300 pieces on roll; plain; snap-on type; green | www.wago.com/2009-113/000-023 |
| | Item no.: 2009-113/000-024 WMB-Inline; for Smart Printer; 2300 pieces on roll; plain; snap-on type; violet | www.wago.com/2009-113/000-024 |
| | Item no.: 793-3501 WMB marking card; as card; plain; snap-on type; white | www.wago.com/793-3501 |
| Jumper | | |
| | Item no.: 2000-402 Push-in type jumper bar; insulated; 2-way; Nominal current 14 A; light gray | www.wago.com/2000-402 |
| | Item no.: 2000-402/000-005 Push-in type jumper bar; insulated; 2-way; Nominal current 14 A; red | www.wago.com/2000-402/000-005 |
| | Item no.: 2000-402/000-006 Push-in type jumper bar; insulated; 2-way; Nominal current 14 A; blue | www.wago.com/2000-402/000-006 |
| | Item no.: 2000-402/000-018 Push-in type jumper bar; insulated; 2-way; Nominal current 14 A; yellow-green | www.wago.com/2000-402/000-018 |







Subject to changes. Please also observe the further product documentation!

| | | |
|--|--|--|
| | Item no.: 2000-403 Push-in type jumper bar; insulated; 3-way; Nominal current 14 A; light gray | www.wago.com/2000-403 |
| | Item no.: 2000-403/000-005 Push-in type jumper bar; insulated; 3-way; Nominal current 14 A; red | www.wago.com/2000-403/000-005 |
| | Item no.: 2000-403/000-006 Push-in type jumper bar; insulated; 3-way; Nominal current 14 A; blue | www.wago.com/2000-403/000-006 |
| | Item no.: 2000-404 Push-in type jumper bar; insulated; 4-way; Nominal current 14 A; light gray | www.wago.com/2000-404 |
| | Item no.: 2000-404/000-005 Push-in type jumper bar; insulated; 4-way; Nominal current 14 A; red | www.wago.com/2000-404/000-005 |
| | Item no.: 2000-404/000-006 Push-in type jumper bar; insulated; 4-way; Nominal current 14 A; blue | www.wago.com/2000-404/000-006 |
| | Item no.: 2000-405 Push-in type jumper bar; insulated; 5-way; Nominal current 14 A; light gray | www.wago.com/2000-405 |
|  | Item no.: 2000-405/000-005 Push-in type jumper bar; insulated; 5-way; Nominal current 14 A; red | www.wago.com/2000-405/000-005 |
| | Item no.: 2000-405/000-006 Push-in type jumper bar; insulated; 5-way; Nominal current 14 A; blue | www.wago.com/2000-405/000-006 |
|  | Item no.: 2000-405/011-000 Star point jumper; insulated; 3-way (1-3-5); IN = IN terminal block; light gray | www.wago.com/2000-405/011-000 |
| | Item no.: 2000-406 Push-in type jumper bar; insulated; 6-way; Nominal current 14 A; light gray | www.wago.com/2000-406 |
| | Item no.: 2000-406/000-005 Push-in type jumper bar; insulated; 6-way; Nominal current 14 A; red | www.wago.com/2000-406/000-005 |
| | Item no.: 2000-406/000-006 Push-in type jumper bar; insulated; 6-way; Nominal current 14 A; blue | www.wago.com/2000-406/000-006 |
|  | Item no.: 2000-406/020-000 Delta jumper; insulated; 1-2 3-4 5-6; IN = IN terminal block; light gray | www.wago.com/2000-406/020-000 |


Subject to changes. Please also observe the further product documentation!

| | | |
|--|--|--|
| | <p>Item no.: 2000-407 Push-in type jumper bar; insulated; 7-way; Nominal current 14 A; light gray</p> | www.wago.com/2000-407 |
|  | <p>Item no.: 2000-407/000-005 Push-in type jumper bar; insulated; 7-way; Nominal current 14 A; red</p> | www.wago.com/2000-407/000-005 |
| | <p>Item no.: 2000-407/000-006 Push-in type jumper bar; insulated; 7-way; Nominal current 14 A; blue</p> | www.wago.com/2000-407/000-006 |
|  | <p>Item no.: 2000-408 Push-in type jumper bar; insulated; 8-way; Nominal current 14 A; light gray</p> | www.wago.com/2000-408 |
| | <p>Item no.: 2000-408/000-005 Push-in type jumper bar; insulated; 8-way; Nominal current 14 A; red</p> | www.wago.com/2000-408/000-005 |
|  | <p>Item no.: 2000-408/000-006 Push-in type jumper bar; insulated; 8-way; Nominal current 14 A; blue</p> | www.wago.com/2000-408/000-006 |
| | <p>Item no.: 2000-409 Push-in type jumper bar; insulated; 9-way; Nominal current 14 A; light gray</p> | www.wago.com/2000-409 |
|  | <p>Item no.: 2000-409/000-005 Push-in type jumper bar; insulated; 9-way; Nominal current 14 A; red</p> | www.wago.com/2000-409/000-005 |
| | <p>Item no.: 2000-409/000-006 Push-in type jumper bar; insulated; 9-way; Nominal current 14 A; blue</p> | www.wago.com/2000-409/000-006 |
| | <p>Item no.: 2000-410 Push-in type jumper bar; insulated; 10-way; Nominal current 14 A; light gray</p> | www.wago.com/2000-410 |
|  | <p>Item no.: 2000-410/000-005 Push-in type jumper bar; insulated; 10-way; Nominal current 14 A; red</p> | www.wago.com/2000-410/000-005 |
| | <p>Item no.: 2000-410/000-006 Push-in type jumper bar; insulated; 10-way; Nominal current 14 A; blue</p> | www.wago.com/2000-410/000-006 |
| | <p>Item no.: 2000-433 Push-in type jumper bar; insulated; from 1 to 3; Nominal current 14 A; light gray</p> | www.wago.com/2000-433 |
| | <p>Item no.: 2000-433/000-005 Push-in type jumper bar; insulated; from 1 to 3; Nominal current 14 A; red</p> | www.wago.com/2000-433/000-005 |
| | <p>Item no.: 2000-433/000-006 Push-in type jumper bar; insulated; from 1 to 3; Nominal current 14 A; blue</p> | www.wago.com/2000-433/000-006 |

Subject to changes. Please also observe the further product documentation!

| | | |
|--|---|--|
| | Item no.: 2000-434 Push-in type jumper bar; insulated; from 1 to 4; Nominal current 14 A; light gray | www.wago.com/2000-434 |
| | Item no.: 2000-435 Push-in type jumper bar; insulated; from 1 to 5; Nominal current 14 A; light gray | www.wago.com/2000-435 |
| | Item no.: 2000-436 Push-in type jumper bar; insulated; from 1 to 6; Nominal current 14 A; light gray | www.wago.com/2000-436 |
| | Item no.: 2000-437 Push-in type jumper bar; insulated; from 1 to 7; Nominal current 14 A; light gray | www.wago.com/2000-437 |
|  | Item no.: 2000-438 Push-in type jumper bar; insulated; from 1 to 8; Nominal current 14 A; light gray | www.wago.com/2000-438 |
|  | Item no.: 2000-439 Push-in type jumper bar; insulated; from 1 to 9; Nominal current 14 A; light gray | www.wago.com/2000-439 |
|  | Item no.: 2000-440 Push-in type jumper bar; insulated; from 1 to 10; Nominal current 14 A; light gray | www.wago.com/2000-440 |
| | Item no.: 2000-492 Double-deck vertical jumper; insulated; light gray | www.wago.com/2000-492 |
| | Item no.: 210-103 Wire commoning chain; insulated; 50 connections; black | www.wago.com/210-103 |
|  | Item no.: 210-123 Wire commoning chain; insulated; 50 connections | www.wago.com/210-123 |
| End plate | | |
|  | Item no.: 2000-2291 End and intermediate plate; 0.7 mm thick; gray | www.wago.com/2000-2291 |
| | Item no.: 2000-2292 End and intermediate plate; 0.7 mm thick; orange | www.wago.com/2000-2292 |
| Protective Warning Marker | | |
|  | Item no.: 2000-115 Protective warning marker; with high-voltage symbol, black; for 5 terminal blocks; yellow | www.wago.com/2000-115 |
| Push-In type wire jumper | | |
| | Item no.: 2009-402 Push-in type wire jumper; insulated; wire length 60 mm; Conductor cross section 0.75 mm ² ; suitable for 2000 and 2020 Series rail-mounted terminal blocks; gray | www.wago.com/2009-402 |
| | Item no.: 2009-404 Push-in type wire jumper; insulated; wire length 110 mm; Conductor cross section 0.75 mm ² ; suitable for 2000 and 2020 Series rail-mounted terminal blocks; gray | www.wago.com/2009-404 |
| | Item no.: 2009-406 Push-in type wire jumper; insulated; wire length 250 mm; Conductor cross section 0.75 mm ² ; suitable for 2000 and 2020 Series rail-mounted terminal blocks; gray | www.wago.com/2009-406 |
| Carrier rail | | |

Subject to changes. Please also observe the further product documentation!

| | | |
|--|--|--|
| | Item no.: 210-112 Steel carrier rail; 35 x 7.5 mm; 1 mm thick; 2 m long; slotted; according to EN 60715; "Hole width 25 mm | www.wago.com/210-112 |
| | Item no.: 210-113 Steel carrier rail; 35 x 7.5 mm; 1 mm thick; 2 m long; unslotted; according to EN 60715 | www.wago.com/210-113 |
| | Item no.: 210-114 Steel carrier rail; 35 x 15 mm; 1.5 mm thick; 2 m long; unslotted; similar to EN 60715 | www.wago.com/210-114 |
| | Item no.: 210-115 Steel carrier rail; 35 x 7.5 mm; 1 mm thick; 2 m long; slotted; according to EN 60715; "Hole width 18 mm | www.wago.com/210-115 |
| | Item no.: 210-118 Steel carrier rail; 35 x 15 mm; 2.3 mm thick; 2 m long; unslotted; according to EN 60715 | www.wago.com/210-118 |
|  | Item no.: 210-196 Aluminum carrier rail; 35 x 8.2 mm; 1.6 mm thick; 2 m long; unslotted; similar to EN 60715; silver-colored | www.wago.com/210-196 |
| | Item no.: 210-197 Steel carrier rail; 35 x 15 mm; 1.5 mm thick; 2 m long; slotted; similar to EN 60715 | www.wago.com/210-197 |
| | Item no.: 210-198 Copper carrier rail; 35 x 15 mm; 2.3 mm thick; 2 m long; unslotted; according to EN 60715; copper-colored | www.wago.com/210-198 |
| tools | | |
| | Item no.: 210-647 Operating tool; Blade: 2.5 x 0.4 mm; with a partially insulated shaft | www.wago.com/210-647 |
| | Item no.: 210-648 Operating tool; Blade: 2.5 x 0.4 mm; with a partially insulated shaft; angled; short | www.wago.com/210-648 |
| | Item no.: 210-719 Operating tool; Blade: 2.5 x 0.4 mm; with a partially insulated shaft | www.wago.com/210-719 |

Downloads

Documentation

Additional Information

| | | | |
|------------------------|-------------|---------------|----------|
| Technical explanations | Apr 3, 2019 | pdf 2.1 MB | Download |
|------------------------|-------------|---------------|----------|

CAD/CAE-Data

CAD data

| | | |
|------------------------|-----|----------|
| 2D/3D Models 2000-2232 | URL | Download |
|------------------------|-----|----------|

Subject to changes. Please also observe the further product documentation!

CAE data

EPLAN Data Portal 2000-2232

URL

Download


WSCAD Universe 2000-2232

URL


Download

Installation Notes


Inserting a conductor



All conductor types at a glance



Terminating solid and ferruled conductors via push-in connection.




Inserting conductors via push-in termination.

Solid conductors with cross-sections from either one size above, or up to two sizes below, the rated cross-section can be simply pushed in – no tools needed.

Subject to changes. Please also observe the further product documentation!



Inserting a conductor via operating tool.




Conductor termination – Insulation stop.

Connecting fine-stranded conductors without ferrules, or small cross-sectional conductors that cannot be pushed in, is performed similarly to the original CAGE CLAMP® – just use an operating tool.

The smart feature:

To open the clamp, the operating tool is inserted vertically. The conductor entry is less than 15 degrees for easier wiring.


Commoning





Commoning two levels via double-deck vertical jumper (2000-492).

Marking

Subject to changes. Please also observe the further product documentation!



Snapping WMB Inline markers into marker slots.



Double-Deck Terminal Blocks

A double-deck marker carrier (2000-121) can be retrofitted to double-deck terminal blocks without a marker carrier.

Product family

TOPJOB® S

TOPJOB® S: In various industrial applications and modern building installations, WAGO's wide and versatile range of rail-mount terminal blocks provides more than just reliable electrical connections.

[Learn more about the product family.](#)

[Show all products from the family](#)

Subject to changes. Please also observe the further product documentation!