

## Europe connectors - EC 16 P TR - 3240182

Please be informed that the data shown in this PDF Document is generated from our Online Catalog. Please find the complete data in the user's documentation. Our General Terms of Use for Downloads are valid (<http://phoenixcontact.com/download>)




Polyamide Europe terminal strip, transparent, with wire protection, for connecting solid conductors and stranded conductors with and without ferrules with a cross section of 6 to 16 mm<sup>2</sup>

### Your advantages

- ✓ High-quality metal parts with corrosion-resistant surfaces
- ✓ Secure fixing in housing
- ✓ Particularly suitable for fine-strand conductors, including those without ferrules
- ✓ Insulating housing made from halogen-free polyamide

RoHS

### Key Commercial Data

Packing unit	1 pc
Minimum order quantity	10 pc
GTIN	 4 046356 457934
GTIN	4046356457934
Weight per Piece (excluding packing)	83.590 g
Custom tariff number	85369010
Country of origin	Austria

### Technical data

#### General

Number of positions	12
Number of levels	1
Number of connections	24
Nominal cross section	16 mm <sup>2</sup>

# Europe connectors - EC 16 P TR - 3240182

## Technical data

### General

Color	transparent
Insulating material	PA
Flammability rating according to UL 94	V2
Maximum load current	76 A (with 16 mm <sup>2</sup> conductor cross section)
Nominal current I <sub>N</sub>	76 A (with 16 mm <sup>2</sup> conductor cross section)
Nominal voltage U <sub>N</sub>	450 V
Open side panel	No

### Dimensions

Width	25.2 mm
Length	173.9 mm
Height	20.8 mm
Depth	25.2 mm
Drill hole spacing	15 mm
Pitch	15 mm

### Connection data

Connection method	Screw connection
Screw thread	M4
Stripping length	8 mm
Tightening torque, min	1.2 Nm
Tightening torque max	1.5 Nm
Conductor cross section solid min.	6 mm <sup>2</sup>
Conductor cross section solid max.	16 mm <sup>2</sup>
Conductor cross section AWG min.	10
Conductor cross section AWG max.	6
Conductor cross section flexible min.	6 mm <sup>2</sup>
Conductor cross section flexible max.	16 mm <sup>2</sup>
Min. AWG conductor cross section, flexible	10
Max. AWG conductor cross section, flexible	6
Conductor cross section flexible, with ferrule without plastic sleeve min.	1.5 mm <sup>2</sup>
Conductor cross section flexible, with ferrule without plastic sleeve max.	10 mm <sup>2</sup>
Conductor cross section flexible, with ferrule with plastic sleeve min.	1.5 mm <sup>2</sup>
Conductor cross section flexible, with ferrule with plastic sleeve max.	10 mm <sup>2</sup>
2 conductors with same cross section, solid min.	1.5 mm <sup>2</sup>
2 conductors with same cross section, solid max.	4 mm <sup>2</sup>
2 conductors with same cross section, stranded min.	2.5 mm <sup>2</sup>
2 conductors with same cross section, stranded max.	4 mm <sup>2</sup>

## Europe connectors - EC 16 P TR - 3240182

### Technical data

#### Connection data

Two conductors with the same cross section, flexible, with TWIN ferrules, with plastic sleeve, minimum	0.75 mm <sup>2</sup>
Two conductors with the same cross section, flexible, with TWIN ferrules, with plastic sleeve, maximum	2.5 mm <sup>2</sup>
Two conductors with the same cross section stranded, with ferrule and without plastic sleeve, minimum	1.5 mm <sup>2</sup>
Two conductors with the same cross section stranded, with ferrule and without plastic sleeve, maximum	2.5 mm <sup>2</sup>

#### Standards and Regulations

Connection in acc. with standard	CUL
Flammability rating according to UL 94	V2

#### Environmental Product Compliance

REACH SVHC	Lead 7439-92-1
------------	----------------

### Classifications

#### eCl@ss

eCl@ss 10.0.1	27141106
eCl@ss 11.0	27141106
eCl@ss 4.0	27141100
eCl@ss 4.1	27141100
eCl@ss 5.0	27141100
eCl@ss 5.1	27141100
eCl@ss 6.0	27141100
eCl@ss 7.0	27141106
eCl@ss 9.0	27141106

#### ETIM

ETIM 3.0	EC001284
ETIM 4.0	EC001284
ETIM 6.0	EC001284
ETIM 7.0	EC001284

#### UNSPSC

UNSPSC 6.01	30212109
UNSPSC 7.0901	27121703
UNSPSC 11	27121703
UNSPSC 12.01	27121703

## Europe connectors - EC 16 P TR - 3240182

### Classifications

#### UNSPSC

UNSPSC 13.2	39121409
UNSPSC 18.0	39121409
UNSPSC 19.0	39121409
UNSPSC 20.0	39121409
UNSPSC 21.0	39121409

### Approvals

#### Approvals


#### Approvals


EAC / UL Recognized / cUL Recognized / cUL Recognized

#### Ex Approvals

#### Approval details


EAC		RU C- DE.BL08.B.00534
-----	---	--------------------------

UL Recognized		<a href="http://database.ul.com/cgi-bin/XYV/template/LISEXT/1FRAME/index.htm">http://database.ul.com/cgi-bin/XYV/template/LISEXT/1FRAME/index.htm</a>	FILE E 60425
	B	C	D
Nominal voltage UN	300 V	300 V	300 V
Nominal current IN	55 A	55 A	55 A
mm²/AWG/kcmil	10-6	10-6	10-6

cUL Recognized		<a href="http://database.ul.com/cgi-bin/XYV/template/LISEXT/1FRAME/index.htm">http://database.ul.com/cgi-bin/XYV/template/LISEXT/1FRAME/index.htm</a>	FILE E 60425
----------------	---	---	--------------

## Europe connectors - EC 16 P TR - 3240182

### Approvals

cUL Recognized		<a href="http://database.ul.com/cgi-bin/XYV/template/LISEXT/1FRAME/index.htm">http://database.ul.com/cgi-bin/XYV/template/LISEXT/1FRAME/index.htm</a>	FILE E 60425
	B	C	D
Nominal voltage UN	600 V	600 V	600 V
Nominal current IN	85 A	85 A	85 A
mm²/AWG/kcmil	8-4	8-4	8-4