

Electronic housing - CM 75-LG/H 12,5/BO BK - 2943602

Please be informed that the data shown in this PDF Document is generated from our Online Catalog. Please find the complete data in the user's documentation. Our General Terms of Use for Downloads are valid (<http://phoenixcontact.com/download>)



Complete housing, length: 102 mm, with vents, cross connection: without bus connector, color: black, width: 75 mm, height: 85.5 mm, number of positions cross connector: not relevant


The figure shows versions CM 50-LG/H 30/BO and CM 75-LG/H 35 BO

Your advantages

- ✓ Easy snap-on mounting on symmetrical DIN rails according to EN 60715
- ✓ Flexible accommodation of different connection elements (from high-position connectors to electronic PCBs)
- ✓ Rugged housing technology
- ✓ Shock and contamination-proof accommodation of electronic components



Key Commercial Data

Packing unit	1 pc
Minimum order quantity	5 pc
GTIN	 4 017918 081201
GTIN	4017918081201
Weight per Piece (excluding packing)	140.900 g
Custom tariff number	85369010
Country of origin	Germany

Technical data

Item properties

Brief article description	Electronic housing
Type	CM 75-LG/H 12,5/BO BK
Order No.	2943602

Electronic housing - CM 75-LG/H 12,5/BO BK - 2943602

Technical data

Item properties

Housing type	Complete housing
Range of articles	CM LG

Dimensions

Caption	Dimension A: 85.5 mm; dimension B: 102 mm; dimension C: 75 mm
Width [w]	75 mm
Depth [d]	102 mm
Length [l]	102 mm

Material data

Housing material	Polycarbonate fiber reinforced
------------------	--------------------------------

Ambient conditions

Ambient temperature (operation)	-40 °C ... 105 °C (depending on power dissipation)
---------------------------------	--

Packaging information

Pieces per package	5
Denomination packing units	Pcs.

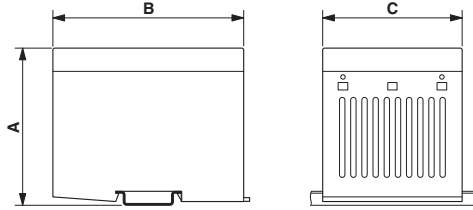
Environmental Product Compliance

China RoHS	Environmentally friendly use period: unlimited = EFUP-e
	No hazardous substances above threshold values

Drawings

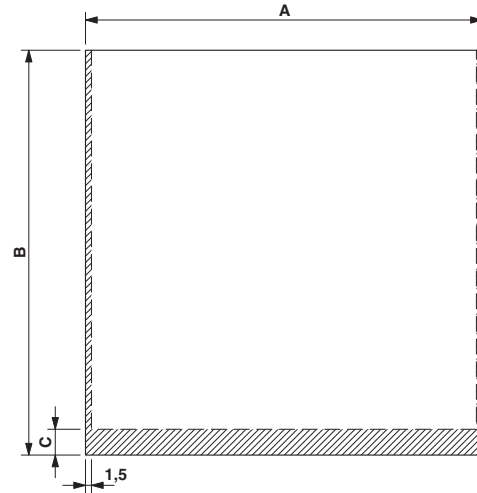
Electronic housing - CM 75-LG/H 12,5/BO BK - 2943602

Dimensional drawing



Dimension A: 85.5 mm; dimension B: 102 mm; dimension C: 75 mm

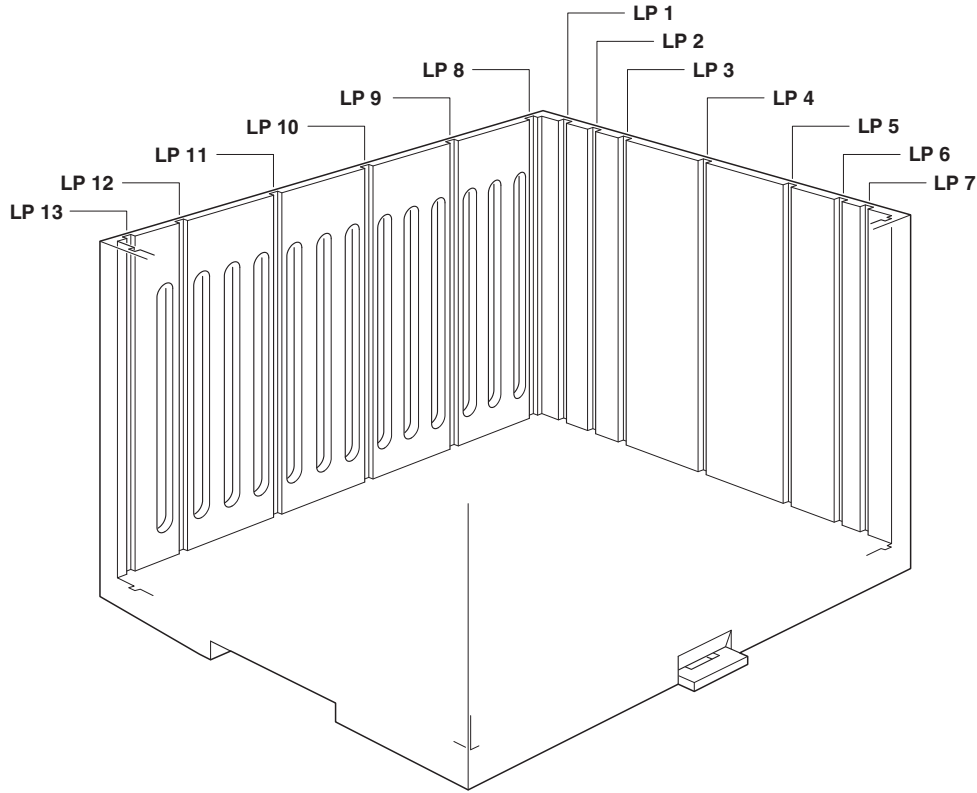
Dimensional drawing



PCB 1, 7: Dimension A: 72.5 mm; B: 73.0 mm; C: 6.5 mm
PCB 8, 13: Dimension A: 100.0 mm; B: 73.0 mm; C: 6.5 mm

Electronic housing - CM 75-LG/H 12,5/BO BK - 2943602

Schematic diagram



Classifications

eCl@ss

eCl@ss 10.0.1	27182702
eCl@ss 11.0	27182702
eCl@ss 4.0	27180400
eCl@ss 4.1	27180400
eCl@ss 5.0	27180500
eCl@ss 5.1	27180500
eCl@ss 6.0	27180800
eCl@ss 7.0	27182702
eCl@ss 9.0	27182702

ETIM

ETIM 2.0	EC001031
ETIM 3.0	EC001031
ETIM 4.0	EC001031

Electronic housing - CM 75-LG/H 12,5/BO BK - 2943602

Classifications

ETIM

ETIM 6.0	EC001031
ETIM 7.0	EC001031

UNSPSC

UNSPSC 6.01	31261501
UNSPSC 7.0901	31261501
UNSPSC 11	31261501
UNSPSC 12.01	31261501
UNSPSC 13.2	31261501
UNSPSC 18.0	31261501
UNSPSC 19.0	31261501
UNSPSC 20.0	31261501
UNSPSC 21.0	31261501