

SMS relay - TC MOBILE I/O X200 AC - 2903806

Please be informed that the data shown in this PDF Document is generated from our Online Catalog. Please find the complete data in the user's documentation. Our General Terms of Use for Downloads are valid (<http://phoenixcontact.com/download>)



SMS relay and signaling module, monitor digital values via cellular network and switch relay outputs remotely, communication via SMS and GPRS (e-mail transmission, app), supply voltage range 93 V ... 250 V AC.

Product Description


The compact TC MOBILE I/O X200 AC signaling system is the successor to the PSI-MODEM-SMS-RELAY/6 DI/4DO/AC SMS relay (Order No. 2313513) and is used to monitor analog and digital values via the cellular network and switch relay outputs remotely. A USB connection to a computer and a web browser is all that is needed for configuration. The device features numerous helpful software functions, such as cellular diagnostics, sending of log books via e-mail, and different user roles.

Your advantages

- Notification via SMS on change of status at input
- SMS status query of all inputs and outputs
- SMS relay for remote control of outputs
- Alarm generation on voltage failure via SMS
- GSM mobile phone network: 850, 900, 1800, and 1900 MHz
- Switching of outputs for a predefined time
- Communication via SMS and e-mail
- Configuration via USB and web browser
- Compact design also for domestic installations (4 HP, DIN 43880)
- Mounting on DIN rail or on the wall



Key Commercial Data

Packing unit	1 pc
GTIN	 4 046356 768849
GTIN	4046356768849
Weight per Piece (excluding packing)	260.000 g
Custom tariff number	85176200
Country of origin	Germany

SMS relay - TC MOBILE I/O X200 AC - 2903806

Technical data

Note

Utilization restriction	EMC: class A product, see manufacturer's declaration in the download area
	Use in potentially explosive areas is not permitted in China.

Dimensions

Width	72 mm
Height	90 mm
Depth	62 mm

Ambient conditions

Ambient temperature (operation)	-25 °C ... 70 °C (SMS mode only, note the derating information in the technical documentation for data connection)
Ambient temperature (storage/transport)	-40 °C ... 85 °C
Permissible humidity (operation)	0 % ... 95 %
Altitude	2000 m
Degree of protection	IP20

General

Electromagnetic compatibility	Conformance with EMC Directive 2014/30/EU
Mounting type	DIN rail mounting
Net weight	236.8 g
Housing material	Polycarbonate
MTTF	792 Years (SN 29500 standard, temperature 25°C, operating cycle 21%)
	378 Years (SN 29500 standard, temperature 40°C, operating cycle 34.25%)
	153 Years (SN 29500 standard, temperature 40°C, operating cycle 100%)

Power supply

Supply voltage range	93 V AC ... 250 V AC (47.5 Hz ... 63 Hz)
Max. current consumption	25 mA
Typical current consumption	15 mA (230 V AC)
Conductor cross section flexible, with ferrule without plastic sleeve	0.25 mm ² ... 2.5 mm ²
Conductor cross section, flexible, with ferrule, with plastic sleeve	0.25 mm ² ... 2.5 mm ²
Conductor cross section flexible max.	2.50 mm ²
Conductor cross section flexible min.	0.20 mm ²
Conductor cross section solid max.	2.50 mm ²
Conductor cross section solid min.	0.20 mm ²
Conductor cross section AWG max.	14
Conductor cross section AWG min.	24
Stripping length	6.5 mm

SMS relay - TC MOBILE I/O X200 AC - 2903806

Technical data

Interfaces

Interface 1	USB 2.0
Connection method	Mini-USB type B, 5-pos.
Transmission length	≤ 3 m (only for configuration and diagnostics)

Wireless interface

Interface description	GSM / GPRS
Frequency range	850 MHz (2 W (EGSM))
	900 MHz (2 W (EGSM))
	1800 MHz (1 W (EGSM))
	1900 MHz (1 W (EGSM))
GPRS	Multislot Class 10

Function

Web-based management	yes
----------------------	-----

Digital outputs

Output name	Relay output
Number of outputs	4
Contact type	N/O contact
Minimum switching voltage	5 V
Maximum switching voltage	125 V DC
	250 V AC
Limiting continuous current	5 A
Switching capacity	750 VA
Electrical service life	150000 cycles (5 A / 30 V DC)
	150000 cycles (3 A / 120 V AC)
	30000 cycles (5 A / 250 V AC)

Digital inputs

Description of the input	Digital input
Number of inputs	4
Switching level "0" signal	0 V AC ... 50 V AC
Switching level "1" signal	90 V AC ... 250 V AC

Conformance/approvals

Designation	CE
Identification	CE-compliant
Designation	ATEX
Identification	# II 3 G Ex nA nC IIC T4 Gc X
Additional text	Please follow the special installation instructions in the documentation!

SMS relay - TC MOBILE I/O X200 AC - 2903806

Technical data

Conformance/approvals

Designation	Wireless approval USA, FCC
Additional text	Part 15.107(a), 15.109(a)
Designation	Corrosive gas test
Identification	ISA-S71.04-1985 G3 Harsh Group A
Designation	Wireless approval, Europe
Additional text	RED 2014/53/EU

Standards and Regulations

Electromagnetic compatibility	Conformance with EMC Directive 2014/30/EU
Standards/regulations	EN 61000-4-2
Contact discharge	± 6 kV
Indirect discharge	± 6 kV
Standards/regulations	EN 61000-4-3
Frequency range	26 MHz ... 6 GHz
Standards/regulations	EN 61000-4-4
Comments	Criterion B
Standards/regulations	EN 61000-4-5
Signal	± 1 kV (Data line, asymmetrical)
Standards/regulations	EN 61000-4-6
Frequency range	0.15 MHz ... 80 MHz
Conducted noise emission	Class B, area of application: Industry and residential
Standards/regulations	EN 61000-4-11
	EN 50360
	EN 50121-4

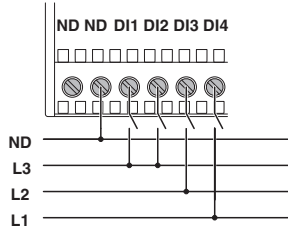
Environmental Product Compliance

REACH SVHC	Lead 7439-92-1
China RoHS	Environmentally Friendly Use Period = 50 years
	For details about hazardous substances go to tab "Downloads", Category "Manufacturer's declaration"

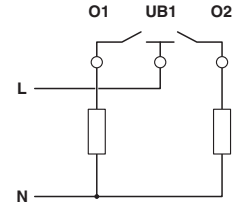
Drawings

SMS relay - TC MOBILE I/O X200 AC - 2903806

Connection diagram

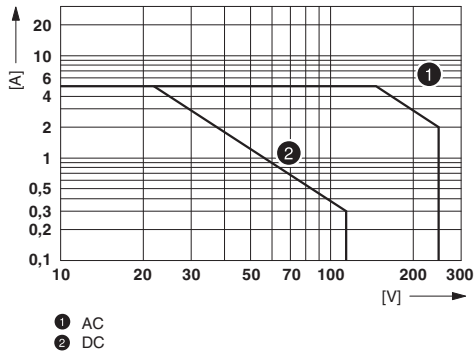


Connection diagram

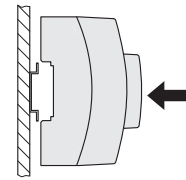


Floating relay contacts

Diagram



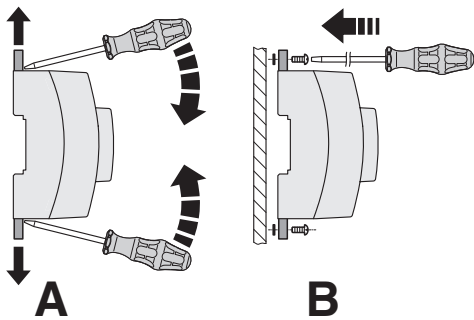
Schematic diagram



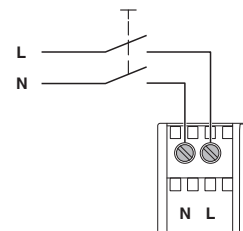
DIN rail mounting

Relay, max. load switching capacity, resistive load

Schematic diagram



Schematic diagram

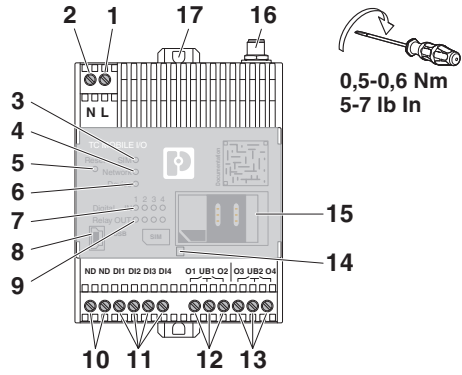


Connecting the supply voltage

Wall mounting

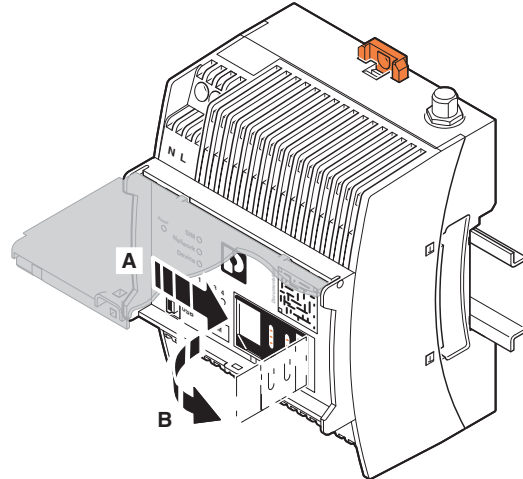
SMS relay - TC MOBILE I/O X200 AC - 2903806

Schematic diagram



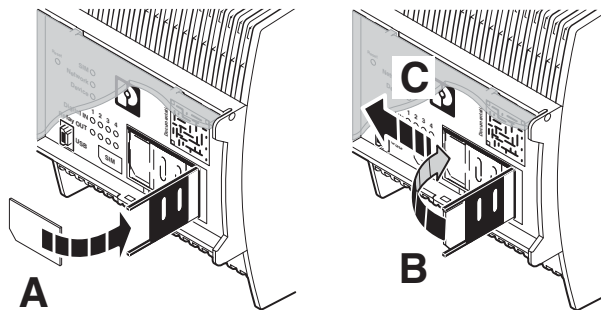
Front view

Schematic diagram



Insert the SIM card

Schematic diagram



Insert the SIM card

SMS relay - TC MOBILE I/O X200 AC - 2903806

Classifications

eCl@ss

eCl@ss 10.0.1	27242608
eCl@ss 11.0	27242608
eCl@ss 4.0	27250300
eCl@ss 4.1	27250300
eCl@ss 5.0	27242200
eCl@ss 5.1	27242200
eCl@ss 6.0	19179200
eCl@ss 7.0	19179290
eCl@ss 9.0	27242608

ETIM

ETIM 3.0	EC000310
ETIM 4.0	EC000310
ETIM 6.0	EC001604
ETIM 7.0	EC001604

UNSPSC

UNSPSC 6.01	30211506
UNSPSC 7.0901	39121008
UNSPSC 11	39121008
UNSPSC 12.01	39121008
UNSPSC 13.2	43222604
UNSPSC 18.0	32151602
UNSPSC 19.0	32151602
UNSPSC 20.0	32151602
UNSPSC 21.0	32151602