


Cable - CABLE-FCN40/1X50/ 0,5M/IM/MEL - 2903468


Please be informed that the data shown in this PDF Document is generated from our Online Catalog. Please find the complete data in the user's documentation. Our General Terms of Use for Downloads are valid (<http://phoenixcontact.com/download>)



Round cable set; controller: Mitsubishi Electric MELSEC L, MELSEC Q, Honeywell MasterLogic ML200; connection 1: Fujitsu connector (1x 40-position); connection 2: IDC/FLK socket strip (1x 50-position); cable length: 0.5 m



Key Commercial Data

Packing unit	1 pc
GTIN	 4 046356 742672
GTIN	4046356742672
Weight per Piece (excluding packing)	1.000 g
Custom tariff number	85444290
Country of origin	Germany

Technical data

Ambient conditions

Ambient temperature (operation)	-40 °C ... 70 °C (fixed installation)
	-10 °C ... 70 °C (flexible installation)
Ambient temperature (storage/transport)	-40 °C ... 80 °C
Maximum altitude	≤ 2000 m
Degree of protection	IP00
	≥ IP54 (Installation location)

General

Max. permissible operating voltage	25 V AC
	60 V DC
Max. current carrying capacity per path	1 A (50 °C)

Cable - CABLE-FCN40/1X50/ 0,5M/IM/MEL - 2903468

Technical data

General

	0.6 A (70°C)
Nominal operating mode	100% operating factor

Cable

Length of cable	0.5 m
Type of cable	Round cable set
Single wires, quantity	7
Single wire, material	Cu tin-plated
Single wire, cross section	0.14 mm ²
Single wire, cross section [AWG]	26
Wire diameter incl. insulation	1 mm ±0.03 mm
External cable diameter	9.9 mm ±0.4 mm
Shielding	no
Halogen-free cable	No
Cable type	Cable for one module
Smallest bending radius, fixed installation	82 mm
Smallest bending radius, movable installation	155 mm
Bending cycles	5000 (at a radius of ≥ 15x outside diameter)
Cable insulation resistance	≥ 20 MΩ/km (20 °C)
Cable resistance	≤ 145 Ω/km (20 °C)
Outer sheath, material	Semi-rigid PVC
External sheath, color	gray
Flame resistance	IEC 60332-1-2 (raw cable)
	VDE 0842, Part 332-1-2 (raw cable)
	IEC 60332-3-22 (raw cable)
	UL VW-1
	CSA FT-1
Resistance to oil	can withstand occasional splashes (raw cable)
Gasoline resistance	can withstand occasional splashes (raw cable)

Connection data

Connection name	Field level
Connection in acc. with standard	IEC 60603-13
Connection method	IDC/FLK socket strip
Number of connections	1
Number of positions	50
Insertion/withdrawal cycles	> 50
Pitch	2.54 mm

Cable - CABLE-FCN40/1X50/ 0,5M/IM/MEL - 2903468

Technical data

Connection data 2

Connection name	Controller level
Connection method	Fujitsu connector
Number of connections	1
Number of positions	40
Insertion/withdrawal cycles	> 50

Standards and Regulations

Flame resistance	IEC 60332-1-2 (raw cable)
	VDE 0842, Part 332-1-2 (raw cable)
	IEC 60332-3-22 (raw cable)
	UL VW-1
	CSA FT-1
Resistance to oil	can withstand occasional splashes (raw cable)
Gasoline resistance	can withstand occasional splashes (raw cable)
Designation	Air clearances and creepage distances
Standards/regulations	DIN EN 50178
Rated insulation voltage	63 V
Rated surge voltage	0.6 kV
Insulation	Functional insulation
Pollution degree	2
Overvoltage category	II

Supported controller

Controller	MITSUBISHI MELSEC Q
- suitable I/O card	QX41
	QX41-S1
	QX42
	QX42-S1
	QX71
	QX72
	QY41P
	QY42P
	QY71
	QH42P
	QY82P
Controller	MITSUBISHI MELSEC L
- suitable I/O card	LX41C4
	LX42C4

Cable - CABLE-FCN40/1X50/ 0,5M/IM/MEL - 2903468

Technical data

Supported controller

	LY41NT1P
	LY42NT1P
	LY41PT1P
	LY42PT1P
Controller	Honeywell MasterLogic 200
- suitable I/O card	2MLQ-TR4A
	2MLQ-TR8A
	2MLQ-TR4B
	2MLQ-TR8B

Color code

Connector 1 = connector 2 (optional) = wire color	Fujitsu40 (A1) = IDC/FLK50 (11) = black
	Fujitsu40 (B1) = IDC/FLK50 (1) = brown
	Fujitsu40 (A2) = IDC/FLK50 (48) = red
	Fujitsu40 (B2) = IDC/FLK50 (38) = orange
	Fujitsu40 (A3) =
	Fujitsu40 (B3) =
	Fujitsu40 (A4) =
	Fujitsu40 (B4) =
	Fujitsu40 (A5) = IDC/FLK50 (46) = yellow
	Fujitsu40 (B5) = IDC/FLK50 (22) = green
	Fujitsu40 (A6) = IDC/FLK50 (45) = blue
	Fujitsu40 (B6) = IDC/FLK50 (21) = violet
	Fujitsu40 (A7) = IDC/FLK50 (44) = gray
	Fujitsu40 (B7) = IDC/FLK50 (20) = white
	Fujitsu40 (A8) = IDC/FLK50 (43) = white-black
	Fujitsu40 (B8) = IDC/FLK50 (19) = white-brown
	Fujitsu40 (A9) = IDC/FLK50 (42) = white-red
	Fujitsu40 (B9) = IDC/FLK50 (18) = white-orange
	Fujitsu40 (A10) = IDC/FLK50 (41) = white-yellow
	Fujitsu40 (B10) = IDC/FLK50 (17) = white-green
	Fujitsu40 (A11) = IDC/FLK50 (40) = white-blue
	Fujitsu40 (B11) = IDC/FLK50 (16) = white-violet
	Fujitsu40 (A12) = IDC/FLK50 (39) = white-gray
	Fujitsu40 (B12) = IDC/FLK50 (15) = brown-black
	Fujitsu40 (A13) = IDC/FLK50 (34) = brown-red
	Fujitsu40 (B13) = IDC/FLK50 (10) = brown-orange
	Fujitsu40 (A14) = IDC/FLK50 (33) = brown-yellow

Cable - CABLE-FCN40/1X50/ 0,5M/IM/MEL - 2903468

Technical data

Color code

	Fujitsu40 (B14) = IDC/FLK50 (9) = brown-green
	Fujitsu40 (A15) = IDC/FLK50 (32) = brown-blue
	Fujitsu40 (B15) = IDC/FLK50 (8) = brown-violet
	Fujitsu40 (A16) = IDC/FLK50 (31) = brown-gray
	Fujitsu40 (B16) = IDC/FLK50 (7) = brown-white
	Fujitsu40 (A17) = IDC/FLK50 (30) = green-black
	Fujitsu40 (B17) = IDC/FLK50 (6) = green-brown
	Fujitsu40 (A18) = IDC/FLK50 (29) = green-red
	Fujitsu40 (B18) = IDC/FLK50 (5) = green-orange
	Fujitsu40 (A19) = IDC/FLK50 (28) = green-blue
	Fujitsu40 (B19) = IDC/FLK50 (4) = green-violet
	Fujitsu40 (A20) = IDC/FLK50 (27) = green-gray
	Fujitsu40 (B20) = IDC/FLK50 (3) = green-white

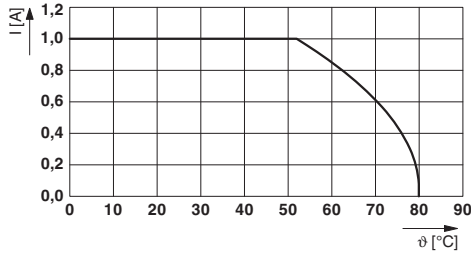
Environmental Product Compliance

China RoHS	Environmentally Friendly Use Period = 50 years
	For details about hazardous substances go to tab "Downloads", Category "Manufacturer's declaration"

Drawings

Cable - CABLE-FCN40/1X50/ 0,5M/IM/MEL - 2903468

Diagram



Maximum permissible current per path in uncoiled state

Connection diagram

Fujitsu FCN 40	FLK 50	Fujitsu FCN 40	FLK 50
PIN A1	PIN 11	PIN B16	PIN 7
PIN B1	PIN 1	PIN A17	PIN 30
PIN A2	PIN 48	PIN B17	PIN 6
PIN B2	PIN 38	PIN A18	PIN 29
PIN A3		PIN B18	PIN 5
PIN B3		PIN A19	PIN 28
PIN A4		PIN B19	PIN 4
PIN B4		PIN A20	PIN 27
PIN A5	PIN 46	PIN B20	PIN 3
PIN B5	PIN 22		PIN 2
PIN A6	PIN 45		PIN 13
PIN B6	PIN 21		PIN 12
PIN A7	PIN 44		PIN 23
PIN B7	PIN 20		PIN 14
PIN A8	PIN 43		PIN 25
PIN B8	PIN 19		PIN 24
PIN A9	PIN 42		PIN 35
PIN B9	PIN 18		PIN 26
PIN A10	PIN 41		PIN 37
PIN B10	PIN 17		PIN 26
PIN A11	PIN 40		PIN 37
PIN B11	PIN 16		PIN 36
PIN A12	PIN 39		PIN 47
PIN B12	PIN 15		
PIN A13	PIN 34		
PIN B13	PIN 10		
PIN A14	PIN 33		
PIN B14	PIN 9		
PIN A15	PIN 32		
PIN B15	PIN 8		
PIN A16	PIN 31		

Classifications

eCl@ss

eCl@ss 10.0.1	27242220
eCl@ss 11.0	27242220
eCl@ss 4.0	27060300
eCl@ss 4.1	27060300
eCl@ss 5.0	27242200
eCl@ss 5.1	27242200
eCl@ss 6.0	27249200
eCl@ss 7.0	27249205
eCl@ss 9.0	27242220

ETIM

ETIM 2.0	EC000237
ETIM 3.0	EC000237
ETIM 4.0	EC000237
ETIM 6.0	EC000237
ETIM 7.0	EC000237

Cable - CABLE-FCN40/1X50/ 0,5M/IM/MEL - 2903468

Classifications

UNSPSC

UNSPSC 6.01	26121620
UNSPSC 7.0901	26121620
UNSPSC 11	26121620
UNSPSC 12.01	26121620
UNSPSC 13.2	26121620
UNSPSC 18.0	26121620
UNSPSC 19.0	26121620
UNSPSC 20.0	26121620
UNSPSC 21.0	26121620

Approvals


Approvals


Approvals

UL Listed / cUL Listed / EAC / cULus Listed

Ex Approvals

Approval details


UL Listed		http://database.ul.com/cgi-bin/XYV/template/LISEXT/1FRAME/index.htm	FILE E 238705
Nominal voltage UN		125 V	
Nominal current IN		1 A	

cUL Listed		http://database.ul.com/cgi-bin/XYV/template/LISEXT/1FRAME/index.htm	FILE E 238705
Nominal voltage UN		125 V	
Nominal current IN		1 A	

Cable - CABLE-FCN40/1X50/ 0,5M/IM/MEL - 2903468

Approvals

EAC		RU* DE.HB*35.B00385
-----	---	------------------------

cULus Listed	
--------------	---