


## Round cable - VIP-CAB-FLK16/FR/OE/0,14/2,0M - 2900133

Please be informed that the data shown in this PDF Document is generated from our Online Catalog. Please find the complete data in the user's documentation. Our General Terms of Use for Downloads are valid (<http://phoenixcontact.com/download>)




Round cable set; connection 1: Single wires (16-position) (The wires are marked and fitted with ferrules); connection 2: IDC/FLK socket strip (1x 16-position, 90 °-out put); cable length: 2 m

### Your advantages

- 14 and 16-pos.
- Connector according to IEC 60603-13
- 1:1 connection
- Open end at one end



### Key Commercial Data

Packing unit	1 pc
GTIN	 4 046356 476881
GTIN	4046356476881
Weight per Piece (excluding packing)	160.000 g
Custom tariff number	85444290
Country of origin	Germany

### Technical data

#### Ambient conditions

Ambient temperature (operation)	-40 °C ... 70 °C (fixed installation)
	-10 °C ... 70 °C (flexible installation)
Ambient temperature (storage/transport)	-40 °C ... 80 °C
Maximum altitude	≤ 2000 m
Degree of protection	IP00

# Round cable - VIP-CAB-FLK16/FR/OE/0,14/2,0M - 2900133

## Technical data

### Ambient conditions

	≥ IP54 (Installation location)
--	--------------------------------

### General

Max. permissible operating voltage	25 V AC
	60 V DC
Max. current carrying capacity per path	1 A (50 °C)
	0.6 A (70°C)
Nominal operating mode	100% operating factor

### Cable

Length of cable	2 m
Type of cable	Round cable set
Single wires, quantity	7
Single wire, material	Cu tin-plated
Single wire, cross section	0.14 mm <sup>2</sup>
Single wire, cross section [AWG]	26
Wire diameter incl. insulation	1 mm ±0.03 mm
External cable diameter	6.8 mm ±0.4 mm
Cable, preassembly	Insulation displacement, IEC 60352-4/DIN EN 60352-4
Shielding	no
Halogen-free cable	No
Cable type	Cable for one module
Smallest bending radius, fixed installation	58 mm
Smallest bending radius, movable installation	108 mm
Bending cycles	5000 (at a radius of ≥ 15x outside diameter)
Cable insulation resistance	≥ 20 MΩ/km (20 °C)
Cable resistance	≤ 145 Ω/km (20 °C)
Outer sheath, material	Semi-rigid PVC
External sheath, color	gray
Flame resistance	IEC 60332-1-2 (raw cable)
	VDE 0842, Part 332-1-2 (raw cable)
	IEC 60332-3-22 (raw cable)
	UL VW-1
	CSA FT-1
Resistance to oil	can withstand occasional splashes (raw cable)
Gasoline resistance	can withstand occasional splashes (raw cable)

### Connection data

Connection name	Field level
-----------------	-------------

## Round cable - VIP-CAB-FLK16/FR/OE/0,14/2,0M - 2900133

### Technical data

#### Connection data

Connection in acc. with standard	IEC 60603-13
Connection method	IDC/FLK socket strip
Number of connections	1
Number of positions	16
Exit angle	90 °
Insertion/withdrawal cycles	> 50
Pitch	2.54 mm

#### Connection data 2

Connection name	Controller level
Connection method	Single wires
Number of positions	16
Note	The wires are marked and fitted with ferrules

#### Standards and Regulations

Flame resistance	IEC 60332-1-2 (raw cable)
	VDE 0842, Part 332-1-2 (raw cable)
	IEC 60332-3-22 (raw cable)
	UL VW-1
	CSA FT-1
Resistance to oil	can withstand occasional splashes (raw cable)
Gasoline resistance	can withstand occasional splashes (raw cable)
Designation	Air clearances and creepage distances
Standards/regulations	DIN EN 50178
Rated insulation voltage	63 V
Rated surge voltage	0.6 kV
Insulation	Functional insulation
Pollution degree	2
Overvoltage category	II

#### Supported controller

Controller	universal
------------	-----------

#### Color code

Connector 1 = connector 2 (optional) = wire color	IDC/FLK16 (1) = black
	IDC/FLK16 (2) = brown
	IDC/FLK16 (3) = red
	IDC/FLK16 (4) = orange
	IDC/FLK16 (5) = yellow

# Round cable - VIP-CAB-FLK16/FR/OE/0,14/2,0M - 2900133

## Technical data

### Color code

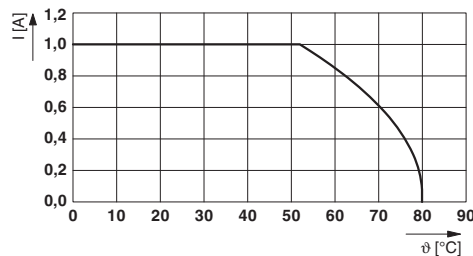
	IDC/FLK16 (6) = green
	IDC/FLK16 (7) = blue
	IDC/FLK16 (8) = violet
	IDC/FLK16 (9) = gray
	IDC/FLK16 (10) = white
	IDC/FLK16 (11) = white-black
	IDC/FLK16 (12) = white-brown
	IDC/FLK16 (13) = white-red
	IDC/FLK16 (14) = white-orange
	IDC/FLK16 (15) = white-yellow
	IDC/FLK16 (16) = white-green

### Environmental Product Compliance

China RoHS	Environmentally friendly use period: unlimited = EFUP-e
	No hazardous substances above threshold values

## Drawings

Diagram



Maximum permissible current per path in uncoiled state

## Classifications

### eCl@ss

eCl@ss 10.0.1	27242220
eCl@ss 11.0	27242220
eCl@ss 4.0	27060300
eCl@ss 4.1	27060300
eCl@ss 5.0	27242200
eCl@ss 5.1	27242200
eCl@ss 6.0	27249200

# Round cable - VIP-CAB-FLK16/FR/OE/0,14/2,0M - 2900133

## Classifications

### eCl@ss

eCl@ss 7.0	27249205
eCl@ss 9.0	27242220

### ETIM

ETIM 2.0	EC000237
ETIM 3.0	EC000237
ETIM 4.0	EC000237
ETIM 6.0	EC000237
ETIM 7.0	EC000237

### UNSPSC

UNSPSC 6.01	26121620
UNSPSC 7.0901	26121620
UNSPSC 11	26121620
UNSPSC 12.01	26121620
UNSPSC 13.2	26121620
UNSPSC 18.0	26121620
UNSPSC 19.0	26121620
UNSPSC 20.0	26121620
UNSPSC 21.0	26121620

## Approvals


### Approvals

#### Approvals

UL Listed / cUL Listed / EAC / cULus Listed

#### Ex Approvals


### Approval details

UL Listed		<a href="http://database.ul.com/cgi-bin/XYV/template/LISEXT/1FRAME/index.htm">http://database.ul.com/cgi-bin/XYV/template/LISEXT/1FRAME/index.htm</a>	FILE E 238705
Nominal voltage UN	125 V		


## Round cable - VIP-CAB-FLK16/FR/OE/0,14/2,0M - 2900133

### Approvals

Nominal current IN	1 A
--------------------	-----

cUL Listed		<a href="http://database.ul.com/cgi-bin/XYV/template/LISEXT/1FRAME/index.htm">http://database.ul.com/cgi-bin/XYV/template/LISEXT/1FRAME/index.htm</a>	FILE E 238705
Nominal voltage UN	125 V		
Nominal current IN	1 A		

EAC		RU*- DE.HB*35.B00385
-----	---	-------------------------

cULus Listed	
--------------	---